

CONTENT

3

Vision & Mission Statement

4-8

Notice

9-10

Board of Directors

11-12

Members of the Board

13-14

Bankers & Auditors

15

Core Team

16-17

Brief profile of Directors

18-21

Chairman's Statement

22

Awards in 2024-25

23-35

Capitals

36-42

Operational Statistics

43-132

Director's Report

133-145

CSR Report

146-152

Research & Development

153-164

Report on Corporate Governance

165-174

Management Discussion and Analysis Report

175

CEO And CFO Certification

176-201

Independent Auditor's Report and replies of Management

202-206

Comptroller & Auditor General of India Report

207-214

Secretarial Auditor's Report

215-216

Balance Sheet

217-218

Profit & Loss Account

219-221

Statement of Cash flows

222-223

Statement of changes in equity

224

Corporate Information

225


Material Accounting Policies

250-301

Notes to Financial Statements

302-337

Additional Notes to the Financial Statements



Vision

The vision of Bharat Coking Coal Limited (BCCL) is to emerge as a global player in the primary energy sector committed to provide energy security to the country by attaining environmentally & socially sustainable growth through best practices from mine to market.



Mission

The Mission of Bharat Coking Coal Limited (BCCL) is to Produce and market the planned quantity of coal and coal products efficiently and economically in an eco-friendly manner with due regard to Safety, Conservation and Quality.





भारत कोकिंग कोल लिमिटेड
BHARAT COKING COAL LIMITED
(A Mini Ratna Company)
(A Subsidiary of Coal India Ltd.)
(www.bcclweb.in)

पं.का.:- कोयला भवन कोयला नगर,
धनबाद - 826005
Regd. Off: Koyla Bhawan, Koyla Nagar
Dhanbad - 826005
CIN: U10101JH1972GOI000918
टूरभाष : 0326-2230190
ई-मेल : cos.bccl@coalindia.in

बोर्ड सचिवालय /Board Secretariat

Ref. No.BCCL:CS:F-AGM/2025/157

Dated: 25.07.2025

To
All Shareholders
Bharat Coking Coal Limited.

Sub: - Revised Short Notice of 54th Annual General Meeting of Bharat Coking Coal Limited.

Due to some unavoidable circumstances, the 54th Annual General Meeting of Bharat Coking Coal Limited, scheduled to be held today at 4:00 P.M. has been rescheduled to be held at 04:45 P.M. Other terms and conditions of the notice shall remain unchanged.

Inconvenience caused is regretted.

By Order of the Board

(B.K. Parui)

Company Secretary

Copy to:

- All Directors of BCCL
- M/s Nag & Associates, Chartered Accountants, Statutory Auditor
- M/s Chandra Wadhwa & Co., Cost Auditor
- M/s Mahata Agarwal & Associates, Company Secretaries, Secretarial Auditor





भारत कोकिंग कोल लिमिटेड
BHARAT COKING COAL LIMITED
(A Mini Ratna Company)
(A Subsidiary of Coal India Ltd.)
(www.bcclweb.in)

पं.का.:- कोयला भवन कोयला नगर,
धनबाद - 826005
Regd. Off: Koyla Bhawan, Koyla Nagar
Dhanbad - 826005
CIN: U10101JH1972GOI000918
टूरभाष : 0326-2230190
ई-मेल : cos.bccl@coalindia.in

बोर्ड सचिवालय /Board Secretariat

Ref. No.BCCL:CS:F-AGM/2025/153

Dated: 21.07.2025

Sub: Short Notice of 54th Annual General Meeting of Bharat Coking Coal Limited.

Short Notice is hereby given to the Shareholders of Bharat Coking Coal Limited that the 54th Annual General Meeting of Bharat Coking Coal Limited will be held at its Registered Office, Koyla Bhawan, P.O. Koyla Nagar, Dhanbad on 25.07.2025 at 4:00 PM through Video Conference (VC)/ Other Audio Visual Means (OAVM) to transact the following businesses:

ORDINARY BUSINESS

1. To consider and adopt the Audited Financial Statements of the Company for the financial year ended 31st March, 2025 including the Audited Balance Sheet as at 31st March, 2025 and Statement of Profit & Loss for the year ended on that date together with the Reports of Board of Directors, Statutory Auditor and Comptroller & Auditor General of India thereon.
2. To declare Preference Dividend amounting to ₹844.2175 crores (viz; 100% of the total outstanding dividend on preference shares).
3. To appoint a Director in place of Shri Rakesh Kumar Sahay, Director, DIN No. 10122335 who retires by rotation in terms of Section 152(6) of the Companies Act 2013 and being eligible, offers himself for re- appointment.
4. To appoint a Director in place of Shri Sanjay Kumar Singh, Director, DIN No. 08535373, who retires by rotation in terms of Section 152(6) of the Companies Act 2013 and being eligible, offers himself for re- appointment.

SPECIAL BUSINESS

Item No.5 Ratification of Remuneration of Cost Auditors

To consider and if thought fit, to pass with or without modifications, the following resolutions as **Ordinary Resolution**:

Resolved that pursuant to the provisions of Section 148(3) of the Companies Act, 2013 read with rule 14 of the Companies (Audit and Auditors) Rules, 2014 (including any other statutory modification(s) or re-enactment thereof for the time being in force), the remuneration of Cost Auditors for the financial year 2024-25 (excluding out of pocket expenses limited to 50% of total fees) of ₹15,34,000.00 (Rupees fifteen lakh thirty four thousand only) and taxes to be paid extra, as approved by the Board of Directors of the Company vide item no. 413.POT-3 of 413th Board Meeting of BCCL held on 20.09.2024 be and is hereby ratified.

Registered office:
Koyla Bhawan, P.O: BCCL Township,
Koyla Nagar, Dist: Dhanbad
Dated: 21.07.2025

By Order of the Board

(B.K. Parui)
Company Secretary



Notes :

1. Ministry of Corporate Affairs (“MCA”) vide its Circular dated May 05, 2022 read with circulars dated December 28, 2022 and January 13, 2021, December 08, 2021, December 14, 2021 and 14/2020 dated April 8, 2020, 17/2020 dated April 13, 2020, 20/2020 dated May 5, 2020 and Circular no. 09/2023 dated September 25, 2023 (Collectively referred to as “MCA Circulars”) and the latest being General Circular No. 09/2024 dated September 19, 2024 has permitted convening Annual General Meeting (“AGM” / “Meeting”) through video conferencing (“VC”) or Other Audio Visual means (“OAVM”), without physical presence of the members at a common venue. In accordance with the MCA circulars and provisions of the Companies Act, 2013 (“The Act”), the AGM of the company is being held through VC/OAVM. The deemed venue for the AGM shall be the Registered Office of the Company.

For attending meeting through VC or OAVM, link shall be provided from the authorized email id of the Company well in advance and the facility for joining the meeting shall be kept open at least 15 minutes before the time scheduled to start the meeting and shall not be closed 15 minutes after such scheduled time.

2. Members are also requested to accord their consent for convening the meeting at a shorter notice under section 101 of the Companies Act / as per Articles of Association of the Company.
3. Since, this AGM is being held through VC/OAVM pursuant to the MCA Circulars, physical attendance of members has been dispensed with. Accordingly, the facility for appointment of proxies by the members will not be available to the AGM and hence the Proxy Form and Attendance Slip are not annexed hereto.
4. Pursuant to the provisions of Section 17(1)(b) and 189(4) of the Companies Act 2013, the registers required to be kept open for inspection at every Annual General Meeting of the Company, shall be accessible during the continuance of the meeting to any person having the right to attend the meeting.
5. The Board of Directors of your company at its 421st Board meeting held on 23.04.2025 had declared arrears of dividend on Preference shares amounting to ₹844.2175 crores (viz 100% of the total outstanding dividend on preference shares).
6. A statement pursuant to Section 102(1) of the Act, relating to Special Business to be transacted at the AGM is annexed hereto as “**Annexure A**”.
7. Details of Directors retiring by rotation and seeking re-appointment at this meeting are provided in the “**Annexure B**”.

Copy to:

- i. All Directors of BCCL
- ii. M/s Nag & Associates, Chartered Accountants, Statutory Auditor
- iii. M/s Chandra Wadhwa & Co., Cost Auditor
- iv. M/s Mahata Agarwal & Associates, Company Secretaries, Secretarial Auditor



ANNEXURE TO NOTICE

Annexure A

Explanatory statement pursuant to Section 102 of the Companies Act, 2013.

As required under Section 102 of the Companies Act, 2013, the following explanatory statement sets out all material facts relating to the business mentioned under Item No. 5 of the accompanying notice dated 21.07.2025.

Item No. 5: Ratification of the remuneration of Cost Auditor appointed by the Board u/s 148 of Companies Act, 2013.

As per the Rule 14 of Companies (Audit and Auditors) Rules, 2014:

Remuneration of the Cost Auditor - For the purpose of sub -section (3) of section 148

- (a) in the case of companies which are required to constitute an audit committee-
- i. the Board shall appoint an individual, who is a cost accountant in practice, or a firm of cost accountants in practice, as cost auditor on the recommendations of the Audit Committee, which shall also recommend remuneration for such cost auditor;
 - ii. the remuneration recommended by the Audit Committee under (i) shall be considered and approved by the Board of Directors and ratified subsequently by the shareholders.

Accordingly, the Board of Directors approved the appointment of the following Cost Auditors of the Company under the existing terms and conditions of the Cost Auditors for the Financial Year 2024-25 vide item no. 413. POT-3 of 413th Board Meeting of BCCL held on 20.09.2024 at a remuneration of ₹15,34,000.00 (exclusive of out of pocket expenses limited to 50% of the audit fee and GST, if any, which shall be paid extra as applicable) for undertaking the Cost Audit of Head Quarter and different areas of BCCL for the Financial Year 2024-25 on the recommendation of Audit Committee. The details are as follows:

Sl. No.	NAME OF THE AUDIT FIRM	FIRM REGD NO	NAME OF AREAS	TOTAL FEE (₹)
1.	CHANDRA WADHWA & CO.	000239	Lead/Principal Auditor	4,40,000
2.	JOSHI APTE & ASSOCIATES	000240	Katras, Sijua and WJ area	2,56,000
3.	K B SAXENA & ASSOCIATES	000313	Bastacolla, Eastern Jharia, CV (incl.Dahibari Coal Washery)	2,36,000
4.	MOU BANERJEE & CO.	000266	Lodna, Putki Balihari & Kusunda area	2,33,000
5.	S G & ASSOCIATES	000138	Barora,Block-II, Govindpur area	2,04,000
6.	K K DAS & ASSOCIATES	000192	WasheryDivision, Madhuban Coal Washery	1,65,000
Total				15,34,000.00

The Board of Directors approved the remuneration of Cost Auditors for ratification by the shareholders of the Company. None of the Director, Key Managerial Personnel of the Company or their relatives is concerned or interested (financial or otherwise) in the said resolution except to the extent of shares held by them in the Company.

The Board of Directors of the Company recommended the resolution for the approval of the members in AGM.

Registered office:

Koyla Bhwan, P.O: BCCL Township,

Koyla Nagar, Dist: Dhanbad

Dated: 21.07.2025

By Order of the Board

(B.K. Parui)

Company Secretary



Annexure B

Details of Director retiring by rotation and seeking re-appointment at the Annual General Meeting.

In compliance to the Secretarial Standard on General Meeting (“SS-2”), the details of Directors seeking re- appointment in Annual General Meeting is as tabulated below:

Name and designation of the Director	Shri Rakesh Kumar Sahay, Director(Finance)	Shri Sanjay Kumar Singh, Director (Technical)
DIN	10122335	08535373
Date of Birth	16.08.1965	06.10.1968
Nationality	Indian	Indian
Date of Appointment in the Board	14.04.2023	10.10.2023
Terms and conditions of appointment/ re-appointment and details of remuneration sought and remuneration last drawn	As per appointment letter issued by Ministry of Coal, GOI.	As per appointment letter issued by Ministry of Coal, GOI.
Qualification and Experience	Shri Rakesh Kumar Sahay holds a bachelor degree in science from Ranchi University and master of business administration (Financial management) from Magadh University. Prior to joining BCCL, he was associated with Valley Refractories Limited.	Shri Sanjay Kumar Singh holds a bachelor’s degree in technology in mining engineering from Indian School of Mines and has completed cycle n25 of general management programme from European Centre for Executive Development. He also holds manager’s first class 250 certificate of competency to manage a coal mine. Prior to joining BCCL, he was associated with JSW Steel Limited, Adani Enterprises Limited and Tata Steel Limited.
Shareholding in the company	NIL	100 (One Hundred) Equity Share of ₹10/- each / Nominee Shareholder of Coal India Limited
Relationship with other Directors, Manager and Other KMP	NIL	NIL
No. of Meeting of Board attended during the year 2024-25	11	11
List of Directorship held in other Companies	NIL	NIL
Chairman/ Membership of other Committee in BCCL	Member of CSR Committee, Empowered Sub Committee (Tech.) & Risk Management Committee.	Member of CSR Committee Empowered Sub Committee (Tech.), Risk Management Committee & Audit Committee.

Registered office:
Koyla Bhwan, P.O: BCCL Township,
Koyla Nagar, Dist: Dhanbad
Dated: 21.07.2025


By Order of the Board

(B.K. Parui)

Company Secretary




BOARD OF DIRECTORS




Shri Samiran Dutta
CHAIRMAN-CUM-MANAGING DIRECTOR

GOVERNMENT DIRECTORS




Shri Sanoj Kumar Jha
Additional Secretary, MoC, New Delhi/
Part Time Official Director



Shri Mukesh Choudhary
Director (Marketing) CIL, Kolkata/
Part Time Official Director


FUNCTIONAL DIRECTORS




Shri Murlikrishna Ramaiah
Director (Personnel)



Shri Rakesh Kumar Sahay
Director (Finance)




Shri Sanjay Kumar Singh
Director (Technical)




Shri Manoj Kumar Agarwal
Director (Technical)

NON-OFFICIAL INDEPENDENT DIRECTORS




Dr. Arun Kumar Oraon



Shri Sanjay Kumar




BOARD OF DIRECTORS AS ON 31.03.2025




Shri Samiran Dutta
CHAIRMAN-CUM-MANAGING DIRECTOR

GOVERNMENT NOMINEE DIRECTORS




Ms. Vismita Tej
Additional Secretary, MoC, New Delhi
/Part Time Official Director




Shri Debasish Nanda
Director (Business Development),
CIL, Kolkata / Part Time Official Director


FUNCTIONAL DIRECTORS




Shri Murlikrishna Ramaiah
Director (Personnel)



Shri Rakesh Kumar Sahay
Director (Finance)



Shri Sanjay Kumar Singh
Director (Technical)



Shri Manoj Kumar Agarwal
Director (Technical)



MEMBERS OF THE BOARD AS ON 18 JULY 2025

FUNCTIONAL DIRECTORS

Shri Samiran Dutta	:	Chairman-cum-Managing Director
Shri Murlikrishna Ramaiah	:	Director (Personnel)
Shri Rakesh Kumar Sahay	:	Director (Finance)
Shri Sanjay Kumar Singh	:	Director (Tech.) OP
Shri Manoj Kumar Agarwal	:	Director (Tech) P&P

PART TIME OFFICIAL DIRECTORS

Shri Sanoj Kumar Jha
Shri Mukesh Choudhary


INDEPENDENT DIRECTORS

Dr. Arun Kumar Oraon
Shri Sanjay Kumar

COMPANY SECRETARY


Shri Bani Kumar Parui

CHIEF VIGILANCE OFFICER



Shri Aman Raj

COMPANY SECRETARY



Shri Bani Kumar Parui



MANAGEMENT DURING THE YEAR 2024-25

CHAIRMAN-CUM-MANAGING DIRECTOR

Shri Samiran Dutta : (From 28.12.2021; continuing)

FULL TIME DIRECTORS

Shri Murlikrishna Ramaiah	:	Personnel (From 23.02.2023; continuing)
Shri Rakesh Kumar Sahay	:	Finance (From 14.04.2023; continuing)
Shri Sanjay Kumar Singh	:	Technical (From 10.10.2023; continuing)
Shri Shankar Nagachari	:	Technical (From 12.01.2024 till 27.01.2025)
Shri Manoj Kumar Agarwal	:	Technical (From 27.01.2025; continuing)

PART TIME DIRECTORS

Shri Anandji Prasad	:	Project Adviser, Ministry of Coal Govt. Nominee (From 03.01.2022 till 20.01.2025)
Ms. Vismita Tej	:	Additional Secretary, Ministry of Coal, Govt. Nominee (From 20.01.2025 till 08.04.2025)
Shri Debasish Nanda	:	Director (BD), CIL, Kolkata (From 23.08.2022 till 31.05.2025)

INDEPENDENT DIRECTORS

Smt. Shashi Singh	:	(From 01.11.2021 till 31.10.2024)
Shri Alok Kumar Agrawal	:	(From 01.11.2021 till 31.10.2024)
Shri Satyabrata Panda	:	(From 01.11.2021 till 31.10.2024)
Shri Ram Kumar Roy	:	(From 31.12.2021 till 30.12.2024)



BANKERS & AUDITORS

BANKERS

STATE BANK OF INDIA
BANK OF MAHARASTRA
PUNJAB NATIONAL BANK
BANK OF BARODA
CANARA BANK
BANK OF INDIA
UNION BANK OF INDIA
UCO BANK
INDIAN BANK
CENTRAL BANK OF INDIA
PUNJAB & SIND BANK
INDIAN OVERSEAS BANK
ICICI BANK
HDFC BANK
AXIS BANK
KOTAK MAHINDRA BANK
INDUSIND BANK

AUDITORS

STATUTORY AUDITORS

M/s. NAG & ASSOCIATES.

Chartered Accountants, Dhanbad

BRANCH AUDITORS

M/s. SANJAY BAJORIA & ASSOCIATES.

Chartered Accountants, Ranchi

M/s. KEDIA AGARWAL & ASSOCIATES.

Chartered Accountants, Giridih

M/s. D DAS & KAMALUDDIN

Chartered Accountants, Asansol, W.B

M/s. DUDANI & ASSOCIATES

Chartered Accountants, Saraidhela, Dhanbad

M/s. N R V & ASSOCIATES

Chartered Accountants, Dumka, Dhanbad

M/s. R K G S L V & Co.

Chartered Accountants, Dhanbad

M/s GARG & CO.

Chartered Accountants, Dhanbad

M/s. D N DOKANIA & ASSOCIATES

Chartered Accountants, Dhanbad

M/s N K SINGH & ASSOCIATES

Chartered Accountants, Dhanbad

SECRETARIAL AUDITOR

M/s. MEHTA AND MEHTA, KOLKATA

COMPANY SECRETARIES



INTERNAL AUDITORS

M/s Karma & Co. LLP

Chartered Accountants, Ahmedabad

M/s S N Kapur & Associates

Chartered Accountants, Lucknow

M/s Bas & Company LLP

Chartered Accountants, Kolkata

M/s G P & Associates

Chartered Accountants, Kolkata

M/s Vinod Kumar Gupta & Associates

Chartered Accountants, Ranchi

M/s Konar Mustaphi & Associates

Chartered Accountants, Kolkata

M/s M C Jain & Company

Chartered Accountants, Kolkata

M/s R Gopal & Associates,

Chartered Accountants, Kolkata

M/s Nandy Halder & Ganguli,

Chartered Accountants, Kolkata

M/s K P M R & Associates,

Chartered Accountants, New Delhi

M/s S B & Associates

Chartered Accountants, Howrah

M/s Ford Rhodes Parks & LLP

Chartered Accountants, Kolkata

M/s P K Gutgutia & Co.

Chartered Accountants, Dhanbad

M/s G K Surekha & Co.

Chartered Accountants, Patna

COST AUDITORS

M/s CHANDRA WADHWA & CO., Delhi

M/s JOSHI APTE & Associates, Pune

M/s K B SAXENA & Associates, Lucknow

M/s MOU BANERJEE & CO. Asansol

M/s S G & ASSOCIATES, Kolkata


M/s K K DAS & ASSOCIATES, Durgapur




Core Team




BRIEF PROFILE OF DIRECTORS




Samiran Dutta (DIN - 08519303) is the Chairman-cum-Managing Director and Chief Executive Officer of our Company. He has been associated with our Company since 2019. He holds a bachelor degree in commerce from the University of Calcutta. He is also an associate member of the Institute of Chartered Accountants of India. He is responsible for the functioning of the Company and for achieving its corporate objectives and performance parameters in our Company. Prior to joining our Company, he was associated with Coal India Limited.




Shri Sanoj Kumar Jha (DIN - 11100701) is the Part-time Official Director of our Company since May 01, 2025. He is an Additional Secretary (within Ministry of Coal). He holds a bachelor of science (honours course) degree in physics from University of Delhi, master of science in public policy and management from King's College London and advanced management programme in public policy from the Indian School of Business.



Shri Mukesh Choudhary (DIN - 07532479) appointed by Ministry of Coal as Nominee Director (CIL) in BCCL w.e.f. 17.07.2025. Shri Mukesh Choudhary is presently holding the post of Director (Marketing) & Director (Business Development) - Addl. Charge in CIL. Prior to joining as Director (Marketing) CIL, he was Deputy Director General, Department of Defence Production, Ministry of Defence. An Officer of Indian Ordnance Factory Services (IOFS) 1996 batch, Mr. Choudhary is a Mechanical Engineering (Honours) graduate from Engineering College Kota. He also holds a Master of Financial Analysis (MFA) degree and a MBA degree. Mr. Choudhary served for six and a half year exposure as Director (Coal Production and Despatch) in the Ministry of Coal where his functions included monitoring coal supplies, transport logistics and marketing policies. He also served on the boards of several government-owned coal companies like MCL, SECL, NCL, WCL, CMPDIL, NTPL and SCCL. He holds directorship in South Eastern Coalfields Ltd, Mahanadi Coalfields Ltd, Western Coalfields Ltd and CIL Navikarniya Urja Ltd.




Shri Murli Krishna Ramaiah (DIN - 10061115) is the Director (Personnel) of our Company since February 23, 2023. He holds a bachelor's degree in science from Nagpur University. He is responsible for the functions of personnel & industrial relations, manpower & recruitments amongst others. Prior to joining our Company, he was associated with Steel Authority of India Limited.




Shri Rakesh Kumar Sahay (DIN - 10122335) is the Director (Finance) and Chief Financial Officer of our Company. He has been associated with our Company since April 14, 2023. He holds a bachelor degree in science from Ranchi University and master of business administration (financial management) from Magadh University. He is also the Chief Financial Officer of our Company and is responsible for finance, marketing and sales, system/ERP and civil welfare functions of our Company. Prior to joining our Company, he was associated with Valley Refractories Limited.







Shri Sanjay Kumar Singh (DIN - 08535373) is the Director (Technical) of our Company since October 10, 2023. He holds a bachelor's degree in technology in mining engineering from Indian School of Mines and has completed cycle n25 of general management programme from European Centre for Executive Development. He also holds manager's first class 250 certificate of competency to manage a coal mine. He is responsible for the functions of the departments of excavation, estate, UG and siding, E&M, contract management cell, washery construction, material management, central survey and Jharia action plan. He is also responsible for the functions in the areas of Western Jharia, PB area, Kusunda, Bastacolla, Lodna, Eastern Jharia, CCWO and its washeries. Prior to joining our Company, he was associated with JSW Steel Limited, Adani Enterprises Limited and Tata Steel Limited.




Shri Manoj Kumar Agarwal (DIN - 10947182) is the Director (Technical) of our Company since January 27, 2025. He holds a bachelor's degree in technology in mining engineering from Indian School of Mines and a master of business administration (executive) from Indian Institute of Management Ranchi. He has also obtained manager's first class certificate of competency to manage a coal mine. He is responsible for overlooking the functions of the departments of planning and project, E&T and IT, safety and rescue, geology and drilling, quality control, industrial engineering, environment, civil industrial and block-E OCP. He is also responsible for the functions in the areas of Barora, Block-II, Govindpur, Sijua, Katras and CV Area. Prior to joining our Company, he was associated with Central Coalfields Limited and Northern Coalfields Limited.



Dr. Arun Kumar Oraon (DIN - 09388744) is the Non- official Independent Director of our Company. He has been associated with our Company since 2025. He holds a bachelor degree in science from Ranchi University and a bachelor degree in medicine and surgery from Ranchi University. Prior to joining our Company, he was associated with Indian Police Service at the rank of Inspector General of Police and was also associated with Coal India Limited as an independent director.



Shri Sanjay Kumar (DIN - 11111938) is the Non-official Independent Director of our Company. He has been associated with our Company since 2025. He holds a bachelor degree in commerce from Patna University. Prior to joining our Company, he was associated with National Reconstruction Corps Scheme of the Ministry of Youth Affairs & Sports of Govt. of India.



Shri Aman Raj, assumed the charge of Chief Vigilance Officer, Bharat Coking Coal Limited Dhanbad on 29th May, 2023. Shri Raj is from Indian Railway Service of Mechanical Engineers (IRSME) of 2008 batch, belonging to Special Class Railway Apprentices 2003 batch. He has graduated in Mechanical Engineering from BIT Mesra. He has worked in various streams of Mechanical wing as well as Administration wing of Railways viz. freight car maintenance, diesel locomotive maintenance, train operations, maintenance of coaches, wagon production, environment management etc in East Central Railway. Prior to his present assignment as CVO BCCL, he was working as Secretary to General Manager, ECR.



CHAIRMAN'S STATEMENT

Dear Stakeholders,

On behalf of Board of Directors of Bharat Coking Coal Limited, I welcome you to the 54th Annual General Meeting of the Company. I am pleased to share that this year has been as rewarding as the last, marked by continued growth and meaningful milestones.

During the year under consideration, your company has achieved a production of 40.50 Million Tonnes of Raw Coal and also produced 1.65 Million Tonne of Washed Coking Coal in 2024-25 against 1.46 Million Tonne in 2023-24 – a growth of 13.02% over the previous year.

In terms of value net sales of your company is ₹13083.26 crore during the financial year 2024-25 against ₹13,161.10 crore during the financial year 2023-24. The profits (PAT) earned by your Company during financial year 2024-25 is ₹1240.19 crore against profits (PAT) of ₹1,564.46 crore during last year.

Several milestones achieved during the year worth mentioning are as below:

- ❖ Off-take of Raw coal of 38.25 Mill Te.
- ❖ Highest ever OB Removal of 182.35 Mill CuM.
- ❖ Washed coking coal production of 1.65 Mill Te.,- highest ever in last two decades.
- ❖ BCCL has earned profits for the last four consecutive financial years.
- ❖ The above performance of the company is poised to improve further in the coming years with focus of management being diversification of business model such as:
 - Operationalization of discontinued mines awarded under Revenue Sharing MDO Mode, Coal Bed Methane (CBM) gas extraction under revenue sharing mode;
 - Establishment of new washeries under BOM (Build-Operate-Maintain) model, and renovation of existing washeries under ROM (Renovate-Operate-Maintain) model;
 - Monetization of old existing Dugda washery under Washery Develop & Operate (WDO) Mode.

1. PROJECT PROFILE

Our company has been making continuous efforts to use modern technology in operation of mine and in this regard, company has shifted its operation from medium-level technology like SDL to mass production Technology i.e., Longwall & Continuous Miner Technology. One project report of Pure Benedih Block II UG Mine of (1.92 MTY) has been approved by the Board of Directors of your Company on 24.04.2024 and another project report of NGKC UG Mine (1.2MTY) with deployment of continuous miner is under preparation at CMPDIL.



Some discontinued mines have been identified by BCCL for reopening, development and operation through MDO mode on Revenue sharing basis. Out of 10 mines contemplated for restoration of working through this mode, six mines have been awarded so far and this initiative is likely to give a different direction to the core business of the company.

Presently two nos. of Highwall mining projects have been taken up in BCCL-one at Amalgamated Block-II OCP (ABOCP) and another at Rajapur OCP.

The monetization of old and obsolete washeries are a unique way forward to secure optimum use of idle and unused assets of the Company. Under this Obsolete washery while earning lease rentals and coal linkage premiums.

This scheme will help in supply of more washed coal (both PCC & WPC) to steel sector through Non-Regulated Sector (NRS) Linkage auction route to promote domestic coking coal for steel production.

2. ECOLOGY AND ENVIRONMENTAL AREA

Safeguarding the environment to maintain ecological balance with conservation of flora and fauna is embedded in the business philosophy of the Company. Your company has taken several steps to provide clean environment in and around coal mines through implementation of various environment friendly initiatives.

Amid the growing global pollution concerns, your company continues to emphasize the importance of balancing production growth with environmental responsibility, ensuring long-term sustainability and responsible corporate practices.

Since changes in working environment are dynamic, the Environmental policy is revised periodically to adopt to the changing needs.

Your company follows Corporate Environment Policy (CEP) of Bharat Coking Coal Limited which has been prepared in line with Corporate Environment Policy of CIL which has been subjected to periodical review from time to time and the latest review of the same has been done in May 2025.

Your company besides establishment of the natural forests over the degraded mined out areas and OB dumps has also been developing eco-parks over some degraded mined out areas and OB dump sites and BCCL has been the pioneer in the mining industry in establishment of Eco-Parks. BCCL has eco-parks such as Vrindavan Eco Park, Parasnath Udyaan, Govardhan Eco-park, Netaji Subhash Chandra Bose Eco-park and Kuya. In addition, Panchvati Eco-park is being developed at Koyla Nagar. Further, two new Eco-parks are being developed at WJ Area and Govindpur Area respectively.

In the age of **Environmental Social Governance (ESG)**, in the environmental arena your company has made a steady progress in biological reclamation of plants including gabion plantation and under Green Credit Programme of MoEF&CC, BCCL booked 200 ha of land parcels for plantation - 50 Ha booked in Bihar and 150 Ha booked in Jharkhand thereby protecting the environment.

3. SAFETY MEASURES

Safety of Mine and miners remains top priority in the agenda of BCCL. BCCL lays as much importance on Safety aspects as it does on its performance parameters. The primary concern of BCCL is to safeguard its prime assets - Men, Mines and Machines. In BCCL, safety norms are viewed holistically to make all mining operations safe and hazard free. For achieving the target of 'Zero Accident', your company prepares, plans and equips itself on regular basis.



Your company lays as much importance on safety aspects as it does on its production and off-take. As a result of continuous and close monitoring of laid down safety measures, the number of fatalities & serious injuries could be restricted to a large and there has been perceptible reduction in both injuries and accidents in the mines. The safety performance of the company is also being apprised to the Risk Management Committee of the Board as well as the Board of Directors on regular basis.

4. PRODUCT AND SERVICE QUALITY

Your Company has always been concerned with meeting the expectations of the customers for getting the coal conforming to the declared grade. In its endeavor to meet this ever increasing justified demand of the consumers, third Party sampling at all loading points has been successfully implemented for all the consumers of BCCL in respect of all modes of coal dispatch.

A Standard Operating Procedure (SOP) has also been implemented for maintenance of grade of coal and supply of crushed coal to the consumers, maintaining separate stock pile for fiery and non-fiery coal and this measures have started bearing fruit as is envisaged from the marked improvement in quality of coal and grade confirmation results. BCCL received 2nd prize in Corporate Award for Quality Awareness in 50th CIL Foundation Day.

5. CORPORATE GOVERNANCE

With a view of maintaining high standards of Corporate Governance, BCCL has complied with the conditions of Corporate Governance as stipulated in the guidelines for Corporate Governance for Central Public Sector Enterprise (CPSEs) issued by Department of Public Enterprise (DPE), Government of India, and requirement of the corporate laws time to time. Continuous effort is being made to adhere to the guidelines and Board is also apprised about the compliance of the various guidelines applicable to the company on a regular basis.

Continuous effort is made to adhere to the laid down corporate governance guidelines and Board is also apprised about the compliance of the various guidelines applicable to the company on a regular basis. All the Committees and sub-committees of the Board assigned with specific roles have been regularly holding meetings and providing their feedback to Board and providing necessary support to the Board.

Corporate Governance is for ensuring values, ethical business conduct, transparency, disclosures as per laws, rules and guidelines. BCCL is committed to observe Corporate Governance practices at all levels to achieve its objectives.

Your Company has also complied with all the provisions relating to Corporate Governance as stipulated in the Companies Act, 2013 except those which are beyond the control of the company and it has also conducted Secretarial Audit by a peer reviewed Practicing Company Secretary (PCS) firm as required under Companies Act, 2013 to bring more transparency and to ensure compliance of the various laws applicable to the company.

6. CORPORATE SOCIAL RESPONSIBILITY

Your company, while carrying on its coal mining activities, is also focusing on improving the quality of the life of the people residing in and around its coal mining areas through its Corporate Social Responsibility (CSR) activities in the areas of social significance, educational importance, healthcare, skill development, nutritional arrangements and disaster management in the operational areas. Being a responsible corporate citizen, BCCL through its CSR activities, has continued to demonstrate its unwavering commitment towards contributing to socio-economic development of the area where it has been doing its mining operation.



BCCL as a responsible corporate citizen spent a record sum of ₹24.43 crores surpassing its earlier spending towards CSR under the CSR Policy of CIL by taking up different activities in accordance with the theme of the year selected by DPE.

7. VISION

The vision of Bharat Coking Coal Limited (BCCL) is to emerge as a global player in the primary energy sector committed to provide energy security to the country by attaining environmentally & socially sustainable growth through best practices from mine to market.

Your Company's vision is also to ensure that there is no shortage of coal in the country, minimizing import of coal and to make the country self-reliant in terms of coal. In order to attain all this, we are constantly working on it. As per the direction of the promoter(s), your company will soon get its securities listed in the stock exchanges and in this direction has already submitted its Draft Red Herring Prospectus (DRHP) with the regulatory authority.

8. ACKNOWLEDGEMENT


The Board of Directors of your Company expresses deep appreciation for the dedicated efforts of various stakeholders viz., Ministries of the Government of India, especially the Ministry of Coal, as well as the State Government, Coal India Limited, Local Bodies, The Comptroller and Auditor General of India, Statutory Auditors, Registrar of Companies, Secretarial Auditors, Cost Auditors, unions, our valued consumers, suppliers and other stakeholders. The Directors gratefully acknowledge your valuable guidance, cooperation and assistance.

Further, I extend my sincere gratitude and appreciation to the entire BCCL fraternity for working in unison to achieve the goal and I do sincerely hope that with your cooperation, the company would reach new heights.


(Samiran Dutta)
Chairman-cum-Managing Director



Awards in 2024-25




Corporate award for Quality Awareness - 2nd Prize




Special recognition Award – first-ever dividend payment by BCCL of ₹44.43 crore to CIL.



Best Performers under Special Campaign 4.0 awarded to BCCL in the New Initiative/Best Practice category.



BCCL is bestowed with the Gold Award at the GreenEnviro Award 2025 for outstanding achievement in the category of Environmental Excellence - Metal and Mining Sector for FY 2024-25.



WJ Moonidih Underground Mine in BCCL was awarded Third Prize in the Underground Mines Category at the Star Rating Awards for Coal and Lignite Mines 2022-23 in recognition of our continuous efforts towards operational excellence and sustainable mining practices.



Financial Capital

Financial Capital encompasses all available funds, including retained earnings and equity funding, which is managed to maintain liquidity and support ongoing investments.

This strategic approach enables the Company to finance key projects and sustain long-term growth, contributing significantly to India's energy sector.

What is strived for	How it is delivered	What has been achieved
Strive to maximize shareholder value through sustained profitability and efficient capital management.	Invest strategically in high-return projects and diversify into new sectors.	Achieved a profit after tax of ₹1,240.19 Crore.
Surpass previous records in profitability and financial performance.	Manage capital expenditure effectively to support growth.	Made the payment of ₹4,244.51 Crore to the government exchequer.

Sustaining a robust Balance Sheet

BCCL embraces a value-focused approach to capital allocation, prioritizing sustainable operational activities while maintaining the integrity of the balance sheet and ensuring flexibility for future investments.

Disciplined capital deployment in FY 2024-25 led to a robust Profit Before Tax (PBT) of ₹1,702.89 crore and Profit After Tax (PAT) of ₹1,240.19 crore.

In FY 2024-25, BCCL achieved a capital expenditure (CAPEX) of ₹1,814.94 Crore with a significantly increase from a CAPEX of ₹1,237.53 Crore in 2023-24, aiming to enhance core operations and growth projects. This CAPEX is central to Company's strategy of maintaining a strong asset base, essential for sustained operational capacity and future project options.

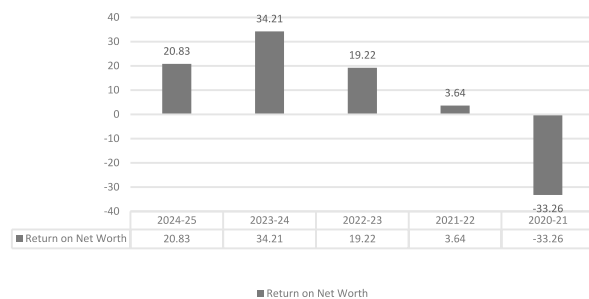
Procurement through the Government e-Marketplace (GeM) significantly increased to ₹4167.64 Crore from ₹3127.82 Crore in FY 2023-24, indicating our focus on enhancing both operational efficiency and capital productivity.

This approach ensures prudent financial management that balances risk and maximises returns across the commodity cycle.

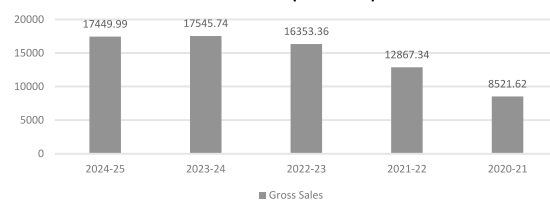
Debtors(net) Turnover Ratio (no. of months)



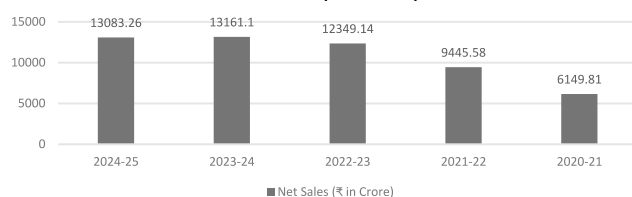
Return on Net Worth (%)



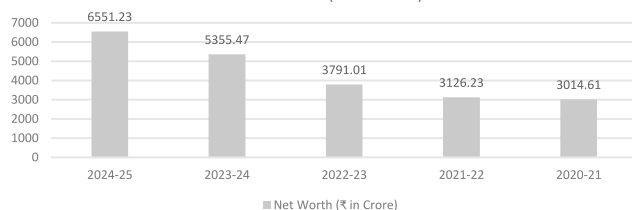
Gross Sales (₹ in Crore)



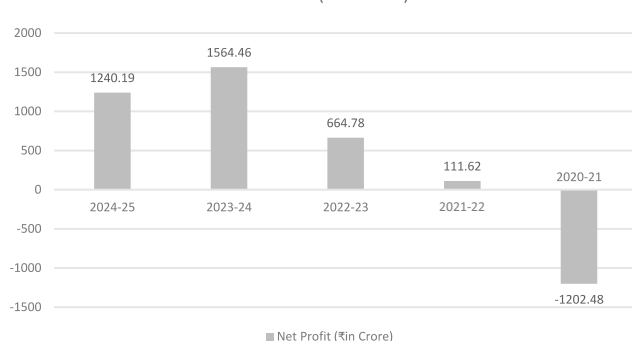
Net Sales (₹ in Crore)

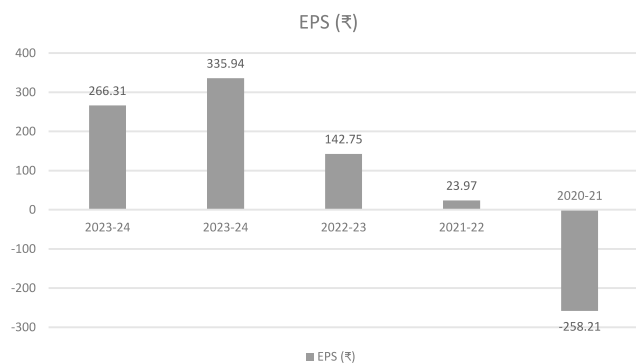


Net Worth (₹ in Crore)



Net Profit (₹ in Crore)





(₹ in Crore)

Total revenue from operations	13,998.45
Net Sales	13,083.26
Profit After Tax (PAT)	1,240.19
Earnings before Interest, Taxes, Depreciation, and Amortisation (EBITDA)	2,356.06

Strategic alliances and partnerships exploitation

Ramnagore Kalyaneshwari OCP (4.5 MTY capacity) with coking coal washery at 17% ash content, considering the property of Kalyaneshwari block of BCCL and Ramnagore block of SAIL, has been finalized and it will be placed in upcoming BCCL Board for approval.

Diversifying across sectors for sustainable growth

BCCL is strategically expanding into new business avenues through new business model like restoration of operations in discontinued underground mines through the Mine Developer and Operator (“MDO”) model; initiative of BCCL of Monetization of old Washeries through the Washeries Developer and Operator (“WDO”) model etc.

BCCL’s efforts at integration of solar power projects and CBM projects into the operations serves as a testament to dedication to environmental protection and sustainable development.

Human Capital

Human Capital represents the collective talent, expertise, and innovation of Company’s employees.

By providing continuous learning opportunities and promoting a culture of collaboration and respect, it is ensured that team of the Company is well-equipped to tackle challenges and drive the strategic goals.

BCCL’s focus on employee development and engagement not only enhances productivity but also reinforces commitment of the Company to meeting the nation’s energy requirements effectively and sustainably.

Dedicated and skilled workforce of the Company is the engine behind all corporate achievements. A high value is placed on creating an inclusive and supportive work environment that fosters professional growth and personal well-being.

What is strived for	How it is delivered	What has been achieved
Ensure workforce well-being and skill development.	Provide continuous training programs to enhance employee skills and safety.	Reached a significant portion of the workforce through training and development programs.
Maintain a skilled workforce with ongoing training and development programs.	Implement health initiatives and safety measures to ensure workforce well-being.	Enhanced employee engagement and welfare programs.

Transforming potential into performance

As part of continuous learning and development efforts, BCCL organized an extensive array of training programs during the fiscal year. These initiatives were held across various Areas, Headquarters, Training centers, vocational training centers.

The goal was to address the specific training needs identified for different employee categories, ensuring that workforce remains adept and future-ready.

BCCL also collaborates with reputed external training agencies /institutions like IITs, NITs, IIMs, XLRI, ASCI & ESCI Hyderabad, NPC, NIPM, ICAI, IICM Ranchi etc. for specialized short-term courses to upskill its managerial workforce.



The Human Resource Development (HRD) department of BCCL plays key roles in enhancing employees' skills, performance, and contributes to overall organizational growth. It focuses on training and development of Human Capital.

Training and awareness programs

Training Programs on various subjects like "Safety and Health Management System Audit"; "Python Based Data Analytics for Executives of BCCL"; "Settlement for PF/PENSION/Advance Claims on C-Cares Portal"; "Laboratory Management and Internal Audit as per ISO/IEC/17025:2017"; "Root Cause Analysis & Motivation" etc. has been conducted by BCCL for to develop its Human Capital.

Creating a safe and supportive workplace

BCCL has implemented comprehensive measures to build an inclusive space for women, including stringent policies to prevent sexual harassment.

Anti-Sexual Harassment Policy of the Company complies with The Sexual Harassment of Women at the Workplace (Prevention, Prohibition & Redressal) Act, 2013.

BCCL has an active Internal Complaints Committee (ICC) to address and resolve any complaints of harassment, ensuring a secure environment for all women employees, regardless of their employment status.

To ensure their health, safety, and wellbeing, to statutory Requirements are strictly adhered, including provisions for maternity leave, childcare leave, and crèche facilities.

These measures are part of our broader commitment to supporting women's work-life balance and overall welfare.


To keep all the concern Human Capital trained and updated about the issue of Prevention of Sexual Harassment of Women at the Workplace, training has been conducted by HRD Department of BCCL.

Safety is always the utmost priority of in BCCL as well as in CIL.

BCCL has framed a well-defined "Safety Policy" to ensure safety in all mines and its establishments and the said policy is being followed by BCCL.

All operations, systems and processes of BCCL are meticulously designed and planned with due regard to safety, conservation, sustainable development and clean environment. Work place hazards and associated risks of mining operations are identified and Safety Management Plan is prepared for each mine. BCCL always encourages employees' participations in safety management so as to promote a proactive safety culture and improve safety awareness amongst all employees. Several initiatives are being taken to achieve "Zero Potential (ZHP)" in mines.

BCCL conducts regular safety training programmes, including initial and refresher courses, on-the job training, and simulator training for heavy earthmoving machinery (HEMM) operators, to enhance safety awareness and operational skills.




BCCL'S WORKSHOP ON WORK-LIFE BALANCE & STRESS MANAGEMENT

BCCL has pursued several measures in recent years along with the on-going safety related initiatives, apart from compliance of statutory requirements for enhancing safety standard in mines of BCCL, which includes:

- i. Preparation and sharing of Video Clips or Animation films on Safety Issues;
- ii. Conducting Safety Audit;
- iii. Safety Management Plans (SMPs) Principal Hazards Management Plans (PHMPs);
- iv. Standard Operating Procedures (SOPs): Special Safety Drives on different Safety Issues;
- v. Issuance of Directives and Guidelines on various safety issues;



- vi. Roadmap for improvement Personal safety counselling;
- vii. Adoption of the state-of-the art mechanism for Strata Management;
- viii. Mechanism for monitoring of mine environment;
- ix. Strengthening Water Danger Management;
- x. Training on Mine Safety;
- xi. Mine Safety Inspection.




Handloom Weaving training Project

Specialized training and safety management

Mines Rescue Station (MRS), Dhansar has been accorded permission by DGMS to function as 'Training Centre for imparting First-Aid training and issuing First-Aid Competency Certificate' – Vide Permission letter No. DGMS/OH(HQ)/First Aid/01/2023/02/08 Dhanbad dated 24.02.2023 DGMS has granted permission to Mine Rescue Station, Dhansar, BCCL as a center for imparting training in First Aid and issuing First Aid Certificate.

53rd All India Mines Rescue Competition-2024 was held at Mines Rescue Station, Dhansar, BCCL from 16th Dec' 2024 to 20th Dec 2024 successfully under the aegis of DGMS. Twelve Coal mining companies (CIL – 6 nos.) & Six non-coal mining companies of India having a total of 27 Male team & 05 nos. Female team (Total= 32 teams) participated in this competition. Total nos. of participant in this competition was 256 & teams were sub-divided into 'Team-A' & 'Team-B'. 21 nos. of DGMS officials & 06 nos. of Doctors from different companies performed as the judges of the competition



Training of Students at CIPET

Intellectual Capital

Intellectual Capital comprises extensive knowledge base, research capabilities, and the integration of cutting-edge technologies into our operations.

BCCL continually invests in research and development to enhance mining techniques and optimize processes. This intellectual prowess not only strengthens operational efficiency but also positions at the forefront of industry advancements. By leveraging intellectual resources, BCCL strives to excel in the mining industry, optimise operations, and contribute to its overall advancement.

What is strived for	How it is delivered	What has been achieved
Foster innovation and technology adoption.	Collaborate with research institutions for eco-restoration and environmental management.	Successfully implemented an integrated project monitoring system.
Implement integrated project monitoring systems.	Develop new technology projects to advance mining processes.	Collaborated with premier research institutes for sustainable practices.

Transforming operations with ERP

BCCL implemented an SAP ERP system. The system integrated various modules, including Production, Inventory Management, Equipment Status, and Workforce Details, into a single, cohesive platform.

This integration streamlined operations and provided a centralized source of real-time data for decision-making.


The implementation process involved extensive training and adaptation efforts to ensure a smooth transition to the new system.

This ERP system has also been integrated with various business processes for seamless data flow and improved decision-making.

Comprehensive measures are in place to ensure security against IT risks on the SAP and ERP systems, including the implementation of firewalls and other protective mechanisms.



The continuity of SAP and ERP operations is ensured through centralized management by Coal India Limited, which includes robust provisions for disaster recovery. These measures guarantee seamless operations in the event of any disruptions.



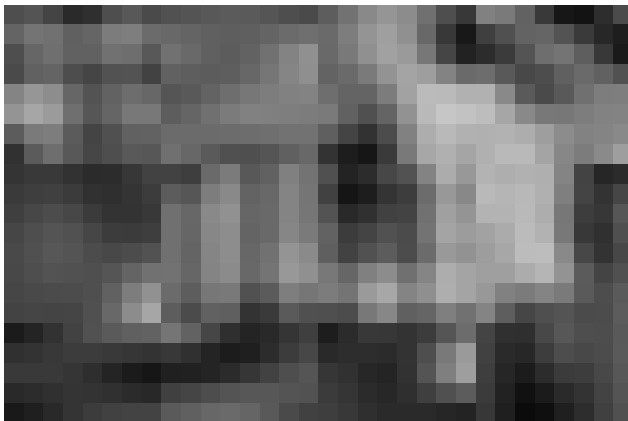
ERP Centre in BCCL HQ

Digitalisation and use of Modern Technology in mining

In pursuit of enhancing coal production to meet the country's energy needs, BCCL is embracing a comprehensive modernisation strategy.

This approach encompasses the adoption of modern equipment, advanced exploration and assessment techniques, efficient mine planning and development, and optimised extraction processes.

Longwall mining, a method of underground coal extraction, is employed by BCCL. It involves extracting a long wall of coal in a single slice, using advanced machinery and automation. BCCL uses longwall mining at its Moonidih UG mines of Western Jharia Area. Longwall technology is also being implemented at the Muraidih underground mines, utilizing bolter miners along with feeder breakers and shuttle cars for the development of such longwall panels.



Highwall mining, a technique used to extract coal from the final, exposed face (highwall) of an open-pit mine after the economic strip limit has been reached for surface mining, being used in BCCL presently at Amalgamated Block II OCP, Block II Area. It's a hybrid method that combines elements of both surface and underground mining.

Highwall mining provides several benefits, including cost-effective recovery of previously inaccessible coal reserves, enhanced safety by reducing underground labour, and a smaller environmental footprint compared to traditional mining techniques.

The system employs highwall miner units, auger systems, and conveyor belts to efficiently transport mined coal, making it an effective solution for recovering coal from steep highwalls or abandoned surface mines.



Highwall mining in BCCL

Harnessing technology for operational excellence

BCCL has taken initiatives to develop ancillary infrastructure and operational activities by using modern technology.


Diesel Dispensing Units (DDUs) of BCCL is under process of almost all DDUs has been automated and integrated with SAP System.

With a strive to be at the forefront of embracing technology to enhance our operational efficiency and safety standards. Various IT initiatives, such as the Global Positioning System (GPS) based Vehicle Tracking System (VTS) with geo-fencing,



Radio-Frequency Identification (RFID) based Boom barriers Systems, and CCTV based e-monitoring systems, have been implemented across BCCL command area.

An Integrated Command and Control Centre (ICCC) has been developed and made operative to have better control and monitoring over the mining areas from HQ.



Research and development (R&D)

R&D efforts of BCCL are strategically focused on various critical areas aimed at enhancing operational efficiency, promoting environmental stewardship, and exploring alternative uses of coal.

R&D initiatives of the Company encompass a wide array of focus areas, including:

1. Electrostatic deposition and functionalization of multi walled carbon nanotubes (MWCNTs) for sensitive & selective detection of Coal Mine Methane (CMM) with Amity University (implementing agency).
2. Utilization of Coal Gangue to Develop porous Absorbent for CO₂ Capture with IIT Kanpur (implementing agency).
3. Coal derived value-added carbonaceous nano-materials for energy harvesting and gas detection -based sensor applications with CMERI (implementing agency).
4. Reusability assessment of coal tailing Extract (CTE) for large scale geotechnical fill application with IIT Dharwad (implementing agency).
5. Conversion of low-grade coal to carbon dots-based smart sensing strips for on-site monitoring of heavy metals in water bodies around the coal fields with IIT Srinagar (implementing agency).

Manufactured Capital

Manufactured Capital includes not just physical mining assets but also the investments made in technological upgrades and operational excellence.

With a focus on sustainable mining practices and operational excellence, BCCL optimises coal production and enhance the supply of different grades of coal for various requirements.

This focus on enhancing infrastructure that supports the goal of delivering high-quality coal while adhering to sustainable practices, thereby meeting the diverse energy needs of India.

What is strived for	How it is delivered	What has been achieved
Enhance production and evacuation capacity.	Expand coal production capacity, aiming for new production records.	100 MTY Coal production capacity is being aspired for which Mega OCPs are being planned for full exploitation up to bottom most coal seams. Wherever, OCP is not feasible due to techno-economic reasons, UG mines with mass production technology are being introduced. Following are being done to achieve the aspired coal production capacity:



What is strived for	How it is delivered	What has been achieved
		<ol style="list-style-type: none"> 1. Amalgamated NTST Kujama OCP: production commenced and has an annual production capacity of 8.5 MTPA. 2. Block-E: PR approved and scheduled for tendering shortly with annual capacity of 15 MTPA. 3. UG production through mass production technology: <ul style="list-style-type: none"> • Pure Benedih Block-II UG mine: Tender floated and to be opened on 30.06.2025 and has annual production capacity of 1.92 MTPA. • PR of NGKC UG and Bhowra UG are being prepared by CMPDI. • Further, Six discontinued mines have been successfully awarded to MDOs on revenue sharing basis. Other discontinued mines are in line for tendering on revenue sharing basis. <p>Also to ramp up production, prospective patches which can be worked out in next 3 to 5 years are being identified.</p> <p>Total 3 FMC projects (16 MTY) has been planned, in which one project, Maheshpur CHP SILO (5 MTY) is likely to be commenced in FY 2025-26. Further, other two projects, NTST Kujama OC (8 MTY) & Moonidih XV Seam UG (2.5 MTY) are in pipeline. They are under the scope of mine operator (MDO) & outsourcing contractor (BOM agency) and likely to be operational by FY 2028-29.</p>
Optimization of washing capacity by establishment of new washeries and capacity enhancement of old washeries.	<p>BCCL is planning to establish new washeries equipped with advanced washing technology designed for coal with low Washability.</p> <p>It is also proposed to allow Steel sector to set up washeries on CBA land, based on demand, and provide long term coal linkage.</p>	<p>Three Additional Washeries in Patherdih (2.5 MTPA); Bhojudih (2.0 MTPA) and in Moonidih (2.5 MTPA) has been planned.</p> <p>Addition of Washery Capacity through Monetization of Old Dugdha (2.0 MTPA), Sudamdih (1.60MTPA), Mohudha (0.63 MTPA) and Madhuban (2.50 MTPA) Washerries of BCCL</p>



Operationalization of all discontinued mines of BCCL	Engagement of Mine Developers & Operators (MDO) on revenue sharing basis.	MDO projects under Revenue sharing basis has been undertaken for the following discontinued mines : 1.SALANPUR-AGKCC 2.PB PROJECT 3.LOYABAD 4.KHARKHAREE 5.MADHUBAND 6.AMLABAD
Full exploration and planning upto bottom most seam of overall capacity of BCCL	Part of the Jharia Coalfield is being reorganized into seven large size opencast Blocks, viz. Blocks A to Block G with maximum depth up to 300m and/or up to DC line on the south.	Block-G (Amalgamated NTST KHUJAMA OCP) commenced production from 19.04.2024. Block-E PR approved by CIL and is under implementation.
Implement First Mile Connectivity (FMC) projects to increase mechanized coal transportation	Develop rail and road infrastructure to improve coal evacuation.	Significant investments in mining equipment and technology to improve coal logistics infrastructure.


Coal Production Roadmap

As part of the Aatmanirbhar Bharat initiative, India aims to increase efficiency, enhance productivity, and ensure sustainable coal production to meet the country's energy needs while reducing reliance on imports. In line with this vision, BCCL have set an ambitious coal production target of 50 Million tonnes (MT) by the financial year 2027-28.

Mining Infrastructure and Production Activities

BCCL continues to expand its mining operation over Jharia coal field of Jharkhand and Raniganj Coal field of West Bengal. At present BCCL operates a network of 32 operational mines, including 3 underground mines, 25 opencast mines, and 4 mixed mines.

A significant portion of revenues is derived from production of raw coking coal, which accounted for 76.07%, 75.40%, and 76.07% of revenue from operations in last three financial years.




Dragline Excavator Machine in BCCL

Expansion of coking coal washeries

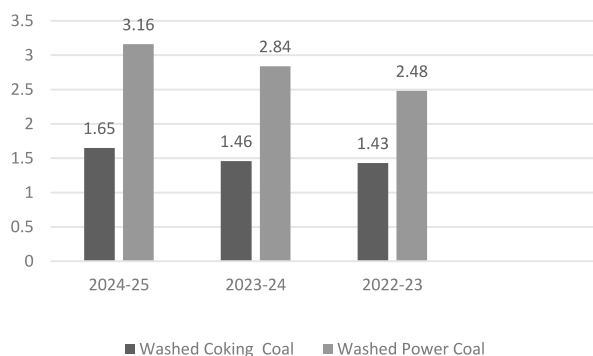
BCCL commissioned the operational Madhuband Washery of 5 MTY during the year to further enhance coking coal beneficiation capacity. The Company is setting up three new washeries with a total throughput capacity of 7 MTY. Two of these washeries, with a capacity of 4.5 MTY, are currently under construction.





Madhuban New NLW 5 Mtpa Coal Washery in BCCL

Wahsed Coal Production (in M.Te)



Natural Capital

Natural Capital involves the resources used throughout the mining lifecycle from water and land to energy and biodiversity. By implementing rigorous environmental management practices, it is aimed to reduce ecological footprint, promote resource efficiency and engage in activities such as afforestation and ecological restoration.

This ensures that while meeting the nation's energy demands, BCCL also contributes to environmental sustainability.

What is strived for	How it is delivered	What has been achieved
Promote sustainable mining practices and environmental conservation.	Reclaim mined areas and conduct extensive plantation drives.	Implemented comprehensive reclamation initiatives.

Achieve reductions in specific energy consumption and enhance water recycling initiatives.	Utilise renewable energy sources to reduce carbon footprint.	Reduced specific energy consumption and increased use of renewable energy.
--	--	--


Reclamation and Restoration

Sustainable mining practices of BCCL involves a robust reclamation and restoration strategy. During opencast mining, the overlying soil and rocks, known as overburden (OB), are typically removed to access coal.

Reclamation and restoration efforts taken by BCCL are supported by significant financial investment and thorough planning. Substantial funds have been allocated under revenue expenditures and mine closure activities each year. Concurrent reclamation and rehabilitation of mined-out areas are vital components of Company's strategy.

Preservation and restoration of topsoil has been done, using it for plantations in opencast mines to carry out land reclamation. Satellite based, land reclamation & vegetation cover mapping conducted regularly, helps to monitor and manage biodiversity across coalfields.

Studies required under EC are being conducted. Ground water monitoring, satellite based land use, vegetation cover mapping, reduction in pollution by reducing road transport etc are entrusted to CMPDI. Any other studies stipulated in the ECs granted or regulatory authorities conducted through the expert institutes.



VRINDAVAN ECO PARK, GKCC, KUSUNDA AREA



Till 2024-25, BCCL has done biological reclamation over 1637.79 Ha consisting of 34, 95,599 no. of plants including 35,694 gabion plantation.

In FY 2024-25, 52.26 Ha work completed including grassing, the detailed status is as under:

- i. Plantation within leasehold: 6.26 Ha
- ii. Grassing on temporary OB dumps: 20.0 Ha
- iii. Plantation on degraded forest land along Barakar River for a length of 11 km outside the leasehold of BCCL: 22.0 Ha
- iv. Plantation along NH-2 (Delhi-Kolkata National Highway) through West Bengal Forest Development Corporation(WBFDC) : 4.0 Ha


In addition to the aforementioned afforestation works,

- Work awarded for plantation of 8000 nos of plants at 9.59 Ha of Nagar Van outside the leasehold being developed in Dhanbad through DFO, Dhanbad.
- 36.41 Ha of plantation work awarded to DFO, Dhanbad for plantation on degraded mined areas/ OB dumps.

Eco- park development

Under Green Credit Programme, MoEF&CC, BCCL has booked 200 ha of land parcels for plantation as follows - 50 Ha booked Bihar and 150 Ha booked at Jharkhand. Of which, the payment of ₹3.24 Crores for Plantation at Kaimur, Bihar during the year 2024-25 has been made.

Along with establishment of the natural forests over the degraded mined out areas and OB dumps, BCCL has also been developing eco-parks over some degraded mined out areas and OB dumps sites, with an aim to connect with the local communities residing nearby the mining areas of BCCL. Various eco parks of BCCL popular in local communities are Vrindavan Eco Park, Kusunda Area; Parasnath Udyaan, Katras Area; Govardhan Eco-park, Bastacolla Area, Netaji Subhash Chandra Bose Eco-park, Kuya, Bastacolla Area. In addition, Panchvati Eco-park is developed in Koyla Nagar. Further, two new Eco-parks are being developed at WJ Area and Govindpur Area respectively.



PANCHWATI PARK AT KOYLA NAGAR

Responsible mine closure

Focus on sustainability is further evidenced in comprehensive Mine Closure Plan (MCP) of BCCL. Prepared by CMPDIL, the MCP is an integral part of the Project Report and aligns with the Environmental Impact Assessment (EIA) and Environmental Management Plan (EMP) approved by the Ministry of Environment, Forest and Climate Change (MOEF&CC).

This progressive plan ensures that mining activities are closed responsibly, safeguarding the environment and communities.

Water Management

The treated mine water is then utilized partially for activities like dust suppression, firefighting, plantation, and washing. Additionally, based on the requirements of the local community, treated mine water is distributed to nearby villages for drinking and irrigation purposes.

To evaluate the impact of mining activities on groundwater, continuous monitoring of groundwater levels in dug wells and piezometers is conducted within and around the mine leasehold area. DWLR is installed in all 23 nos Piezometer wells established for Ground water monitoring in cluster of mines of BCCL. Mine pumps are provided with digital flow meter and connected via telemetry system for continuous logging of ground water abstraction data.

Various initiatives such as rainwater harvesting, pond excavation, and desilting are undertaken to facilitate groundwater recharge both within the mine premises and nearby villages.



Water pollution control is being done through Oil and Grease trap for effluent generated from Workshops in various mines of BCCL.

Toe wall and Garland Drain has been constructed around OB Dumps to avoid siltation and surface run-off from OB dumps.

Further, regular monitoring of quality of mine water is being done through CMPDI.


Controlling air/water pollution

To manage and decrease dust production during drilling, blasting, loading, and coal transportation, BCCL has implemented several initiatives outlined in the Environmental Management Plan (EMP) approved by the Ministry of Environment, Forest and Climate Change (MoEF&CC).

Measures such as mist spraying systems, mobile water sprinklers, and automatic sprinklers have been deployed to mitigate air pollution and control its effects.

BCCL has taken actions for compliance of all conditions of Environmental Clearances and submitting the compliance to regulatory authorities regularly which along with Clearance letters are uploaded on BCCL official website.

- BCCL has procured 16 trolley mounted Fog canon in addition to its existing fleet of Fog cannons.
- To cover mines, sidings and washeries, 40nos of online PM₁₀ Analyzers are operational and connected with State Pollution control Board Portal.
- Procurement of COAAQMS with Meteorological parameters measurement facility is under process.
- 05 Mechanical Sweeper has been procured and under operation.
- PCC/PQC coal transport roads have been constructed/ under construction to minimize dust generation from vehicle movement.



Ground Mounted Solar Power Plant in Dugdha, BCCL

Energy efficiency

With a 'NET ZERO' target, BCCL is going to set up 2.428 MWp Rooftop Solar Power Plant. Work for setting up the same is under progress while 1.68 MWp Rooftop Solar Power Plant has been installed and commissioned during last year.

The Company has also initiated for setting up 25 MW Ground Mounted Solar Power Plant at Bhojudih Washery and 20 MW Ground Mounted Solar Power Plant at Dugdha Washery.

In addition to that, E-vehicles have been procured for official use if the Company. Apart from that, BCCL is planning to run Electric Bus as public vehicle in the city of Dhanbad under its CSR activity. 100% energy efficient LED bulbs have been installed in BCCL and its command area/ premises.

Social Capital

Building strong relationships with stakeholders is crucial for the holistic growth of Company's business.

The Company is deeply invested in fostering trust and mutual respect with communities, regulatory bodies, and partners. Through active engagement and socially beneficial initiatives, it is aimed to create a positive impact that resonates beyond business operations.

This capital is highlighted in commitment to societal upliftment, ensuring that corporate progress aligns with the aspirations of the people and communities are being served.

These relationships are the cornerstone of our approach, allowing the Company to navigate challenges and capitalize on opportunities in the energy landscape.

What is strived for	How it is delivered	What has been achieved
Strengthen community relations and social initiatives	Execute CSR projects focusing on health, education, and community development.	Executed numerous CSR Projects benefiting local communities.



Increase CSR expenses to support community development.	U p h o l d transparent and ethical business practices to maintain stakeholder trust.	Strengthened partnerships w i t h governmental a n d nongovernmental organisations.
---	---	---

Contributing to community upliftment

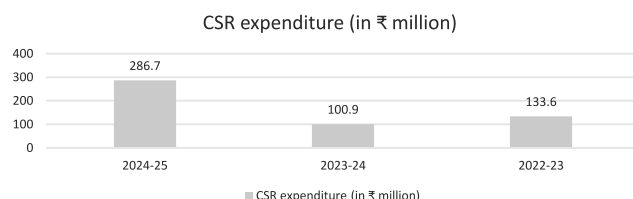
BCCL's operations are designed to deliver tangible benefits and shared value to the communities served. This involves creating job opportunities, supporting local businesses, nurturing local talent, and promoting socioeconomic development.

Every efforts are made to mitigate any negative impacts and implement responsible measures when necessary. Maintaining the reputation of the Company as a trusted community partner requires a focused and strategic approach.

A robust engagement framework have been established that emphasizes meaningful interactions and a deep understanding of local community needs.

Collaborating with public representatives and government agencies ensures alignment of projects with local development goals, reinforcing the social license to operate.

During last few years, BCCL have undertaken major CSR activities across its command area and spent considerable amount in CSR activities.



BCCL has made substantial investments in educational infrastructure, including the construction of libraries in library at Shahid Shakti Nath Mahto Smarak Uchh Vidyalay, construction of common room/hall at Chetna Mahavidyalay, Sahraj, construction of auditorium in Law college, Dhanbad, Installation of mini-science labs at 05 Government Schools of Dhanbad, Construction of library at Rajendra Balika Uchh Vidyalay at Katras, Providing and fixing RO Plant in

Government schools PB Area, Construction of Hostel at Premiya Rishikesh Vishwavidyalaya etc.



Inauguration of Smart Class and ICT Workshop

Provision of various skill development training programs like Skill Development Training program on BFSI, Skill Development Training program on GDA, Skill Development training on Plastic Processing Trade at CIPET Ranchi etc. have been conducted.



Training in MSDI Centre through NSDC at Belgaria

Additionally, rural development programmes have been prioritized through projects such as construction of multipurpose hall & deep boring including construction of tank at Belgaria, setting Up of MSDI Centre through NSDC at Belgaria, Providing and fixing water supply pipe line for Ghutway Village (Barora), providing and fixing solar lights in nearby villages of PB Area, installation of LED based solar street lighting system in AMPC, Barora Area, development of Public drainage, pathway & other infrastructure works at Bauan Kalan (Uttar Panchayat) etc.




A Glimpse of the Social Work done by BCCL




Inauguration of Multi Skill Development Institute -1, by the then Additional Secretary (Coal) at Belgaria Rehabilitation Township for training of 60 women.



Interaction of Skill Development Program 'Fashionpreneurs' candidates of Multi Skill Development Institute-1 with Additional Secretary, MoC.

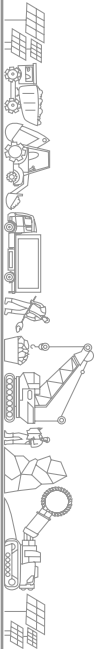


Inauguration of Mini Science Centre Lab under CSR by Hon'ble Minister of Coal (State).



Handloom Weaving Training Centre at Mukunda under CSR.

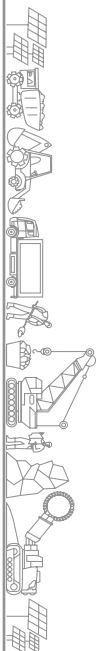




OPERATIONAL STATISTICS

(₹' Crore)

Year Ending 31 st March	2025	2024	2023	2022	2021	2020	2019	2018	2017	2016
1. (a) Production of Raw Coal: (Million Tonnes)										
Underground	1.14	0.77	0.69	0.81	0.61	1.04	0.90	1.08	1.68	1.81
Opencast	39.36	40.33	35.49	29.71	24.05	26.69	30.14	31.53	35.36	34.05
TOTAL	40.50	41.10	36.18	30.51	24.66	27.73	31.04	32.61	37.04	35.86
(b) Overburden Removal: (Million Cu. Mts.)	182.35	149.28	114.47	105.37	103.84	82.65	103.25	110.47	131.22	148.59
2. Off take (Raw Coal) (Millions Tonnes)										
Power	29.69	30.81	27.51	25.46	17.12	23.63	27.24	27.52	27.49	28.99
Steel	0.85	1.00	1.16	0.73	1.03	0.66	2.50	2.81	4.25	3.50
Fertilizer	0.39	0.49	0.39	0.64	0.94	0.98	0.92	0.86	1.10	1.03
Colliery Consumption	0.00	0.00	0.00	0.00	0.00	0.01	0.02	0.02	0.04	0.05
Others	7.33	6.89	6.47	5.42	4.04	3.48	2.39	2.15	2.03	2.63
TOTAL	38.25	39.27	35.53	32.25	23.13	28.76	33.07	33.36	34.92	36.20
3. Average Manpower	33019	35479	37976	40032	42287	44722	47383	49947	52409	54861
4. Productivity:										
(A) Output per Manshift (OMS):										
(i) Undergroud (Tonnes)	0.75	0.26	0.27	0.24	0.16	0.32	0.25	0.23	0.25	0.25
(ii) Opencast (Tonnes)	8.28	10.05	6.49	7.53	5.93	6.11	6.75	7.05	8.99	8.52
(iii) Overall (Tonnes)	6.46	5.89	3.78	4.16	3.13	3.62	3.87	3.56	3.46	3.20



FINANCIAL POSITION

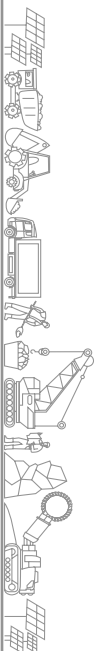
(BASED ON CONSOLIDATED ACCOUNTS OF AREAS/UNITS OF BCCL)

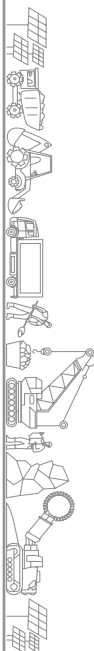
(₹ Crore)
(As per Ind AS)

As at 31 st March	2025	2024	2023 (Restated)	2022 (Restated)	2021	2020	2019	2018	2017	2016 (Restated)
(A) What is owned										
Gross Property, Plant & Equipment	6921.22	5,414.82	4,610.90	3,843.20	3,161.95	2,551.68	2,459.85	2,153.47	2,007.83	1,913.17
Less: Depreciation & Impairment	2656.81	1,976.25	1,703.09	1,506.52	1,277.09	1,131.35	1,025.98	796.65	490.87	229.14
(a) Net Property, Plant & Equipment	4,264.41	3,438.57	2,907.81	2,336.68	1,884.86	1,420.33	1,433.87	1,356.82	1,516.96	1,684.03
(b) Capital Work in Progress	1616.78	1,367.81	1,299.83	1,447.35	1,389.92	1,702.26	1,542.92	1,403.17	1,138.98	785.75
(c) Exploration and Evaluation Assets	227.82	163.29	155.36	167.13	417.88	645.16	552.26	563.44	-	-
(d) Intangible Assets	9.49	12.66	15.68	-	-	-	-	-	-	-
(e) Intangible Assets under Development	-	-	-	18.58	-	-	-	-	-	-
(f) Financial Assets										
(i) Investments	-	-	-	-	-	-	-	-	-	-
(ii) Loans	-	-	-	-	-	0.07	0.15	0.27	0.50	0.77
(iii) Other Financial Assets	1,018.90	886.62	705.86	607.18	528.13	471.86	389.96	297.78	303.40	197.00
(g) Deferred Tax Assets	562.83	717.08	1,048.27	867.08	971.44	573.35	549.14	856.46	387.10	285.15
(h) Other Non-Current Assets	1,042.65	856.90	620.85	349.91	357.66	751.66	501.72	132.08	149.47	128.60
Total Non-Current Assets (I)	8,742.88	7,442.93	6,753.66	5,793.91	5,549.89	5,564.69	4,970.02	4,610.02	3,496.41	3,081.30
Current Assets										
(a) Inventories										
(i) Inventories of Coal , Coke Etc.	1,828.36	1,264.42	934.46	898.10	1,126.84	630.50	709.83	968.47	1,226.98	828.60
(ii) Inventories of Stores, Spares & other inventories	131.78	117.16	94.60	80.35	61.04	70.27	64.26	60.32	62.49	59.59
(b) Financial Assets										
(i) Investments	0.41	266.52	79.72	-	-	4.00	26.40	0.77	45.99	71.90
(ii) Trade Receivables	1,847.76	1,333.25	1,251.15	1,037.01	3,004.80	2,414.72	613.72	1,459.92	2,636.38	2,637.66
(iii) Cash & Cash equivalents	210.97	326.31	586.62	617.33	48.67	34.30	86.49	192.89	37.87	569.69
(iv) Other Bank Balances	918.88	618.32	567.58	7.24	126.99	1,423.31	2,015.02	900.00	1,283.69	1,107.73
(v) Loans	-	-	-	-	-	-	-	-	-	-
(vi) Other Financial Assets	234.19	73.70	58.98	36.31	274.68	233.06	412.63	387.82	85.98	77.40
(c) Current Tax Assets	198.54	102.85	168.57	151.44	122.72	89.50	12.61	41.61	46.59	20.53
(d) Other Current Assets	3,169.71	3,182.27	2,817.51	2,549.23	2,112.88	1,912.05	1,802.60	1,355.73	1,059.04	744.10
Total Current Assets (II)	8,540.60	7,284.80	6,559.19	5,377.01	6,878.62	6,811.71	5,743.56	5,367.53	6,485.01	6,117.20

(₹' Crore)
(As per Ind AS)

As at 31 st March	2025	2024	2023 (Restated)	2022 (Restated)	2021	2020	2019	2018	2017	2016 (Restated)
Current Liabilities										
(a) Financial Liabilities										
(i) Borrowings	-	-	-	-	2,052.08	583.07	-	-	-	-
(ii) Lease Liabilities	90.11	77.50	58.85	43.93	-	-	-	-	-	-
(iii) Trade payables	2,173.27	1,233.53	912.91	800.26	1,208.53	967.82	1,666.59	1,343.86	983.61	877.90
(iv) Other Financial Liabilities	2,339.28	1,946.00	1,448.40	1,507.01	1,462.63	1,439.31	773.42	833.45	970.23	580.96
(b) Other Current Liabilities	1,534.08	1,587.29	1,968.63	2,058.26	1,769.81	2,238.49	2,795.20	2,019.67	1,675.22	1,711.83
(c) Provisions	1,052.37	1,184.65	2,430.74	1,032.78	877.63	979.44	960.86	1,757.68	1,663.55	1,370.38
Total Current Liabilities (III)	7,189.11	6,028.97	6,819.53	5,442.24	7,370.68	6,208.13	6,196.07	5,954.66	5,292.61	4,541.07
Net Current Assets IV = (II-III)	1,351.49	1,255.83	(260.34)	(65.23)	(492.06)	603.58	(452.51)	(587.13)	1,192.40	1,576.13
TOTAL (I + IV)	10,094.37	8,698.76	6,493.32	5,728.68	5,057.83	6,168.27	4,517.51	4,022.89	4,688.81	4,657.43
(B) What is owed										
(a) Financial Liabilities										
(i) Borrowings	-	-	-	-	-	-	2,350.92	2,176.78	2,015.54	1,866.24
(ii) Lease Liabilities	143.06	152.73	153.79	156.35	-	-	-	-	-	-
(iii) Other Financial Liabilities	357.93	324.17	296.51	283.71	232.75	88.45	82.27	65.83	63.15	38.44
(b) Provisions	2,324.71	2,017.51	2,089.30	1,540.54	1,732.65	1,777.15	1,026.30	1,146.70	683.04	690.84
(c) Deferred Tax Liabilities	-	-	-	-	-	-	-	-	-	-
(d) Other Non-Current Liabilities	805.94	882.63	149.82	474.31	3.62	5.01	5.70	4.88	0.96	-
Total Non-Current Liabilities (I)	3,631.64	3,377.04	2,689.42	2,454.91	1,969.02	1,870.61	3,465.19	3,394.19	2,762.69	2,595.52
Equity										
1. Equity Share capital	4,657.00	4,657.00	4,657.00	4,657.00	4,657.00	4,657.00	2,118.00	2,118.00	2,118.00	2,118.00
2. Equity Portion of Preference Share Capital	-	-	-	-	-	-	1,057.52	1,057.52	1,057.52	1,057.52
2. Other Equity	1805.73	664.72	(853.10)	(1,383.23)	(1,568.19)	(359.34)	(2,123.20)	(2,546.82)	(1,249.40)	(1,113.61)
Total Equity (II)	6,462.73	5,321.72	3,803.90	3,273.77	3,088.81	4,297.66	1,052.32	628.70	1,926.12	2,061.91
TOTAL (I + II)	10,094.37	8,698.76	6,493.32	5,728.68	5,057.83	6,168.27	4,517.51	4,022.89	4,688.81	4,657.43





INCOME AND EXPENDITURE STATEMENT

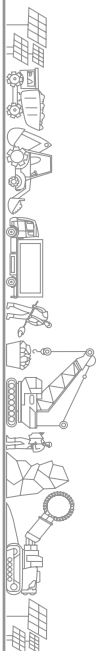
(BASED ON CONSOLIDATED ACCOUNTS OF AREAS/UNITS OF BCCL)

(₹' Cr)

For the Year ended 31st March	2025	2024	2023 (Restated)	2022	2021	2020	2019	2018	2017	2016 (Restated)
(A) Earned from:										
1. Sales	17449.99	17,545.74	16,353.36	12,867.34	8,521.62	12,224.47	12,899.98	10,493.56	11,505.53	11,001.01
Less: Statutory Levies	4366.73	4,384.64	4,004.22	3,421.76	2,371.81	3,256.91	3,522.30	3,193.77	2,883.17	1,936.13
Net Sales	13,083.26	13,161.10	12,349.14	9,445.58	6,149.81	8,967.56	9,377.68	7,299.79	8,622.36	9,064.88
2. Other operating revenue										
(a) Evacuation facilitating charges	228.66	235.30	214.40	185.50	112.86	143.28	167.95	51.19	-	-
(b) Subsidy for sand stowing & protective works	-	0.73	-	-	-	-	(0.82)	0.43	2.03	3.74
(c) Loading & Additional Transportation Charges	686.53	648.21	733.19	496.78	304.62	315.17	330.07	252.66	225.36	230.87
Net Other operating revenue	915.19	884.24	947.59	682.28	417.48	458.45	497.20	304.28	227.39	234.61
Revenue from operations(1+2)	13,998.45	14,045.34	13,296.73	10,127.86	6,567.29	9,426.01	9,874.88	7,604.07	8,849.75	9,299.49
3. Other income										
(a) Interest on deposits etc.	176.33	168.20	59.08	22.56	56.87	159.24	153.18	137.78	140.47	181.91
(b) Other non-operating income	422.75	238.47	335.43	429.41	125.41	603.38	194.07	310.31	174.74	84.05
(c) Dividend Income from Mutual Funds	-	-	-	-	-	4.13	25.63	6.71	7.17	3.32
Total (A)	14,597.53	14,452.01	13,691.24	10,579.83	6,749.57	10,192.76	10,247.76	8,058.87	9,172.13	9,568.77
(B) Paid to/provided for:										
1. Employee benefits expenses (a+b+c+d+e)	6,713.73	7,150.69	7,358.12	5,788.32	5,565.72	5,761.35	5,866.95	6,417.58	5,143.94	4,602.90
(a) Salary, wages, Allowances, Bonus etc.	5162.51	5,371.55	5,670.31	4,504.03	4,164.10	4,155.12	4,183.93	4,338.09	3,361.17	3,343.58
(b) Contribution to P.F & other funds	807.83	807.56	739.70	662.94	667.47	647.57	784.26	495.60	394.74	394.13
(c) Gratuity	142.18	215.38	210.39	191.66	226.72	240.04	390.23	1,264.19	191.89	157.35
(d) Leave Encashment	212.12	336.84	388.90	100.68	86.09	220.24	163.61	40.21	223.92	101.78
(e) Others	389.09	419.36	348.82	329.01	421.34	498.38	344.92	279.49	972.22	606.06
2. Change in Inventories of Finished Goods, Work-in-progress and stock in trade	(562.58)	(332.13)	(13.72)	229.13	(463.45)	79.48	258.35	134.00	(397.74)	(76.13)
3. Excise Duty	-	-	-	-	-	-	-	148.11	582.58	572.40
4. Cost of materials consumed	640.92	742.17	989.16	634.63	475.09	397.15	517.78	499.84	559.81	591.20
5. Contractual expenses	4311.51	3,168.64	2,391.35	1,962.11	1,476.37	1,211.50	1,312.57	1,292.86	1,491.93	1,532.69
6. Finance cost	72.49	61.83	55.69	77.75	121.69	221.83	200.66	189.84	173.50	163.17
7. Depreciation/amortisation/impairment	580.68	340.39	305.43	315.48	208.79	197.53	248.52	276.03	262.80	221.38
8. Stripping Activity Adjustment	(576.40)	(385.69)	672.67	88.44	(193.17)	49.72	100.64	(148.41)	(121.95)	(150.39)

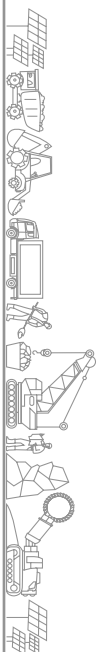
(₹' Cr)

For the Year ended 31st March	2025	2024	2023 (Restated)	2022	2021	2020	2019	2018	2017	2016 (Restated)
9. Other expenses	1,714.29	1,614.44	1,402.35	1,292.66	1,135.59	1,283.08	1,185.24	1,374.27	1,740.34	1,505.87
Total (B)	12,894.64	12,360.34	13,161.05	10,388.52	8,326.63	9,201.64	9,690.71	10,184.12	9,435.21	8,963.09
Profit/(Loss) before tax (A-B)	1,702.89	2,091.67	530.19	191.31	(1,577.06)	991.12	557.05	(2,125.25)	(263.08)	605.68
Tax expenses	462.70	527.21	(134.59)	79.69	(374.58)	72.44	268.28	(734.03)	(93.10)	(3.39)
Profit/(Loss) for the period (C)	1,240.19	1,564.46	664.78	111.62	(1,202.48)	918.68	288.77	(1,391.22)	(169.98)	609.07
Other Comprehensive Income	(73.17)	(62.33)	(179.94)	98.01	(8.51)	(308.64)	134.85	135.74	32.88	65.38
Tax on OCI	(18.42)	(15.69)	(45.29)	24.67	(2.14)	(96.30)	-	41.94	11.38	22.62
Total Other Comprehensive Income (D)	(54.75)	(46.64)	(134.65)	73.34	(6.37)	(212.34)	134.85	93.80	21.50	42.76
Total Comprehensive Income (C+D)	1,185.44	1,517.82	530.13	184.96	(1,208.85)	706.34	423.62	(1,297.42)	(148.48)	651.83
Accumulated Profit / (Loss) from last years	698.47	(865.99)	(1,530.77)	(1,642.39)	(439.91)	(1,358.59)	(1,647.36)	(256.14)	(86.16)	(695.23)
Accumulated Profit/(Loss) as on 31st March	1,894.23	698.47	(865.99)	(1,530.77)	(1,642.39)	(439.91)	(1,358.59)	(1,647.36)	(256.14)	(86.16)
Final Dividend	44.43	-	-	-	-	-	-	-	-	-
(A) Related to Assets & Liabilities										
1. (i) No. of equity shares of Face Value ₹1000/- each	4,65,70,000	4,65,70,000	4,65,70,000	4,65,70,000	4,65,70,000	4,65,70,000	2,11,80,000	2,11,80,000	2,11,80,000	2,11,80,000
(ii) Shareholder's Fund										
a) Equity Share Capital	4,657.00	4,657.00	4,657.00	4,657.00	4,657.00	4,657.00	2,118.00	2,118.00	2,118.00	2,118.00
b) Equity Portion of Preference Share Capital	-	-	-	-	-	-	1,057.52	1,057.52	1,057.52	1,057.52
c) General Reserve	219.21	140.99	140.99	140.99	140.99	140.99	140.99	140.99	140.99	140.99
d) Retained Earnings	1675.02	557.48	(1,006.98)	(1,671.76)	(1,783.38)	(580.90)	(1,499.58)	(1,788.35)	(397.13)	(227.15)
e) Other Comprehensive Income	(88.50)	(33.75)	12.89	147.54	74.20	80.57	292.91	158.06	64.26	42.76
Net Worth (a+b+c+d)	6,551.23	5,355.47	3,791.01	3,126.23	3,014.61	4,217.09	1,816.93	1,528.16	2,919.38	3,089.36
Equity attributable to equity-holders	6,462.73	5,321.72	3,803.90	3,273.77	3,088.81	4,297.66	1,052.32	628.70	1,926.12	2,061.91
2. Long Term Borrowing	-	-	-	-	-	-	2,350.92	2,176.78	2,015.54	1,866.24
3. Capital Employed	6,462.73	5,321.72	3,803.90	3,273.77	3,088.81	4,297.66	3,403.24	2,805.48	3,941.66	3,928.15
4. (i) Net Fixed Assets (Property, Plant & Equipment)	4,264.41	3,438.57	2,907.81	2,336.68	1,884.86	1,420.33	1,433.87	1,356.82	1,516.96	1,684.03
(ii) Current Assets	8,540.60	7,284.79	6,559.19	5,377.01	6,878.62	6,811.71	5,743.56	5,367.53	6,485.01	6,117.20
(iii) Net Current Assets (Working Capital)	1,351.49	1,255.82	(260.34)	(65.23)	(492.06)	603.58	(452.51)	(587.13)	1,192.40	1,576.13
5. Current Liabilities	7,189.11	6,028.97	6,819.53	5,442.24	7,370.68	6,208.13	6,196.07	5,954.66	5,292.61	4,541.07
6. a) Sundry Debtors (Net)	1,847.76	1,333.25	1,251.15	1,037.01	3,004.80	2,414.72	613.72	1,459.92	2,636.38	2,637.66
b) Cash & Cash Equivalents	210.97	326.31	586.62	617.33	48.67	34.30	86.49	192.89	37.87	569.69
c) Other Bank Balances	918.88	618.32	567.58	7.24	126.99	1,423.31	2,015.02	900.00	1,283.69	1,107.73
7.Closing Stock of:										



(₹' Cr)

For the Year ended 31st March	2025	2024	2023 (Restated)	2022	2021	2020	2019	2018	2017	2016 (Restated)
a) Stores & Spares(Net)	131.78	117.16	94.60	80.35	61.04	70.27	64.26	60.32	62.49	59.59
b) Coal, Coke etc.(Net)	1,828.36	1,264.42	934.46	898.10	1,126.84	630.50	709.83	968.47	1,226.98	828.60
8.Average stock of stores & spares(Net)	124.47	105.88	87.48	70.70	65.66	67.27	62.29	61.41	61.04	56.78
(B) Related to Profit/Loss										
1. a) Gross Margin (EBITDA)	2,356.06	2,493.89	891.31	584.54	(1,246.58)	1,410.48	1,006.23	(1,659.38)	173.22	990.23
b) Profit/ Loss before tax	1,702.89	2,091.67	530.19	191.31	(1,577.06)	991.12	557.05	(2,125.25)	(263.08)	605.68
c) Net Profit/Loss (after tax)	1,240.19	1,564.46	664.78	111.62	(1,202.48)	918.68	288.77	(1,391.22)	(169.98)	609.07
d) Total Comprehensive Income (before tax)	1,629.72	2,029.34	350.25	289.32	(1,585.57)	682.48	691.90	(1,989.51)	(230.20)	671.06
e) Total Comprehensive Income (after tax)	1,185.44	1,517.82	530.13	184.96	(1,208.85)	706.34	423.62	(1,297.42)	(148.48)	651.83
2. a) Gross Sales	17,449.99	17,545.74	16,353.36	12,867.34	8,521.62	12,224.47	12,899.98	10,493.56	11,505.53	11,001.01
b) Net Sales (after levies)	13,083.26	13,161.10	12,349.14	9,445.58	6,149.81	8,967.56	9,377.68	7,299.79	8,622.36	9,064.88
c) Sale value of Production	12,520.68	12,828.97	12,335.42	9,674.71	5,686.36	9,047.04	9,636.03	7,433.79	8,224.62	8,988.75
3.Cost of Goods sold	13,365.08	12,616.81	12,417.23	10,182.77	8,362.83	8,736.36	9,348.21	9,970.80	9,114.86	8,722.94
4. a) Total Expenditures	12,894.64	12,360.34	13,161.05	10,388.52	8,326.63	9,201.64	9,690.71	10,184.12	9,435.21	8,963.09
b) Salary & Wages	6,713.73	7,150.69	7,358.12	5,788.32	5,565.72	5,761.35	5,866.95	6,417.58	5,143.94	4,602.90
c) Materials Consumed	640.92	742.17	989.16	634.63	475.09	397.15	517.78	499.84	559.81	591.20
d) Power & Fuel	238.94	256.77	239.88	244.10	225.42	233.72	232.18	283.54	294.51	320.70
e) Finance Cost & Depreciation	653.17	402.22	361.12	393.23	330.48	419.36	449.18	465.87	436.30	384.55
5. Average consumption of Stores per month	53.41	61.85	82.43	52.89	39.59	33.10	43.15	41.65	46.65	49.27
6. Average Manpower employed during the year	33,019.00	35,479.00	37,976.00	40,032.00	42,287.00	44,722.00	47,383.00	49,947.00	52,409.00	54,861.00
(A) PROFITABILITY RATIO										
1) As % of Net Sales										
a) Gross Margin (EBITDA)	18.01	18.95	7.22	6.19	(20.27)	15.73	10.73	(22.73)	2.01	10.92
b) Profit After Tax (PAT)	9.48	11.89	5.38	1.18	(19.55)	10.24	3.08	(19.06)	(1.97)	6.72
2) As % of Total Expenditure										
a) Salary & Wages	52.07	57.85	55.91	55.72	66.84	62.61	60.54	63.02	54.52	51.35
b) Materials Consumption	4.97	6.00	7.52	6.11	5.71	4.32	5.34	4.91	5.93	6.60
c) Power & Fuel	1.85	2.08	1.82	2.35	2.71	2.54	2.40	2.78	3.12	3.58
d) Finance Cost & Depreciation	5.07	3.25	2.74	3.79	3.97	4.56	4.64	4.57	4.62	4.29
3) As % of Capital Employed										
a) Gross Margin (EBITDA)	36.46	46.86	23.43	17.86	(40.36)	32.82	29.57	(59.15)	4.39	25.21
b) Profit Before Tax (PBT)	26.35	39.30	13.94	5.84	(51.06)	23.06	16.37	(75.75)	(6.67)	15.42
4) As % of Total Income										
a) Gross Margin (EBITDA)	16.14	17.26	6.51	5.53	(18.47)	13.84	9.82	(20.59)	1.89	10.35



(₹' Cr)

For the Year ended 31st March	2025	2024	2023 (Restated)	2022	2021	2020	2019	2018	2017	2016 (Restated)
b) Profit After Tax (PAT)	8.50	10.83	4.86	1.06	(17.82)	9.01	2.82	(17.26)	(1.85)	6.37
5) Operating Ratio	1.02	0.96	1.01	1.08	1.36	0.97	1.00	1.37	1.06	0.96
(B) LIQUIDITY RATIOS										
1) Current Ratio	1.19	1.21	0.96	0.99	0.93	1.10	0.93	0.90	1.23	1.35
2) Quick Ratio	0.92	0.98	0.81	0.81	0.77	0.98	0.80	0.73	0.98	1.15
(C) TURNOVER RATIOS										
1) Capital Turnover Ratio	2.02	2.47	3.25	2.89	1.99	2.09	2.76	2.60	2.19	2.31
2) Sundry Debtors(net) as no. of months										
a) Gross sales	1.27	0.91	0.92	0.97	4.23	2.37	0.57	1.67	2.75	2.88
b) Net Sales	1.69	1.22	1.22	1.32	5.86	3.23	0.79	2.40	3.67	3.49
3) As Ratio of Net Sales										
a) Sundry Debtors	0.14	0.10	0.10	0.11	0.49	0.27	0.07	0.20	0.31	0.29
b) Coal Stocks	0.14	0.10	0.08	0.10	0.18	0.07	0.08	0.13	0.14	0.09
4) Stock of Stores & Spares										
a) Average stock of stores & spares(Net)/Annual Consumption	0.19	0.14	0.09	0.11	0.14	0.17	0.12	0.12	0.11	0.10
b) Closing Stocks in terms of number of months' consumption	2.47	1.89	1.15	1.52	1.54	2.12	1.49	1.45	1.34	1.21
5) Stock of Coal, Coke, W/Coal etc.										
a) As number of months' value of production	1.75	1.18	0.91	1.11	2.38	0.84	0.88	1.56	1.79	1.11
b) As number of months' cost of goods sold	1.64	1.20	0.90	1.06	1.62	0.87	0.91	1.17	1.62	1.14
c) As number of months' Net Sales	1.68	1.15	0.91	1.14	2.20	0.84	0.91	1.59	1.71	1.10
6) Trade receivables as number of days of Revenue from operations	39	25	34	37	167	94	23	70	109	104
(D) STRUCTURAL RATIOS										
a) Debt : Equity	-	-	-	-	-	-	1.11	1.03	0.95	0.88
b) Debt : Net Worth	-	-	-	-	-	-	1.29	1.42	0.69	0.60
c) Net Worth : Equity	1.41	1.15	0.81	0.67	0.65	0.91	0.86	0.72	1.38	1.46
d) Net Fixed Assets : Net Worth	0.65	0.64	0.77	0.75	0.63	0.34	0.79	0.89	0.52	0.55
(E) OTHER RATIOS										
a) Return on average capital employed (ROCE)	30.13%	47.20%	16.56%	8.46%	-39.41%	31.50%	24.41%	-57.37%	-2.28%	34.03%
b) Return on Net Worth	20.83%	34.21%	19.22%	3.64%	-33.26%	30.45%	17.27%	-62.56%	-5.66%	19.59%
c) Net asset value (NAV) per equity share	1,406.75	1,149.98	814.05	671.30	647.33	905.54	857.85	721.51	1,378.37	1,458.62
d) Earnings per Share	266.31	335.94	142.75	23.97	-258.21	197.27	136.34	-656.86	-80.25	287.57

DIRECTOR'S REPORT

To,
The Shareholders,
Bharat Coking Coal Limited,
Dhanbad.

Dear Members,

Your Board of Director's have pleasure in presenting the 54th Annual Report of the company for the year ended 31st March, 2025. The Company has earned a Net Profit of ₹1,240.19 crore in the current year against a Net Profit of ₹1,564.46 crore in 2023-24. The Audited Financial Statements, Auditors' Report thereof, the comments of Comptroller & Auditor General of India (C&AG) and the Secretarial Audit Report are annexed to this Report.

1.0. OVERVIEW OF PERFORMANCE DURING 2024-25

1.1. Raw Coal Production, Productivity & offtake Performance of BCCL during 2024-25 vis-à-vis 2023-24.

Sl. No.	Particulars	Unit	2024-25			2023-24	Growth over last year	
			Target	Actual	Achieved (%)	Actual	Absolute	(%)
i)	Raw Coal (According to type of Mine)							
	UG	M. Te.	2.00	1.14	56.97%	0.77	0.37	48.79%
	OC	M. Te.	43.00	39.36	91.54%	40.33	-0.97	-2.40%
	Total	M. Te.	45.00	40.50	90.00%	41.10	-0.59	-1.45%
ii)	According to type of Coal							
	Coking coal	M. Te.	42.91	38.89	90.64%	39.11	-0.22	-0.56%
	Non -coking coal	M. Te.	2.09	1.61	77.08%	1.99	-0.37	-18.79%
	Total	M. Te.	45.00	40.50	90.00%	41.10	-0.59	-1.45%
iii)	OB Removal	M. CuM.	170.00	182.35	107.27%	152.76	29.59	19.37%
iv)	Productivity (OMS)							
	UG	Te.	0.73	0.75	103.47%	0.26	0.49	189.32%
	OC	Te.	11.56	9.88	85.43%	10.05	-0.17	-1.74%
	Overall	Te.	5.91	5.43	91.77%	5.89	-0.46	-7.88%
v)	Offtake of Coal	M. Te.	45.00	38.25	84.99%	39.27	-1.02	-2.61%

1.2. Supply of washed & direct feed coal

Supply of Washed & direct feed coal to the steel sector was 17.08 lakh tonnes in 2024-25 against 14.64 lakh tonnes in 2023-24. This represents a growth of 16.67 % over the last year.



1.3. Washed Coal & Washed Power Coal Production

(In million tonnes)

Type	2024-25		2023-24		Growth (%)
	Target	Actual	Target	Actual	
Washed Coal (Coking)	2.33	1.65	1.98	1.46	13.02
Washed Power Coal	4.00	3.16	3.93	2.84	11.27
Total	6.33	4.81	5.91	4.30	11.86

2. MANAGEMENT:

- a) The affairs of the Company during the period from 01.04.2024 to 31.03.2025 have been managed by the following members of the Board:-

1	Shri Samiran Dutta, Chairman-cum-Mg. Director	:	From 28.12.2021	:	Continuing
2	Shri Debasish Nanda, Director (BD), CIL	:	From 23.08.2022	:	Continuing
3	Shri Anandji Prasad, Project , Advsiar, MoC, Director	:	From 03.01.2022	:	Till 20.01.2025
4	Smt. Vismita Tej, Addl. Secretary, MoC, Director	:	From 20.01.2025	:	Tenure ended on 08.04.2025
5	Shri Murlikrishna Ramaiah	:	From 23.02.2023	:	Continuing
6	Shri Rakesh Kumar Sahay, Director	:	From 14.04.2023	:	Continuing
7	Shri Sanjay Kumar Singh, Director	:	From 10.10.2023	:	Continuing
8	Shri Shankar Nagachari, Director	:	From 12.01.2024	:	Upto 27.01.2025
9	Shri Manoj Kumar Agarwal, Director	:	From 27.01.2025	:	Continuing
10	Smt. Shashi Singh, Independent Director	:	From 01.11.2021	:	Upto 31.10.2024
11	Shri Alok Kumar Agrawal, Independent Director	:	From 01.11.2021	:	Upto 31.10.2024
12	Shri Satyabrata Panda, Independent Director	:	From 01.11.2021	:	Upto 31.10.2024
13	Shri Ram Kumar Roy, Independent Director	:	From 31.12.2021	:	Upto 30.12.2024



b) Eleven (11) numbers of Board Meetings were held during the year 2024-25

3. AVAILABILITY & UTILISATION OF HEMM W.R.T SHIFT HOURS:

Equipment	Population as on 31.3.25 (Total)	Population as on 31.3.24 (Total)	CMPDI Norm		w.r.t.shift hours				% Variation	
					2024-25		2023-24			
			AV %	UT %	AV %	UT %	AV %	UT %	AV	UT
Dragline	1	1	85	73	39.6	24.0	67.4	48.7	-41.2	-50.8
Shovel	73	80	80	58	78.5	37.2	77.5	44.3	1.3	-16.0
Dumper	285	299	67	50	78.8	24.4	80.3	27.2	-1.9	-10.2
Dozer	92	89	70	45	71.5	15.8	71.2	15.4	0.5	2.4
Drill	69	76	78	40	77.0	18.0	73.8	20.9	4.4	-13.7

4. HOLDING COMPANY-CIL

The Company continues to be a 100% subsidiary of Coal India Limited

5. CONSTRAINTS

The major constraints which affected BCCL's performance during the year in terms of Coal Washing :

Loss of Washed Coal Production

(Fig. in Lakh Te.)

S. No.	Causes	2024-25	2023-24
(i)	Power Failure	1.07	0.73
(ii)	Elec. & Mechanical Break down	3.24	1.96
(iii)	Raw Coal Shortage	0.75	1.27
(iv)	CC Bunkerfull	0.11	0.12
(v)	Rain & Drowning	0.00	0.00
(vi)	Operational Trouble	6.28	8.12
(vii)	Maint. Held Up	1.69	0.71
(viii)	Media Short	0.00	0.00
(ix)	Others	5.10	3.77
	Total	18.23	16.68

6.0 POWER

6.1. POWER SCENARIO OF BCCL

Total Contract Demand of Power in BCCL for FY 24-25 was 197.92 MVA, of which DVC accounts for 184.7 MVA i.e more than 90% of the total power requirement of BCCL.



Other Power Supply Agencies catering to Power requirement of BCCL are IPCL, WBSEDCL and JBVNL.

DVC- 184.7 MVA
IPCL- 3.7 MVA
WBSEDCL- 3 MVA
JBVNL, JSEB- 6.52 MVA



6.2. OPERATION OF CAPTIVE SETS TO SUPPLEMENT POWER AVAILABILITY

The details of energy generated during 2024-25 by various captive DG station compared to previous year is given below:

Captive DG Sets	Installed Capacity (MVA)	2024-25		2023-24	
		Energy Generated (KWH)	Running Hrs	Energy Generated (KWH)	Running Hrs
Moonidih	2×1.1+4.4	3820.5	28.16	7452.00	29.25
Total		3820.5	28.16	7452.00	29.25

*Above DG Sets caters to Industrial/Mining Power requirement of BCCL.

6.3 FURTHER STEPS TO SUPPLEMENT POWER AVAILABILITY

Captive Power Plant at Moonidih (2×10MW):

2x10 MW Captive Power Plant at Moonidih was installed for utilization of washery rejects, meeting the emergent need of power in Moonidih (degree three mine) and providing uninterrupted supply . The project was approved by Govt. of India in October ,1986 .However , the plant was commissioned in 1995 and put in commercial operation with the help of departmental manpower in Nov,1996 and was operated till 2003.

Further the plant was leased out to M/S OSD Coke (Consortium) Private Limited on 18.03.2010 and started generation of power from April'2011. Due to some dispute in pricing related to fuel supply & power tariff, the lessee stopped generation of power from 15.04.2014. BCCL has taken possession of the CPP on 16.12.2015.



Currently BCCL has appointed Transaction Advisor cum Consultant for 'Asset Monetization' of the said Captive Power Plant at Moonidih, BCCL.

6.4 Specific Energy Consumption for the FY2023-24 and FY 2024-25.

Particulars	2024-25	2023-24
Sp. Energy consumption(KWH/Te)(For Coal)	21.21	19.83
Sp. Energy consumption(KWH/CuM)Composite (For Coal+OB)	3.95	4.58
Total Energy Consumption(MKWH)	858.52	815.02

Reduction in Sp.energy Consumption (Composite) by 13.76% in FY 2024-25 as compared to FY 2023-24.

Energy Consumption

Description	2024-25	2023-24
Purchased Unit (MKWH)	858.52	815.02
Total billed amount (₹'Cr)	427.63*	472.88

*Note : Reduction in Billed amount in 2024-2025 was due to rebate provided by DVC from January 2025 to March 2025 .

6.5 ENERGY CONSERVATION:

A.Measures taken for energy conservation in FY 2024-25

Sl.No	Description	Remarks
1.	LED Lights	BCCL has stopped procurement of GLS Lamps, Tube fittings, Tube Lights. All conventional light fittings are replaced by LED Light fittings in all official/industrial premises. 1098 Nos. of LED lights have been procured and installed in FY 24-25.
2.	Energy Efficient AC & Super fan	35 nos. of Energy Efficient ACs and 5 nos. super fans have been installed in FY 24-25.
3.	E-vehicle	8 nos. of e-vehicles have been procured and deployed in FY 24-25.
4.	Energy Efficient Motors	37 nos. energy efficient motors have been procured in FY 24-25.
5.	Auto Timer Switches	12 nos. auto timer switches have been installed in FY 24-25.
6.	Capacitor Bank	3200 KVAR capacity capacitor banks have been installed in FY 24-25.

B. SOLAR POWER INITIATIVES:

B1. Year wise Installed and Commissioned Rooftop Solar Plant

Financial Year	Installed Capacity (in MWp)	Progressive Installed Capacity (in MWp)	Commissioned Capacity (in MWp)	Progressive Commissioned Capacity (in MWp)
2022-23	1.66	1.66	1.66	1.66
2023-24	1.68	3.34	0	1.66
2024-25	2.428	5.768*	2.428	4.088

* Note : - In FY 2024-25, 1.68 MWp out of 5.768* MWp Solar Power Plant has been installed but commissioning will be done in FY 2025-26



B2. Status of Ground Mounted Solar Projects in BCCL		
Sl.No	Project	Status
1.	20 MWp Grid connected Ground Mounted Solar Power Plant at Dugdha Washery.	The plant has been successfully installed and commissioned on 31.03.2025.
2.	25 MWp Grid connected Ground Mounted Solar Power Plant at Bhojudih Washery.	<ul style="list-style-type: none"> • Work is in progress. • The plant is scheduled to be completed in 2025-26.
3.	25 MWp Grid connected Ground Mounted Solar Power Plant at Dugdha Washery (Phase-II).	<ul style="list-style-type: none"> • Land identified. • PMC Services have been assigned to CMPDIL. • Feasibility study and DPR preparation is under process.
4	25 MWp Grid connected Ground Mounted Solar Power Plant at Moonidih.	<ul style="list-style-type: none"> • Land identified. • PMC Services have been assigned to CMPDIL. • Feasibility study and DPR preparation is under process.

7. FINANCE

7.1. Capital Structure

As on 31st March, 2025

Authorised Share Capital	₹' Crore
5,10,00,000 Equity Shares of ₹1000/- each	5,100.00
Total	5,100.00
Subscribed & Paid up Share Capital*	
90,82,006 Equity Shares of ₹1000/- each fully paid up in cash	908.20
3,74,87,994 Equity Shares of ₹1000/- each allotted as fully paid up for consideration received other than cash received other than cash	3748.80
Total	4,657.00

*The number of shares issued in cash and for consideration received other than cash, has been regrouped in the Financial Statement from 2,03,30,126 to 90,82,006 equity shares of ₹1000 each and 2,62,39,874 to 3,74,87,994 equity shares of ₹1000 each respectively.

The Board of Directors of the Company, at its 420th meeting held on April 15, 2025 had approved the sub division of the existing authorised share capital of the Company from 5,10,00,000 equity shares of ₹1000 each into 5,10,00,00,000 equity shares of ₹10 each and also approved the sub division of the existing paid up shares of the Company from 4,65,70,000 equity shares of ₹1000 each into 4,65,70,00,000 equity shares of ₹10 each, which was approved by the shareholders in the 18th Extra-ordinary General Meeting held on April 28, 2025. The record date for the share split was May 19, 2025.

7.2. Financial Result

During the year under review, the Company earned Net Profit/ (Loss) of ₹ 1,240.19 crore as compared to ₹1,564.46 crore during the previous year. Details are as under:



(₹ 'Crore)

Particulars	2024-25	2023-24
Profit(+)/Loss(-) before Depreciation & impairment, Interest, Tax & Amortisation (EBIDTA)	2,356.06	2,493.89
Less: Depreciation and Impairment	580.68	340.39
Profit before Interest, Tax & Amortisation	1,775.38	2,153.50
Less: Interest	72.49	61.83
Profit Before Tax (PBT)	1,702.89	2,091.67
Less: Tax Expense	462.70	527.21
Profit for the period (PAT)	1,240.19	1,564.46
Other Comprehensive Income	(73.17)	(62.33)
Less: Tax on OCI	(18.42)	(15.69)
Total Other Comprehensive Income	(54.75)	(46.64)
Total Comprehensive Income for the period	1,185.44	1,517.82

7.3. Capital Expenditure (CAPEX)

(₹ 'Crore)

Particulars	2024-25	2023-24
Actual	1814.94	1237.53

7.4 Status of MOU 2024-25 parameters on CAPEX in BCCL

Name of Parameter	Weighted	Target 2024-25 (₹'Cr)	Achievement (₹'Cr)
Capex	14	1000.00	1814.94

7.5. . Payment to Exchequer during FY 2024-25, 2023-24 & 2022-23

(₹'Crore)

Particulars	2024-25				2023-24	2022-23
	West Bengal	Jharkhand	Central Govt.	Total	Total	Total
Royalty on coal	-	1547.69	-	1547.69	1807.66	1413.76
DMFT	-	460.74	-	460.74	539.52	400.83
NMIT	-	-	31.69	31.69	36.39	27.74
Cess on Coal	0.47	-	-	0.47	5.61	33.06
Covid Cess	-	38.38	-	38.38	43.22	34.86
Forest Transit fees	-	5.00	-	5.00	20.33	13.01
Sales Tax/VAT	-	-	-	-	-	-
Central Sales Tax	-	-	-	-	53.55	-
Central Excise Duty	-	-	-	-	-	-
Bazar Tax (MADA)	-	59.71	-	59.71	103.25	42.55
Professional Tax	0.69	7.81	-	8.50	7.97	4.14



CGST	-	-	183.77	183.77	227.17	227.25
SGST	-	180.07	-	180.07	230.17	227.25
IGST	-	-	3.62	3.62	3.67	11.71
GST Compensation cess	-	-	1522.05	1522.05	1573.60	1306.78
Clean energy Cess	-	-	-	-	0.00	0
JMBL	-	202.82	-	202.82	-	-
Total	1.16	2502.22	1741.13	4244.51	4652.11	3742.94

8. TELE COMMUNICATION & IT (Initiative)

Special achievement of E&T and IT Initiative department to implement new Technology in BCCL during 2024-25: -

1. Implementation of Integrated Command Control Centre (ICCC):

To augment overall e-security and surveillance, BCCL has operationalized ICCC in five of its Areas. At the field level, the system is equipped with Artificial Intelligence (AI) enabled cameras and Video Analytics which generate alerts on different parameters such as movement of man and machinery, moving object detentions, crowd detection, intrusion detection, camera tampering, vehicle count, Automatic Number Plate recognition etc.

2. Automation of Road weighbridges:

Implementation of Weighbridge centering System along with RFID based boom barrier system at road weighbridges, which automate the weighbridge to check the correct position of the truck and weightment of truck without manual intervention.

3. Public address system integrated with video conferencing system has been installed at Level III Conference Hall, HQ.

9. RISK MANAGEMENT:

The Risk Management Policy is implemented in the company. The Risk Management Committee is re-constituted with the induction of new members from time to time.

Various Risks That Matters (RTM) are identified and RTM is added or deleted depending upon the need perception as agreed in the RMC meeting held from time to time During 2024-25, there has been change in RTM as the risk considered no longer needed to be monitored is dropped.

10. COMPUTER & SYSTEM

Apart from regular SAP related activities, following are the special achievements of ERP Dept., BCCL during FY 2024-25:

1. BPCL DDU's Interface Program: Developed an advanced in-house team of BCCL for data integration program enabling automatic data transfer of BPCL data to SAP, surpassing IOCL's interface by linking diesel usage directly to recipient equipment or HEMMs, enhancing complete insights.

2. Alert Generation and Management of Sensitive Posts : It has been developed by BCCL team. This module facilitates the management of employees assigned to sensitive posts by generating timely alerts. These alerts enable the management to initiate preventive actions for job rotation and to develop effective succession plans.

3. Quarter Management Module : Designed and developed by BCCL team for the comprehensive management of records for all BCCL employees, this module ensures the monitoring of multiple quarter occupancy, timely house rent recovery, and accurate reporting of quarter.

4. Alerts for Long Absence Employees : A robust reporting and alert mechanism has been developed in SAP with active participation of BCCL team. It is used to notify local management about employees absent from the workplace for more than 90 days. This system helps in initiating appropriate actions against prolonged absenteeism.

5. Bank Guarantee Module in FICO: It has been developed with active participation of BCCL team. BCCL is the first amongst all to start this.



6. Integrated HEMM Scheduled Maintenance

Report: Created a comprehensive report by BCCL team displaying maintenance status (completed/pending), current HMR, rescheduling needs, next maintenance date, and all other dependent details on one screen for efficient planning, tracking, execution

7. Tracking Equipment Transfers: BCCL Designed logic to monitor equipment movement/transfer details across plants and subsidiaries. This logic, shared with SI partners (Accenture & Tech Mahindra), is now integrated into different Maintenance Module reports to track equipment performance and diesel consumption during its lifecycle.

11. GEOLOGICAL EXPLORATION AND DRILLING

11.1 EXPLORATION AND DRILLING

During the Financial Year 2024-25, no exploratory drilling was done by CMPDI.

11.2 GEOLOGICAL ASSESMENT

Sl. No.	Details of work	No. of Hired Patches Studied		% Increase/ Decrease
		2023-24	2024-2025	
1.	Study of hired HEMM patches including deviation proposals for estimation of coal quantity for reserves less than 3.00MT	22	20	-9% (This depends on the total no. of proposals received during FY 24-25)

11.3 CBM EXPLORATION

11.3.1 JHARIA CBM BLOCK-I

- An area under mining leasehold of Kapuria, Moonidih, Jarma, and Singra blocks in BCCL, measuring around 26.55 Sq. Km has been delineated for commercial development in pursuant to partial modification of Coal Bed Methane (CBM) Policy granting exploration and exploitation of CBM to CIL & its subsidiaries from their leasehold areas.
- The Gas-In -Place over the delineated area of 26.55 Sq. Km has been assessed as 25 Billion Cubic meters (BCM). A comprehensive 30-year production profile for the full field has been developed.

- Letter of award was issued to M/s Prabha Energy Limited on 8th June 2021 as CBM developer of the block, with revenue sharing contract signed on 20th September 2021.
- Environment Clearance for Exploration phase (phase-I) was granted on 19th June 2023.
- As per the committed work programme during exploration phase, 5 core holes and 5 test wells have to be drilled to carry out CBM specific activities.
- During FY 2024-25, drilling of 5 core holes and Injection fall off test (IFT) have been completed.

11.3.2 JHARIA CBM BLOCK-II

- Jharia CBM Block-II is delineated in Mahuda sub-basin and extended in three coal blocks namely (1) West Mahuda, (2) Bhurungia-Kalyanpur & Kunji-Nutandih Sub-block and (3) Murulidih Sub-block.
- Project Feasibility Report of the block was approved in 414th BCCL Board held on 19.10.2024.
- The area of the block is 33.21 sq. km. and total estimated gas -in-place is 360.50 MMSCM (million standard cubic metre).
- Tender will be floated by CMPDI, the Principal Implementing Agency (PIA) of the block.

12. RESEARCH AND DEVELOPMENT

R&D Committee of BCCL consists of the following members:

Sl. No.	Particulars	Designation
1.	Chairman	CMD
2.	Member	Director (Tech.), P&P
3.	Member	Director (Finance)
4.	Member Secretary	GM (R&D)
5.	Member	GM (Washeries Division)
6.	Member	HOD (P&P)
7.	Member	Concerned Department (depending on the projects)

12.1 MODERNISATION

In UG Mines, the Company is making effort to shift its operation from medium-level technology like SDL to Mass Production Technology e.g., Longwall & Continuous Miner Technology. The Company has



implemented Highwall Mining Technology for the first time. BCCL has also taken up initiatives to re-start production from some of its discontinued UG mines through MDO mode in Revenue Sharing Basis.

12.2 Longwall Technology

At present, production from the Longwall face of the XVI (T) seam along with coal from the drivages of the XV seam is going on at Moonidih mine. Production of 0.4896 Mte has been achieved in 2024-25.

Longwall Technology is under implementation at Muraidih UG mines. Sinking of air shaft and drivages of two nos. of Inclines are completed. Bolter Miner along with Feeder Breaker and Shuttle Cars transported to UG. Once Forest Clearance is obtained, coal production would commence from this mine by in-seam drivage of galleries.

12.3 Continuous Miner Technology

One Project Report of Pure Benedih Block II UG Mine (1.92 MTY) has been approved by BCCL Board on 24.04.2024 and by CIL Board on 10.09.2024 respectively with deployment of Continuous Miner. Tender for the same has been floated on 01.04.2025 for engagement of contractor in MDO Mode.

Another Project Report of NGKC UG Mine (1.2 MTY) with deployment of Continuous Miner is under preparation at CMPDI.

12.4 Ramnagore Kalyaneshwari OCP

A Project Report having capacity (04 MTY + 30%) has been prepared by CMPDI for Joint exploitation of Kalyaneshwari Block of BCCL with Ramnagore Block of SAIL. Since neither of these blocks are amenable to mining on standalone basis, the Project was approved by BCCL Board on 24.04.2024 and subsequently by CIL Board on 29.11.2024.

However, NOC for 2 sq. km land in Sitarampur Block has been accorded by CIL-ONGC JV within PML area of Raniganj (North) CBM Block for OB Dumping. Accordingly a Draft Recast Project Report of Kalyaneshwari OCP (4 MTY) has been prepared and submitted by CMPDI which is under review.

12.5 Surface Miner

Two surface miners have been proposed to be deployed at Kalyaneshwari OCP (4 MTY). The Draft Recast Project Report of Kalyaneshwari OCP (4 MTY) has been submitted by CMPDI which is under review.

12.6 Highwall Mining Technology

Presently, two nos. of Highwall mining projects have been taken up in BCCL – one at Amalgamated Block-II OCP (ABOCP) and another at Rajapur OCP. Production using highwall mining technology at ABOCP in the Block-II Area commenced w.e.f. January 15, 2024. Agreement for High Wall mining at Rajapur OCP has been signed on 21.11.23 and operation is anticipated to be commenced from December, 2025.

12.7. MDO Engagement in Discontinued UG Mines

Some discontinued mines have been identified by BCCL for reopening, development and operation through MDO mode on Revenue Sharing Basis. Tenders were floated for 10 discontinued mines.

Out of these 10 mines, 06 nos of mines have been awarded for operation through MDO mode on Revenue Sharing Basis.

Of the remaining 4 mines, Amalgamated Dharmaband Colliery has been retendered on 15.04.2024 and bids received are under technical scrutiny. Amalgamated East Bhagatdih Simlabahal Colliery tender cancelled on 06.03.25 on technical ground. Re-operationalization possibility is being explored for Begunia mine at CMPDI while Lohapatti Mine is part of CBM Block-II.

12.8 Ongoing Mining Projects:

Sl. No.	Name of the Mine/Project	Cap. (MTY)	Present Status
1.	Muraidih UG (Barora Area) (Minimum guaranteed production - 20.435 Mt in 9 Annual Production Plan) Capital – ₹339.875 Crores	2.00	• A contract for Development including access and extraction of coal from I/III seam of MURAIIDIH UG mine by Mass Production Technology package (PSLW) for minimum guaranteed production of 20.435 MT in 9 Annual Production Plan on total turnkey basis was awarded to M/s MINOP – Maheshwari Mining–BHEC



Sl. No.	Name of the Mine/Project	Cap. (MTY)	Present Status
			<p>(China) Consortium. The Project was approved on 14.02.2011 by the Board and the agreement was signed on 22.06.2012.</p> <ul style="list-style-type: none"> • Work of shaft sinking & incline drivage was suspended from 20.11.2015 due to restrictions imposed by DGMS. • In the meantime, all works were suspended by the contractor, M/s MINOP, since 01.06.2016 seeking modification in some of the terms of payment in the agreement. • After getting approval from DGMS, the matter was pursued with M/s MINOP to commence the work and work has been started again from January, 2020. • Drivage of two nos. of Inclines and sinking of an air shaft completed. • There is an issue of forest clearance. Once forest clearance is obtained, coal production would commence from this mine. FC is under process.
2.	<p>Moonidih XV Seam UG (WJ Area) (PSLW) (Minimum guaranteed production - 22.5 Mt in 9 Annual Production Plan)</p> <p>Capital – ₹1230.27 Crores.</p>	2.50	<ul style="list-style-type: none"> • Award of work to M/s INDU-SCCL-CGME Consortium at a capital cost of ₹1230.274 Cr. including insurance and freight for a total minimum guaranteed production of 22.50 MT during commercial production period of 9 years was approved in 279th BCCL Board Meeting held on 3.7.2011 and also by 272nd CIL Board on 12.08.2011. Subsequently, an agreement was signed with the Consortium in April 2014. • Initially, the project was delayed due to land & other problems. • Shaft sinking, drift from XVI seam to XV seam and drivage of both the Inclines are complete. • One of the Consortium partners, M/s CGME, had to supply Longwall equipment from their manufacturing unit in Europe which has been closed down. M/s CGME has been replaced by M/s CORUM Trading LLC from Ukraine for the supply of longwall equipment. An agreement has been signed on 15.02.2022 in this regard. LC for long wall equipment has been opened on 05.05.2022.



Sl. No.	Name of the Mine/Project	Cap. (MTY)	Present Status
			<ul style="list-style-type: none"> • Due to force majeure situation arising out of war between Ukraine and Russia a lot of infrastructure of M/s CORUM has got destroyed in Ukraine and they were forced to move out their manufacturing base to Czech Republic and leased the facility to one of their associate companies, i.e., M/s T Machineries. • In view of the above, BCCL in its 395th Board meeting held on 06.12.2022 approved some modifications i.e. i) change of address of M/s CORUM, ii) Amendment for port of loading and iii) Amendment for country of origin. • Trunk road for Panel T-1 has been completed. At present, In-seam drivage is going on for preparation of Gate roads and sump.
3.	North Tisra / South Tisra Expansion OCP (8.5 MTY) (Variant-II)	8.5 MTY	<ul style="list-style-type: none"> • The NT-ST Expn OCP Project of 6.0 Mty capacity has been dovetailed in the revised Project of Amalgamated NTST Kujama OCP of 8.5 Mty capacity. <p>Tender was floated on 19.11.2022 for selection of MDO. LoA has been issued to the qualified bidder, M/S DCPL -GCL Consortium on 18.09.2023 with due approval of BCCL Board on 02.09.2023.</p> <ul style="list-style-type: none"> • Production by MDO started w.e.f. 19.04.2024. • Production of 5.24 Mte has been achieved in 2024-25.

12.9 Rapid Loading System (RLS):

Name of the Project	Cap. (MTY)	Status
<p>Rapid Loading System (RLS) at Maheshpur, Govindpur Area (A)SILO Capital cost- ₹134.24</p> <p>(B)Construction of Maheshpur siding for evacuation of coal through RLS Capital cost:- ₹135.10 Crores. Route length-3.5KM</p>	5.0	<p><u>Status of SILO</u></p> <ul style="list-style-type: none"> • Work Order for the supply of equipment and work & services was issued in favor of M/s S. K. Samanta & Co. (Pvt. Ltd) on 5.4.2011 & Agreement signed on 18.05.2011. • The work of construction SILO was completed on 05.01.2020. • PG test was completed on 21.09.2020. <p><u>Status of Siding</u></p> <ul style="list-style-type: none"> • Letter of Award (LOA) for Stage-III for construction of siding for coal evacuation through RLS was awarded to M/s RITES on 30.08.2019. • M/s. RITES LTD awarded for Civil work to M/s HCPL-MBPL (JV), Deoghar on 10.12.2019.



Name of the Project	Cap. (MTY)	Status
		<ul style="list-style-type: none"> The Agency started the civil work on 02.03.2020. <p><u>Work Status of Siding</u></p> <ul style="list-style-type: none"> Rail Connectivity with main line of railways is under progress. SIP (Signal Interlocking Plan) has been submitted by RITES to the Railway on 07.02.2025 which is currently under scrutiny at East Central Railway Dhanbad. The entire work is anticipated to be completed by the end of June 2025. Overall Physical Progress- 87%+10% (Additional 10% can be considered completed towards pending Dead End work, which is not required for operation of the Project) Overall Financial Progress- 74% +10% (Additional 10% can be considered completed towards pending Dead End work, which is not required for operation of the Project)

12.10 NEW SANCTIONED PROJECT

• **Block-E OCP (15.0 MTY) :**

Block-E OC Project of 15.0 MTY Capacity has been approved by BCCL Board in its 407th meeting held on 02.12.2023 and subsequently approved by CIL Board in its 463th meeting held on 26.03.2024 for extraction of 376.30 Million Tonne of Coal in 27 years through Opencast method. The Project has additional sanctioned Capital investment of ₹5850.83 Crores with an IRR of 29.11% at 85% production level to be worked on Long Term Outsourcing basis.

• **Pure Benedih Block II UG Mine (1.92 MTY)**

Project Report of Pure Benedih Block II UG Mine (1.92 MTY) has been approved by BCCL Board on 24.04.2024 and by CIL Board on 10.09.2024 for extraction of 24.43 Million Tonne coal in 20 years through UG method with deployment of Continuous Miner Tender for the same has been floated on 01.04.2025 for engagement of contractor in MDO Mode.

12.11 CAPITAL PROJECTS AND SCHEMES

I. Mining projects costing more than ₹20 Crores completed during the year 2024-25 with approved capacity & capital.

NIL

II. Mining projects costing more than ₹20 Crores. that have started contributing during the year 2024-25

Sl. No.	Projects	Type	Sanctioned Capacity (Mty)	Sanctioned Capital (₹ Crs.)	Production (Mty)
1	Amalgamated NT-ST Kujama OCP	OC	8.5	4011.85 (BCCL) Part	5.24

III. Mining projects costing more than ₹20 Crores. sanctioned during the year 2024-25 with approved capacity & capital.



Subsidiary	Projects	Type	Date of Approval	Sanctioned Capacity (Mty)	Sanctioned Capital (₹'Cr)
BCCL	Pure Benedih-Block II	UG	10.09.2024	1.2	₹652.03 Crores (BCCL Part)

IV .Non-mining projects costing more than ₹20 Crores. sanctioned during the year 2024-25 with approved capacity & capital.
NIL

V. RPR/RCEs costing more than ₹20 Crores. sanctioned during the year 2024-25 with approved capacity & capital.
NIL

VI. Projects Foreclosed during the year 2024-25.
NIL

12.12 CMM/CBM PROJECT:

EXPLOITATION OF METHANE FROM JHARIA CBM/CMM BLOCK

- An area under mining leasehold of Kapuria, Moonidih, Jarma, and Singra blocks in BCCL, measuring around 26.55 Sq. Km has been delineated for commercial development.
- The Gas-In -Place over the delineated area of 26.55 Sq. Km has been assessed as 25 Billion Cubic meters (BCM). A comprehensive 30-year production profile for the full field has been developed.
- Project Feasibility Report was prepared by CMPDI and approved “in principle” by BCCL Board in its 345th meeting held on 03.08.2018.
- Tender was floated on 30.10.2020 and M/s PEPL was emerged as qualified bidder. Subsequently, LoA was issued by BCCL on 8th June 2021.
- The revenue Sharing Contract was signed on 20th September 2021 and Bank Guarantee has been submitted on 30th October 2021.
- EMP was prepared by CMPDIL and the application for obtaining EC for Exploration Phase (Phase-I) was submitted to State Environment Impact Assessment Authority on 31st March 2022. EC for phase-I was granted on 19th June 2023.
- Subsequent to grant of Environment Clearance by State Environment Impact Assessment Authority, Jharkhand, drilling of exploratory core holes commenced in the CBM Block on 29.11.2023, marking the initiation of Exploration Phase of first CBM project under CIL leasehold areas.
- As per the committed work programme during exploration phase, 5 core holes and 5 test wells have to be drilled to carry out CBM specific activities.
- Drilling of 5 core holes and Injection fall off test (IFT) completed. Site preparation for test well activities are in progress.

► DELINEATION OF JHARIA CBM BLOCK-II

- Jharia CBM Block-II is delineated in Mahuda sub-basin and extended in three coal blocks namely (1) West Mahuda, (2) Bhurungia-Kalyanpur & Kunji-Nutandih Sub-block and (3) Murulidih Sub-block.
- Project Feasibility Report of the block was approved in 414th BCCL Board held on 19.10.2024.
- The area of the block is 33.21 sq. km. and total estimated gas-in-place is 360.50 MMSCM (million standard cubic metre).
- Tender will be floated by CMPDI, the Principal Implementing Agency (PIA) of the block.



12.13 COAL BLOCKS IN BCCL

East of Damagoria (Kalyaneshwari) Coal Block:

- MOC has allocated East of Damagoria (Kalyaneshwari) Coal Block to BCCL under CMSP Act 2015 vide letter no. CBA2-13011/1/2017-CBA2 dated 03.10.2018. An agreement was signed on 26.09.2019 between the Nominated Authority of MoC and the Authorized Signatory of BCCL.
- Allotment Order was issued by MoC, vide Order No.: F. No. 103/2/2015-NA-Part (1) dated 21.11.2019.
- There is a boundary overlap issue of Kalyaneshwari Block with adjoining Sitarampur Block and remaining leasehold areas of SAIL & ECL falling within this Kalyaneshwari Coal Block.
- MoC has been requested for early resolution of the issues. A Corrigendum allotment order resolving boundary dispute was issued on 25.10.2023 vide F. No. 103/2/2015-NA-Part (1).
- It was proposed to jointly exploit the Kalyaneshwari coal block of BCCL and Ramnagore coal block of SAIL, since none of these blocks were amenable for opencast mining on standalone basis.
- A Project Report having capacity of (04 MTY +30%) for Joint exploitation of Kalyaneshwari Block of BCCL with Ramnagore Block of SAIL has been submitted by CMPDI. The Project was approved by BCCL Board on 24.04.2024 and subsequently by CIL Board on 29.11.2024.
- Meanwhile, NOC for 2 sq.km land in Sitarampur block has been accorded by CIL-ONGC JV within PML area of Raniganj (North) CBM Block for OB Dumping.
- Accordingly a Draft Recast Project Report of Kalyaneshwari OCP (4 MTY) has been prepared and submitted by CMPDI which is under review.

12.14 PRODUCTION ROAD MAP: BCCL

BCCL has made Production Plan to produce Coal with the following Programme for the next three years:

Year	2025-26	2026-27	2027-28
Production (MTe)	46	47	50
Growth (%)	13.58	2.17	6.38

12.15 UNDERGROUND PRODUCTION

UNDERGROUND PRODUCTION DURING 2024-25 IN COMPARISON TO 2023-24:

(Tonne)

Particulars	(2024-25)	(2023-24)	Growth over Last year (%)
SDL Production	115769	123694	-6.41
Highwall production (Block-II)	533955	158447	236.99
Longwall (Moonidih Colliery)	490061	483600	1.34
Total BCCL	1139785	765741	48.85

REASONS FOR LOW PRODUCTION:

REASONS FOR SHORTFALL FROM TARGETED PRODUCTION:

Reasons for low production are as under:-

1. Production from Longwall Moonidih- XV seam was hampered as the project was at standstill for more than 03 (three) months due to contractual issues and encounter of geological disturbances.



- Production from Longwall Moonidih- XVI seam was hampered due to encounter of Geological Disturbances like fault/dyke (Fault~6.5m, Dyke~5m) & reduced panel face widths for maintaining zero subsidence.
- Production from SDL was hampered due to unavailability of working faces & frequent breakdown of SDL, UDM and Haulages.

PRODUCTION ROAD MAP FOR COMING 4 YEARS

Year	2025-26	2026-27	2027-28	2028-29
Proposed Production (M. Te)	2.500	3.200	5.000	9.000
Expected Growth (%)	99	28	56	80

MDO PROGRAMS OF DISCONTINUED UNDERGROUND MINES

Out of the six discontinued mines awarded on a revenue-sharing basis, the mining plans of three mines—ASG-KCC, Madhuband, and PB Project have been approved by the BCCL Board, after scrutiny and vetting by CMPDI. The mining plans of the remaining three mines are currently under scrutiny and vetting at CMPDI. Further, the appointed date has been assigned for the ASG-KCC mine.

RAILWAY SIDING INFRASTRUCTURE

Construction of Maheshpur Siding for evacuation of coal through RLS at Govindpur Area.	Maheshpur SILO is ready for operation. Work for siding construction is in progress and about 87% work completed. Evacuation of coal through RLS is anticipated to be started by the end of June 2025.
--	---

13. ESTATE : Acquisition of land and compensation paid during 2024-25 vis-a-vis 2023-24.

Year	No. of Employment released	Land acquisition (in Ha)				Compensation paid (₹ Cr.)				Registration & Other cost	Major Transactions (₹ Cr.)				Total Amount involved in the (₹ Cr.)
		L.A.	C B A	Direct Purchased	Total	Against Land	In lieu of Employment /Annuity	Other R&R benefits	Total		Payment done for transfer of Govt. land	Payment done for NOC of GMJJ land	Payment to DLAO for acquisition of land through RFCTLARR Act, 2013	Total	
1	2	3	4	5	6 =3+4 +5	7	8	9	10= 7+8 +9	11	12	13	14	15= 12+ 13+14	16=10+11+15
2023-24	0	0	0	2.693	2.693	2.539	0.109	3.742	6.39	0.228	149.79	48.19	87.51	285.49	292.11
2024-25	0	0	0	6.698	6.698	28.67	0.072	0.269	29.01	2.203	24.806	0	21.64	46.446	77.66
% increase/decrease					149				354					-83.73	-73.41



FY	No. of Employment	Land Acquisition (in Ha)	Compensation paid (₹ In Cr.)	Payment done for transfer of Govt. land (in Cr)	Payment under RFCTLARR Act,2013	Total Amount involved in the FY (₹ In Cr.)
2023-24	0	2.69	6.39	149.79	87.51	292.11
2024-25	6	6.70	29.01	24.81	21.64	77.66

14. FOREIGN COLLABORATION:

At Present there is no foreign collaboration project under implementation in BCCL.

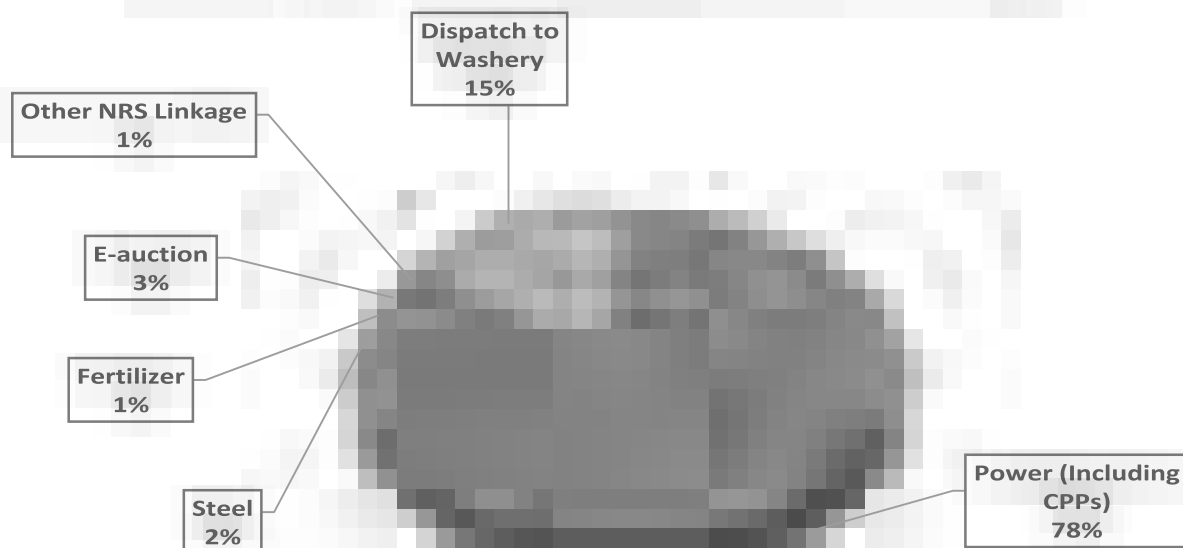
15. MARKETING

15.1 Details of supply of raw coal:

Sector	Target (MT)	Actual in 2024-25 (MT)	% Achievement	Actual in 2023-24 (MT)	% Growth over last year
Power (Including CPPs)	32.00	29.69	92.8	30.81	-3.64
Steel	1.70	0.85	49.8	1.00	-15.00
Fertilizer	0.52	0.39	75.5	0.49	-20.41
E-auction	1.80	1.13	62.7	1.45	-22.07
Other NRS Linkage	0.65	0.47	72.0	0.59	-20.34
Dispatch to Washery	8.33	5.72	68.6	4.86	17.70
Internal consumption	0.0	0.0	0.0	0.0	0.0
TOTAL	45.00	38.25	85.0	39.19	-2.40

Note: As per AAP target of CIL

SECTOR-WISE SHARE OF RAW COAL DESPATCH IN 2024-25



15.2 (A) Sales Realisation

Details of gross sales vis-à-vis realization during last five years is placed below:

SI. No.	Year	Gross Sales* (₹'Cr.)	Realization (₹' Cr.)	% of Realization
1	2024-25	18524.34	18551.79	100.15%
2	2023-24	18892.54	19143.36	101.33%
3	2022-23	17337.06	17211.29	99.27%
4	2021-22	13583.90	15916.82	117.17%
5	2020-21	8959.95	8005.91	89.35%

*It represents the Gross Bill Value.

15.3. e-Auction:

During the FY 2024-25, CIL e-Auction Scheme 2022 (Single Window Mode Agnostic e-Auction) was conducted for Coal & Coal products and a total quantity of 78.46 Lakh tonnes was offered, out of which bid for 26.52 Lakh tonnes was received and the actual quantity sold out was 20.89 Lakh tonnes. Performance of e-Auctions is as follows:

BCCL: Scheme-wise e-auction performance during 2024-25:

2024-25			
Scheme Name	Bid Quantity (LT)	Lifted Quantity (LT)	Gain on Notified price (₹' Cr.)
SWMA e-auction (Previously known as Spot e-auction)	26.52	20.89	464.40

Note: As per guideline from CIL, only Single Window Mode Agnostic e-Auction is required to be conducted as all auctions are combined into one window. Lifted quantity also includes despatch against last year booking in e-auction.

15.4. Power Consumer wise supply under FSA 2024-25:

Name of Power Company	ACQ in 2024-25 (LT)	Supply of Coal and Coal Products (LT)	% Materialisation
DVC	115.51	113.58	98%
NTPC	36.83	51.40	140%
UPRVUNL	2.82	5.52	196%
HPGCL	18.84	25.88	137%
PSPCL	8.48	7.56	89%
DPL	8.11	10.84	134%
MPL	18.43	22.81	124%
CESC	4.58	5.69	124%
MGTPP	8.89	10.35	116%
TOTAL POWER UTILITY	222.49	253.63	114%



Note: Supply of coal to PSPCL under FSA includes supply to Nabha Power Limited as per **Flexi Policy** during FY 2024-25.

16. FOREIGN EXCHANGE EARNING & OUTGO:

16.1 Procurement of goods during 2024-25

BCCL made a total procurement of goods amounting to ₹591 Crores (approx.) out of which ₹312 Crores was from GeM. The balance procurement was against bilateral agreements concluded by CIL with CPSU Oil Companies for supply of HSD, procurement against depot agreements concluded with OEMs for supply of HEMM spares, Magnetite powder directly from UCIL (CPSE) and lastly for timber from WB Forest Development Corporation.

16.2 GeM procurement during 2024-25

As per MOU, BCCL has to achieve 100% of target set for GeM procurement. Achievement of BCCL is as under :

Sl	Item	Target (₹'Cr)	Actual (₹'Cr)	Achievement (%)
1	Goods	260.00	311.97	119.99%
2	Service	2800.00	3855.67	137.70%
	Total	3060.00	4167.64	136.20%

16.3 Procurement from MSE as per Govt policy in compliance with MoU

As per MoU guidelines circulated by CIL, the targets set for procurement from MSEs was achieved as under,

Sl	Item	Target (₹'Cr)	Actual (₹'Cr)	Achievement (%)
1	Goods	73.00	116.30	159.32 %
2	Mining Services	500.00	1188.97	237.79 %
3	Other Services	7.00	24.51	350.14 %
	Total	580.00	1329.78	229.27 %

16.4 Orders placed under IT Initiatives

Multiple orders were placed during 2024-25 for implementation of IT Initiatives in the company :

Sl	Item	Qty (Set)	Order Value (₹'Cr)
1	RFID based boom barrier system along with public address system & weighbridge cantering system	80	10.04
2	Automation of diesel bowser	12	2.03
3	60T and 100T weighbridges	41	29.97
4	Integrated Command Control Centre (ICCC)	01	78.43
	Total		120.47

16.5 HEMM procurement during 2024-25

All HEMMs as per indent raised by Excavation department were purchased within the year :

Sl	Item	Qty (nos)	Order Value (₹'Cr)	Capex (₹ 'Cr)	Capex Realized (₹ 'Cr)
1	410 HP Dozer	5	31.35	18.03	18.03



2	160 MM Drill	5	31.25	15.59	--
	30T Crane	2	3.53	3.53	--
	40T Crane	1	1.93	1.93	1.93
	Total		68.06	39.08	19.96

16.6 On boarding TReDS portal,

BCCL was already on board RXIL portal before 2024-25. As per MOU stipulation, BCCL has on boarded all three new TReDS portal in 2024-25 Therefore, BCCL is on board all four TReDS portal as under,

- a. RXIL (Receivables Exchange of India Limited), b. Invoice mart (A-treds Ltd), c. M1exchange (Mynd Solutions Pvt. Ltd.), d. C2-treds (C2F0 Factoring Solutions Pvt Ltd).

16.7 Sale of Scrap

Amount realized through sale of scrap material during last three years is as under:

(₹*Cr)

2024-25	2023-24	2022-23
18.01	8.67	16.26

17. QUALITY CONTROL

17.1 Sampling (Third Party Sampling Status)

- a. **Grade Confirmation percentage, on account of Third Party sampling/Joint sampling, from FY 2021-22 to FY 2024-25:**



As on date, for FY 2024-25, the grade confirmation on account of Third Party sampling/Joint Sampling (without referee results) for the period April 2024 to February 2025 is **91.3%**, which is more than 90% guideline set by MoC.

- b. Third Party Sampling activity at loading end of BCCL for Power & Non-Power Sector is being done by Third Party Sampling Agencies, which have been empaneled by Power Finance Corporation, under the aegis of Ministry of Power (MOP) after discontinuance of CSIR-CIMFR since 11.11.23.



Successful implementation of Third Party sampling at all loading points, for majority of the consumers of BCCL for all modes of coal dispatch is done and for rest of the Consumers it is under process. As per FSA & MoU, all enabling conditions have been fulfilled by BCCL for Third Party Sampling. If for any unavoidable circumstance(s) third party sampling agencies are not able to undertake the sampling work, Joint Sampling is conducted at the loading end as per provisions of FSA.

17.2 Achievements during 2024-25

- a) For FY 2023-24, grade confirmation on account of Third Party sampling/Joint Sampling after receipt of referee results has improved from **94.2% to 96.1%**.
- b) During FY 2024-25, new grade of 13 seams (ROM fraction) and of 03 seams (STEAM fraction) of various collieries have been notified.
- c) BCCL received 2nd prize in Corporate Award for Quality Awareness in 50th CIL Foundation Day.
- d) Online Grade Reconciliation with Consumers of BCCL for FY 2022-23 has almost been completed
- e) Successful implementation of ERP & SAP in Quality Control Dept.

17.3 Action taken for improvement in Quality & Consumers Satisfaction

- a) SOP for maintenance of grade & supply of crushed coal to the consumers has been distributed to areas of BCCL. The SOP specifies roles & responsibilities of officials in every stage of coal production & dispatch, supplying crushed coal, free from boulders & extraneous materials, to the consumers.
- b) Officials of QC Department make regular inspection of sidings to monitor grade of dispatched coal and thereafter detailed discussion are held with area authorities regarding improvement in quality of coal dispatched.
- c) Grade slippage report of every area is compiled on monthly basis and is circulated to concerned areas every week for taking corrective measures.
- d) Quality Awareness Drives conducted by Quality Control Department in areas of BCCL.

- e) Quality Coordination meetings with all Area Sales Managers/ Area Quality Managers are held every month to discuss the issues related to quality, size dispatches, third party sampling etc.
- f) A dedicated team, comprising officers, supervisors & workers, has been deployed in each shift at every loading point for supervision of third party sampling work. The team(s) is instructed to ensure that the sample is collected & prepared in proper manner by the third party sampling agency(s).
- g) Sensitization of concerned officials for their duty to ensure quality coal supply to consumers.
- h) All Supervisory and managerial personnel, who are directly involved in production & dispatch have been advised to produce only quality coal by:
 1. Adapting Selective Mining
 2. Evolve suitable drilling/ blasting pattern
 3. Segregation of stones & shale at source itself
 4. Careful loading into truck at the faces and stock yard.
 5. Selective handling of contaminated coal occurred due to fire in seams & other mining problems.
- i) Proper lighting arrangement at working places/coal dump/railway sidings.
- j) Maintaining separate stock piles for fiery & non-fiery coal.
- k) In case of fiery seams, separate grades have been declared by CCO for fire & non-fire zones of the particular coal seam.
 - l) Brainstorming at all levels of management for remedial measures to produce & dispatch good quality coal as per the declared grade and thereby to mitigate grade slippage
- m) For promoting consumers' satisfaction, Meeting(s), telephonic/ text message conversations with consumers of BCCL to discuss the issues regarding quality & sized coal dispatches and grievance redressal is done.



- n) Complaint regarding receipt of poor quality coal and/or oversized coal mixed with large sized extraneous material received from power house(s)/ consumers is immediately communicated to concerned authority within same day. Concerned Authority are asked to take suitable remedial steps. Further, officials of QC Dept. visit the concerned area to assess siding(s), dumps & the coal being dispatched to the consumers and discussions are held with the area authorities regarding dispatch of good quality & crushed coal to consumers, to eliminate the complaint(s) for future.
- o) At the end of every month, stone assessment is conducted at various power houses jointly by BCCL & concerned power house officials (as per FSA).

18. CONSERVATION OF ENERGY

18.1 Energy Consumption

Description	2024-25	2023-24
Purchased Unit(MKWH)	858.52	815.02
Total billed amount (₹Cr)	427.63	472.88

19. SAFETY

Accident Statistics 2024-25 vis-à-vis 2023-24:

PARTICULARS	2024-25	2023-24	Percentage of Change
No. of Fatal Accidents	3	4	(-) 25%
No. of Fatalities	3	5	(-) 40%
No. of Serious Accidents	1	5	(-) 80%
No. of Serious Injuries	1	6	(-) 83%

There has been reduction in fatalities by 40% in 2024-25 compared to 2023-24.

There has been reduction in serious injuries by 83% in 2024-25 compared to 2023-24.

The reduction in fatalities & serious injuries in 2024-25 compared to 2023-24 is due to adopting strict safety provisions compliances, such as implementation of SOPs in true spirit, regular review & updating the Safety Management plan (SMP), completing the statutory safety audit within the scheduled time-frame & regular conducting special safety drive on burning safety topics, etc.

SAFETY FIRST - Safety is always the utmost priority of CIL. Safety is ingrained in the mission statement of CIL and is one of the most important components in overall business strategy. CIL has framed a well-defined “Safety Policy” to ensure safety in all mines and its establishments. CIL has already established a multi-disciplinary Internal Safety Organization (ISO) in all subsidiaries for the implementation of CIL “Safety Policy”. All operations, systems and processes of BCCL are meticulously designed and planned with due regard to safety, conservation, sustainable development and clean environment. Work place hazards and associated risks of mining operations are identified and Safety Management Plan is prepared for each mine. BCCL always encourages employees’ participations in safety management so as to promote a proactive safety culture and improve safety awareness amongst all employees. Several initiatives are being taken to achieve “Zero Potential (ZHP)” in mines.

A. Statutory Framework governing Coal Mines Safety:

Coal mining, world over, is highly regulated industry due to presence of many inherent, operational and occupational hazards. Coal Mine Safety Legislation in India is one of the most comprehensive and extensive statutory framework for ensuring occupational health and safety (OHS). The operations in coalmines are regulated by the Occupational Safety, Health and Working Conditions Code, 2020 (subsuming the Mines Act -1952), the Mine Rules -1955, the Coal Mine Regulation-2017 and several other statutes framed there under. Some of the important statutes related to coal mine safety are as follows:

Sl. No.	Statute
1.	Occupational Safety, Health and Working Conditions Code, 2020 (replaced the Mines Act- 1952)
2.	The Mines Rules -1955
3.	The Coal Mines Regulations -2017
4.	The Mines Rescue Rules -1985
5.	The Electricity Act- 2003
6.	The Central Electricity Authority (measures related to safety & supply) Reg. - 2010



7.	The Mines Vocational Training Rules -1966
8.	The Mines Crèche Rules -1966
9.	The Indian Explosive Act, 1884
10.	The Explosive Rules - 2008
11.	The Indian Boiler Act, 1923
12.	The Mines Maternity Benefit Act & Rules -1963
13.	The Workmen Compensation Act - 2010
14.	The Factories Act - 1948 Chapter -III & IV

B. Safety Policy of CIL adopted in BCCL:

Safety is always given prime importance in the operations of CIL as embodied in the mission. CIL has formulated a Safety Policy for ensuring safety in mines and implementation of which is closely monitored at several levels.

1. Operations and systems will be planned and designed to eliminate or materially reduce mining hazards.
2. Implement Statutory Rules and Regulations and strenuous efforts made for achieving superior standards of safety.
3. To bring about improvement in working conditions by suitable changes in technology.
4. Provide material and monetary resources needed for the smooth and efficient execution of Safety Plans.
5. Deploy safety personnel wholly for accident prevention work.
6. Organize appropriate forums with employees' representatives for Joint consultations on safety matters and secure their motivation and commitment in Safety Management.
7. Prepare annual Safety Plan and long term Safety Plan at beginning of every calendar year, unit-wise and for the company, to effect improved safety in operations as per prevailing geo-mining conditions to prepare the units for onset of monsoon, to fulfill implementation of decisions taken by Committee on Safety in Mines and Safety Conferences and to take measures for overcoming accident proneness as may be reflected through study of accident analysis, keeping priority in sensitive areas of roof-falls, haulage, explosives, machinery etc.

8. Set up a frame work for execution of the Safety Policy and Plans through the General Managers of Areas, Agents, Managers and other safety personnel of the units.
9. Multi-level monitoring of the implementation of the Safety Plans through Internal Safety Organization at the Company Headquarters and Area Safety Officers at area level.
10. All senior executives at all levels of management, will continue to inculcate a safety consciousness and develop involvement in practicing safety towards accident prevention in their functioning.
11. Institute continuous education, training and retraining of all employees with the emphasis laid on development of safety oriented skills.
12. Continue efforts to better the living conditions and help of all the employees both in and outside the mines.

C. To implement CIL Safety Policy, the following are provided:

1. Provision of adequate funds for safety.
2. Deployment of adequate manpower exclusively engaged for safety jobs.
3. A well-structured and multi-disciplinary Internal Safety Organization (ISO) established in all the subsidiaries of CIL to monitor implementation of CIL's Safety Policy.

D. Functions of Internal Safety Organization (ISO):

BCCL has established a structured multi-disciplinary Internal Safety Organization (ISO) to assist the line management at various levels in matters related to mine safety. The major functions of ISO are as under:

- Functions of ISO is multi-disciplinary in nature.
- Functions of the ISO are both audit and advisory in nature.
- ISO examine mine plans and schemes of every mine at least once a year.
- Make one inspection in each mine at every three months.
- Dangerous conditions observed during inspection are rectified through line management.



- Review the safety performance:
- All applications sought for permission for opening/reopening of a district are independently checked by the ISO.

Major functions of Corporate Safety & Rescue Division (ISO) of BCCL:

- Inspection of mines to review safety status of mine & follow up action thereof to improve safety standard of mines.
- Fact finding enquiry into fatal accidents and major incidences.
- Maintenance of accidents / major incidents database.
- Analysis of mine Accident Statistics in order find action plan.
- Monitoring mine Safety Audit.
- Imparting specialized training by SIMTARS accredited trainers to unit level and Area level executives, mine officials and members of Safety Committee.
- Framing of internal Technical Circulars / Management Guidelines / Advisory related to safety issues and monitoring implementation thereof.
- Monitoring safety related R&D activities in BCCL.
- Organizing meeting of Bi-partite & Tri-partite Safety Committee and monitoring recommendations / suggestions made during meeting.
- Monitoring mine rescue preparedness at different mine rescue establishments.
- Actively participated in organizing the meeting of Standing Committee on safety in coal mines and monitoring recommendations / suggestions made during meeting.
- Liaisoning with various agencies on the matter of mine safety and ISOs of various subsidiaries.
- Monitoring of CIL Safety Information System (CSIS) database and ensuring timely updation.

- Response to parliamentary questions related to mine safety including queries raised by different standing committees such as standing committee on Steel & Coal, standing committee on labour, as well as questions raised by COPU, MOC, CA&G and VIPs and information sought under the Right to Information (RTI)- 2005.

E. Analysis of Mine Accident Statistics of BCCL

Accidents statistics is the relative indicator for safety status in mines. Over the years the safety performance of BCCL in terms of accident has improved significantly. This improvement in safety is attributed to the following factors:

- Collective commitment and synergetic collaboration of the management and employees.
- Use of state-of-the-art technology in the field of mining methods, machineries and safety monitoring mechanism.
- Constant vigil, round the clock supervision and assistances from all concerned quarters.
- Continuous improvement in knowledge, skill and awareness of workforce through imparting quality training and relentless safety awareness drives.

F. Steps taken for improvement in Safety in Mines in BCCL:

BCCL has pursued several measures in recent years along with the on-going safety related initiatives, apart from compliance of statutory requirements for enhancing safety standard in mines of BCCL and its Subsidiaries, which are given below:

- Preparation and sharing of Video Clips or Animation films:** Video Clips / Animation Films on various Mine Safety Procedures, Dos & Don'ts related to operation and Accident Analysis are being prepared for mutually sharing amongst all employees. These video clips or Animation films are being used widely during training programmes organized at different VTCs and other establishments also. This endeavor



is expected to enhance safety awareness amongst all employees and to develop the best safety cultures at grass root level.

- ii. **Conducting Safety Audit:** Safety Audit is conducted for assessing safety status and to identify deficiencies, if any. Safety Audits of Mine are being done through Inter-Area Safety Audit teams. Safety Audit also suggests the remedial measures for improving safety standard. ISO of respective subsidiary is entrusted to monitor the whole process.
- iii. **Safety Management Plans (SMPs)** – Site-specific risk assessment based SMPs have been prepared for each mine of CIL by involving mine officials and workmen and the same are being reviewed on regular basis. Implementation of SMPs are being monitored through Internal Safety Organization (ISO) of each subsidiary. The process of Safety Management in mines is continuous and on-going for improving safety standards of mines.
- iv. **Principal Hazards Management Plans (PHMPs):** Principal Hazards Management Plans (PHMP) are formulated as a part of Safety Management Plan (SMP) to avert any mine disaster or major mine accident. Trigger Action Response Plan (TARP) are prepared to deal with emergency situations effectively.
- v. **Standard Operating Procedures (SOPs):** Site-specific, Risk Assessment based Standard Operating Procedures (SOPs) for all Mining and Allied operations are framed and implemented. The SOPs are being updated on regular basis to cater to the changing mine conditions.
- vi. **Special Safety Drives on different Safety Issues:** Special Safety drives on various safety issues were organized to improve standard of mines safety and enhance safety awareness amongst employees.
- vii. **Issuance of Directives and Guidelines on various safety issues-** Several technical guidelines / internal technical circulars are issued from CIL for improvement in standards of mine safety.

viii. **Roadmap for improvement** in safety culture and safety climate of mine prepared and is being implemented.

ix. **Personal safety counselling** of identified employees are being conducted for enhancing safety.

Apart from the above specific actions, the following measures are continued for improving safety standards:

x. **Adoption of the state-of-the art mechanism for Strata Management**

- a. Scientifically determined Rock Mass Rating (RMR) based Strata Support System.
- b. Mechanized Drilling for Roof bolting.
- c. Use of Resin Capsules in place of Cement capsules.
- d. Use of modern Strata Monitoring Instruments.
- e. Strata Control Cell for monitoring efficacy of strata support system.

xi. **Mechanism for monitoring of mine environment:**

- a. Detection of mine gases by Multi-gas detector, Methanometer, CO-detector etc.
- b. Continuous monitoring of mine environment by installing Environmental Tele Monitoring System (ETMS) & Local Methane Detectors (LMD) etc.
- c. Regular Mine Air Sampling and Analysis by using Gas Chromatograph.
- d. Personal Dust Sampler (PDS) for detecting dust concentration.
- e. Use of Continuous Ambient Air Quality Monitoring System (CAAQMS) in large OCPs to assess the ambient dust concentration.

xii. **Strengthening Water Danger Management:**

- a. Conducting Check Survey & Joint Survey to eliminate errors in mine survey.
- b. Preparation and maintenance of seam-wise Water Danger Plan.



- c. Preparation and implementation of Monsoon Action Plan.
- d. Adequate Pumping Facilities with adequate capacity of Sumps.
- e. Liaison with the State Meteorological Dept. & Dam Authorities.
- f. Construction of Embankments against water bodies.

xiii. Training on Mine Safety:

- a. Initial and Refresher training & On-the- Job Training as per statute.
- b. Training on Simulators to HEMM operator
- c. Skill up-gradation of frontline mine officials on continual basis on various topics.

- d. Sensitization of all employees including Members of Safety Committees and contractual workmen on regular basis.
- e. Training on Risk Management by SIMTARS accredited executives of CIL.

xiv. Mine Safety Inspection:

- Round-the-clock Supervision of all mining operations.
- Regular Inspection by Workmen Inspectors appointed in each mine.
- Regular mine Inspection by officials of Internal Safety Organization of respective subsidiary and CIL.

BRIEF DESCRIPTION OF FATAL ACCIDENTS DURING 2024-25

Name Designation/Age	Colliery/ Area	Date/Time /Shift / Place of Accident	Cause	Brief description of Accident/ Occurrence
1. Lt Munna Chauhan Shovel Operator 47Years Contractual Employee	Kankanee OCP/ Sijua Area	05.01.2025/ 12:10 PM/2 nd Shift/ Coal Bench	Burn Injury	While extraction of fiery coal by submerging it in a small water reservoir made for cooling hot coal, steam broke out causing burn injury to deceased shovel operator, who later succumbed to injury.
2. Lt Bidasagar Pandey Mining Sirdar (SCPA) 58Years Departmental	Basantimata Dahibari OCP/CV Area	09.01.2025/8:40 PM /2 nd Shift/ OB Dumpyard	Hit by fallen object	Deceased Workmen was posted at OB Dumping for supervising the job. He took wrong side to guide the dumper operator and failed to judge the safe distance. During unloading of OB from Dumper a boulder toppled and hit the victim. Thus he got fatal injury.
3. Lt Kuldeep Saw Electric Helper 47Years Departmental	Kujama OCP/ Lodna Area	12.02.2025/ 16:30 PM/2 nd Shift/ Surface Sub-station	Electrocution	Due to improper shut-down procedure, the victim got electric shock and succumbed to injury.



BRIEF DESCRIPTION OF SERIOUS ACCIDENTS DURING 2024-25

Name	Colliery/ Area/ Place	Date/Time /Shift	Brief description of cause of Accident/ Occurrence
Sri Lalan Chauhan, Fitter helper, Dept employee Age – 52 years	AMP Colliery/ Barora Area/ surface	06/06/2024 09:50 PM 2 nd Shift	Fall on the same level ground near attendance room causing injury on heap and fracture in the bone of heap.

NEAR-MISS DURING 2024-25

Date	Mine/Area	Brief Description with cause
22.02.2024	Left out patch of AMP Colliery, Barora Area	The berm (loose material) got washed from leakage of water from delivery range at top bench and carried to 2 nd bench, where it was arrested. The charging operation was going on in bottom bench and all persons engaged in charging escaped safely.
05.03.2024	Moonidih UG, W J Area	While support work was in progress at 400MH Loco lateral, during dismantling of wooden cogs, 04 nos. of wooden sleepers fell simultaneously at the moment and persons engaged for supporting work escaped from any injury due to saving themselves by running away from the sight.
15.06.2024	Nichitpur OCP, Sijua Area	At 10:30 AM, maintenance crew of dozer section was engaged in fitting chain in a dozer. Suddenly, an iron chip slipped off from the chain of dozer and hit the body of one of the fitter helper working there. However, he was safe since the iron chip could not penetrate his clothes.

DANGEROUS OCCURRENCE 2024-25– 01 No.

Date	Mine/Area	Brief Description with cause
27.09.2024	ROCP, Bastacolla Area	Sliding of Haul road & OB benches due to seepage of water in suspected hidden slip between III Top & III Bottom seam in north-east side of quarry.

G. CORRECTIVE ACTIONS TAKEN TO PREVENT RECURRENCE OF SIMILAR PAST INCIDENTS IN FUTURE

- A thorough discussions & analysis of accidents in subsequent Pit Safety Committee Meetings of all mines of BCCL.
- Job Hazard Analysis (JHA) based COP & SOPs formulation & implementation.



- Check-list based inspections by ISO, ASO & other statutory persons.
- Periodic Review & Audit of Safety Management Plan (SMP).
- Enforcing the 'Safety Discipline' in the principle of "Zero Tolerance" for Safety violations.
- Implementation of all the 15 parameters of Mine-wise 'Road Map to Safety'.
- Enforcing the practice of 'Pre-shift Safety Talk' in all mines of BCCL.
- Organising monthly safety drives & Safety Campaign including 'family counselling, health counselling & personal counselling'.
- Strengthening the organisation of PSC & Workmen Inspector by providing quality training at HRD, BCCL and also outstation training.

H. ANNUAL MINES SAFETY FORTNIGHT-2024 – Events Organized successfully in BCCL Mines as under-

Name of Events	Period for Organizing the events
Trade Test for UG/OCP/E&M/Excavation Module	8 th Jan-11 th Jan, 2025
Rescue Room Inspection	22 nd Jan- 24 th Jan, 2025
First Aid Competition at MRS, Dhansar	Not held this year
Inspection of Operative/Productive Mines & other establishments (PME Centre, VTCs, CHPs, Sidings, Workshops etc.)	13 th Jan – 25 th Jan, 2025
Final Day Function at Tata Steel Mines, Digwadih	12 th March, 2025

I. SPECIAL EVENT CARRIED OUT BY BCCL IN 2024-25

The 53rd All India Mines Rescue Competition-2024 was held at Mines Rescue Station, Dhansar, BCCL from 16th Dec'2024 to 20th Dec 2024 successfully under the aegis of DGMS. Twelve Coal mining companies (CIL – 6 nos.) & Six non-coal mining companies of India having a total of 27 Male team & 05 nos. Female team (Total= 32 teams) participated in this competition. Total nos. of participant in this competition was 256 & teams were sub-divided into 'Team-A' & 'Team-B'. 21 nos. of DGMS officials & 06 nos. of Doctors from different companies performed as the judges of the competition.

Overall BCCL won 6 prizes in different categories -

- 1 – Overall- 1st – Team B
- 2 – Overall -3rd – Team A
- 3 – Rescue & Recovery -1st – Team B
- 4 – First Aid -3rd – Team A
- 5 – Best Captain – Team A
- 6 – Best Member – Team B

J. MINES RESCUE STATION (MRS), DHANSAR has been accorded permission by DGMS to function as 'Training Centre for imparting First-Aid training and issuing First-Aid Competency Certificate' – Vide Permission letter No. DGMS/OH(HQ)/First Aid/01/2023/02/08 Dhanbad dated 24.02.2023 DGMS has granted permission to Mine Rescue Station, Dhansar, BCCL as a center for imparting training in First Aid and issuing First Aid Certificate.



In 2024-25, the following number of First Aid Certificate has been issued by MRS Dhansar-

Departmental- Male employee – 229

Departmental – Female employee – 34

Contractual workmen – 04

TOTAL - 307

Private Candidates – 40

K. MEDICAL CHECK-UP AND COUNSELLING

As decided in the 144th CMDs Meeting held on 16th July, 2021 to conduct ‘Medical check-up and Counselling’ of the high-risk group of employees (plus 50 years of age) deployed in active mining operation.

In compliance of above decision taken in 144th CMDs Meet, various areas of BCCL has organized these special drives since August, 2021 on monthly basis.

L. SPECIAL SAFETY DRIVES UNDERTAKEN IN 2024-25.

TOPIC	PERIOD
To identify, pin-point & remove the unsafe conditions of installing pump stations, blasting shelter or other establishments near the vicinity benches under fire in fiery OC Patches of BCCL	APRIL, 2024
<u>OC Mines</u> – “Monitoring the dump slope stability of OC mines, maintenance & repair of haul roads & separate road for LMVs.” <u>UG Mines</u> – “Strata control & Monitoring issues & preventive measures against Inundation.”	MAY, 2024
Safety Systems in Coal Dispatch Processes through Road mode, Rail mode & applicable SOPs for Coal dump-yard handling a traffic of road dispatch trucks.	JUNE, 2024
1.Safety Systems in the practices related to Drilling, Use of explosives, blasting in Coal & OB benches of OC Mines. 2. Efficacy of LOTO Systems in sub-stations of BCCL mines/ establishments.	JULY, 2024
1.Monitoring the maintenance of O/H lines, Sump & garland drain cleaning & installation of pumps & Pontoons.	AUGUST, 2024

TOPIC	PERIOD
2. Family Counselling - Involving family members of the workers while imparting Safety Awareness Programme for maximum reach	
Review of SMP, JHA & SOPs applicable in UG & OC mines & other surface installations.	SEPTEMBER, 2024
Safety systems in the operation & maintenance of Electrical installations, Transmission lines, Earthing, Protective Relays, Sub stations in OC mines – both departmental & HoE patches. 2. Safety Systems in Mine Lighting – Both UG & OC patches.	OCTOBER, 2024
1.Safety Systems in Coal Dust management & fire-fighting arrangements in UG mines. 2. Safety Systems in the operation & maintenance of Water Tankers/ sprinklers, Mobile Mist Sprayers, Maintenance & Service Van, Diesel Bowsers, Diesel dispensing arrangements, Explosive Vans, LMVs used for transportation of men	NOVEMBER, 2024
1.Safety Systems in Traffic Management & surveillance system for coal & OB transportation from mine faces to dumping destination in all OC patches.	DECEMBER, 2024



TOPIC	PERIOD
2. Technical Audit of Equipment Fire (Both UG & OC) & efficacy of Safety features/gadgets in Dumpers/Tippers/Shovels/Dozers & Drills in OC Mines.	
Video display of SOPs (preferably in local languages) applicable for HEMM operators of Hired OCs & Departmental OCs as specified under High Power Committee Recommendation (of CIL) dated 09.07.2021 – At Contractor's camp, VTCs, Attendance Rooms & Workshops on LEDs or through Projector on screens.	JANUARY, 2025
1. Safety System in Electrical Installation & Power Supply in UG Mines. 2. Celebration of Annual Mines Safety Fortnight – 2024 in all mines of BCCL	FEBRUARY, 2025
To identify, pin-point & mitigate the principal dangers/ Hazards associated with the mining activities in the OC mines from working in the vicinity of High wall during its regular operational activities.	MARCH, 2025

M. OTHER SAFETY MEASURES TAKEN IN 2024-25

PARAMETERS	IMPLEMENTATION STATUS
SMP (Safety Management Plan)	SMP has been prepared by all working mines of BCCL and Review of these SMPs have been done in association with ISO.
Safety Audit: 2023-24	Phase I, II & III of Safety Audit-2024-25 of all the working mines of BCCL has been completed and Report submitted. Deficiencies pointed out in all the three phases of safety Audit is under the process of rectification by concerned mines.
Monthly meetings with ASOs of GM (S&R)	Regularly held in all the months

PARAMETERS	IMPLEMENTATION STATUS
Guidelines issued by ISO for Contractual manpower	Guidelines issued by CIL from time to time for compliance of safety provisions by Contractual persons are communicated to concerned areas for implementation. Additionally, ISO Nodal Officers during their inspections ensures that these guidelines are being followed by contractual employees and necessary observations recorded in its Inspection Report and compliance status monitored.
Inspections of mines by ISO officials	On an average 16 nos of Inspections per month have been carried out by ISO officials of different mines of BCCL.
Pit Safety Committee Meetings in different units	Held twice in every months in each mines of BCCL
Workmen Inspector's Inspections in different units	Done as per statutory provisions

N.(I) MOCK REHEARSAL ON FIRE, INUNDATION & DUMP SLOPE STABILITY-

In the year 2024-25, a total of 95 (Ninety Five) nos. of Mock Rehearsals have been conducted in different Mines of BCCL to check the preparedness in case of emergency arising due to **FIRE, INUNDATION & DUMP SLOPE STABILITY-**

PARAMETERS	2023-24	2024-25
Mock Rehearsal on fire, inundation & dump slope stability in all mines of BCCL	96 nos.	95 nos.

(ii) BI-PARTITE INSPECTION (AREA LEVEL) -

Team consisting of BCCL Safety Board members & HQ officials along with mine officials inspected mines/washeries of BCCL, the details are as below:



2024-25	
Date of inspection	Mines/Area inspected
15.04.2024	Sijua Area
17.07.2024	Govindpur Area
30.08.2024	Katras Area
24.09.2024	C V Area
09.12.2024	Barora Area
13.12.2024	W J Area
16.01.2025	Block-II
03.02.2025	E J
07.03.2025	P B
10.03.2025	Moonidih & Mohuda Washery
25.03.2025	Patherdih Washery

- (iii) **Area level Tripartite Safety Committee** Meeting held with DGMS officials , Management & Area safety committee for reviewing safety status in 2021 , the details are as below:

2024-25	
Date of Meeting	Name of Area
12.12.2024	C V Area
10.01.2025	W J
29.01.2025	Katras
05.02.2025	Barora
06.02.2025	Govindpur
19.02.2025	Sijua
26.03.2025	P B

- (iv) **Company level Bi-partite Safety Committee** Meeting held with BCCL Management & Safety Board Members for reviewing safety status, the details are as below:

2024-25	
Date of Meeting	Held at
28.03.2025	Level-III, BCCL HQ

- (V) **Company level Tri-partite Safety Committee** Meeting held with DGMS Officials Management & Safety Board Members for reviewing safety status, the details are as below:

2024-25	
Date of Meeting	Held at
19.06.2024	Level-III, Koyla Bhawan, BCCL HQ,

O. SCIENTIFIC STUDY OF VARIOUS PARAMETERS UNDER CMR- 2017 –

In compliance of Regulation no. 106(2), 196 and Regulation no. 123(1) of Coal Mines Regulations - 2017, Scientific Studies in respect of ‘Ultimate Pit Slope, dump slope and slope stability’ in case of mechanized opencast working (Reg no. 106(2)), Blasting Study in OC Mines (Reg No. 196), ‘Strata control and Monitoring plan (SCAMP)’ – Reg no. 123(1) and RMR determination (Reg no. 123(2) has been carried out in different mines of BCCL through ‘Scientific Agencies’ such as CIMFR, IIT-ISM Dhanbad, IIT BHU, IIT Kharagpur, BIT Sindri, NIT Jodhpur etc. So far from the inception of Reg No. 106 (2) in 2017, till March, 2025 the status of scientific Studies on different parameters conducted in various mines of BCCL is as under-

PARAMETERS	NUMBER
Ultimate Pit Slope, dump slope and slope stability in OCPs	39 OB dumps
Blasting Study in OC Mines (Reg No. 196)	19 OC Patches
Strata control and Monitoring plan (SCAMP) – Reg no. 123(1) and RMR determination (Reg no. 123(2) & Structural Stability Test	11 in 06 UG Mines
TOTAL	69 Nos.

P. STATUS OF PROCUREMENT ACTION TAKEN FOR SAFETY ITEMS FOR 2024-25

Name of Item	Material Budget Approved against Requirement for 2024-25 excluding previous year's stock	Procurement action
Mining shoes- Male	8749 Pairs	PO to be placed in April, 2025
Mining shoes- Female	2108 Pairs	



Helmet	8019 pieces	
Gumboot	14241 pairs	

Q. MINES RESCUE SERVICES THROUGH MRS, DHANSAR, BCCL

A. INTRODUCTION: - Mines Rescue Station (MRS) Dhansar is providing services to coal mining industries of India from 1941 up to 1985 under Central Coal Mines Rescue Station Committee, a Central Govt. organization. After 1985 administratively controlled by BCCL and providing services to all mines of BCCL, TATA-STEEL Jharia division and SAIL-CD through MRS and its three rescue room, viz. RR Moonidih, RR Sudamdih and RR Madhuban.

Location: - Mines Rescue Station BCCL is situated on the west side of Dhanbad-Jharia road at Dhansar, and 4.0 km away from Dhanbad railway station.

Rescue Room Moonidih is situated at a distance of about 12 km from railway station Dhanbad. It is 6 km from nearest railway station Karkend and just near Moonidih Project BCCL.

Rescue Room Sudamdih is situated at a distance of about 19 km from Dhanbad Railway Station, Dhanbad. It is near railway station Bhowrah and just opposite of Regional Hospital Sudamdih.

Rescue Room Madhuban is situated at a distance of about 35 km from railway station Dhanbad. Its nearest railway station is Jamuni Halt.

B. JURISDICTIONS OF MRS AND ITS THREE UNITS:-

Sl. No.	Name of Units	Control Room no	Serving Collieries
1.	MRS Dhansar	9931188280	All Collieries of BCCL, TATA Steel Jharia Division & SAIL-CD.
2.	RR Moonidih	9931188284	All Collieries of PB area and WJ area.
3.	RR Sudamdih	9931188281	All collieries of EJ area and SAIL-CD.
4.	RR Madhuban	9931188285	All collieries of Katras, Govindpur, Barora, Block II area and Lohapatti Colliery.

C. Total nos. of Rescue Trained Persons under MRS = 273

(BCCL Employee = 217, TATA-STEEL employee = 29, SAIL-CD employee = 23)

D. APPARATUS DETAILS:- At MRS Dhansar and its three units all the apparatus are maintained as per Mines Rescue Rule 1985 Rule 11(1) and (2) of Schedule-I and Schedule-II to meet any exigencies arising due to Mine disaster-

- SCBA-114 Nos.
- Reviving Apparatus- 26 nos.
- SCSR- 24 Nos.
- AC Rescue Van – 1 no.
- Fire Tender-1 no.
- Bucket Stretcher- 4 no.
- Air lifting Bag- 4 set
- Dummy Body – 3 nos
- Water Mist Fire Extinguisher-4 nos.
- Telescopic type Ladder – 1 no.
- LED Search Light -2 nos.
- Hydraulic Combi-tool -1 Set.

E. ACHIEVEMENT (24-25)

Emergency dealing during 24 - 25

- Rescue Recovery work-
- a) Fire dealing at CMPDI building at Koyla Bhawan on 23.03.2024.
- b) Rescue of one person's dead body from Bhagatdih 09 pit Shaft on 21.06.2024.
- c) Fire dealing at Bank of India Karkend Branch on 15.11.2024.
- d) Mock Rehearsal practiced at MRS – 04.
- e) Mock Rehearsal attended at different collieries – 16 Fire Fighting- 48 places (Shovel fire, Dumper fire, Drill Machine, Washery, Substation, Transformer, scrap, Near coal stock bush fire, Bush fire & Bank fire.)

F. Other Achievements :-

- Organized Zonal Mines Rescue competitions & All India Mines Rescue competition at MRS Dhansar.



- Successfully completed SCSR (π ROX 30) TESTING of 1 batch on 21.01.2025.
- Imparted Initial training to 36 employees (BCCL=30, TATA =06).

20. PERSONNEL:

20.1 General Statistics with respect to Manpower:

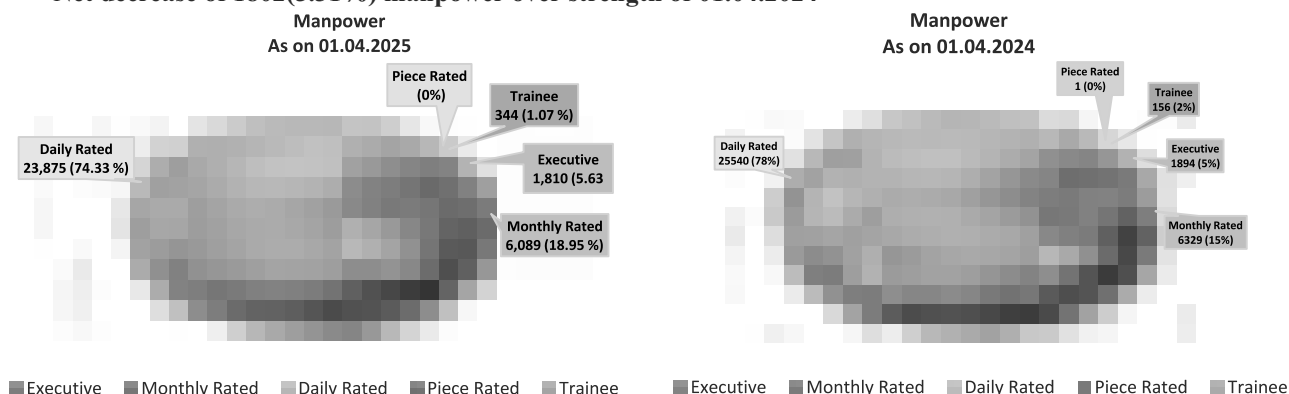
The manpower strength of BCCL as on 1st April 2024 was 33,920 and it is 32,118 as on 1st April 2025, showing reduction of 1802 (5.31%) manpower during financial year 2024-25.

Comparative Status of Manpower

The comparative manpower strength of the Company as on 01.04.2025 compared to 01.04.2024 is as under:-

Sl.No.	Category	STATUS AS ON		Increase (+)/Decrease(-) April'2024 to March'2025
		01.04.2024	01.04.2025	
I	Executive	1894	1810	-84
II	Monthly Rated	6329	6089	-240
III	Daily Rated	25540	23875	-1665
IV	Piece Rated	1	0	-1
V	Trainee	156	344	188
Total		33,920	32,118	-1802

Net decrease of 1802(5.31%) manpower over strength of 01.04.2024



MALE : 29389

FEMALE : 2729

TRANSGENDER : Nil

DETAILS OF DECREASE IN MANPOWER	
Description	1 st April 2024 to 1 st April 2025
Retirement	1996
Death	386
Separation (on account of dismissal & termination)	08
Resignation	36
Transfer to other Company	105

DETAILS OF INCREASE IN MANPOWER	
Description	1 st April 2024 to 1 st April 2025
Fresh Recruitment	124
Dependent employment under NCWA 9.3.0	495
Re-instated	10
Appointment against special female VRS	1



Others(Posting order changed & cancelled/duplicate record)	1
Total Decrease	2532

Transfer from other Company	95
Appointment against land losers	5
Total Increase	730

Net decrease (during 2024-25) - 1802

20.2 Manpower Budget (For Non-executives):

The summary of the Sanctioned Manpower Budget 2024-25 is as follows: -

SL. No.	I T E M	Nos.
(i)	Total existing manpower (excluding executives)as on 01.04.2025	30,308
(ii)	Total Manpower Sanctioned (Non executives) for the year 2024-25	28,165
(iii)	Surplus of Manpower as on 01.04.2025	2,143

The Manpower Budget is based on available machines & manpower resources, keeping in view of the extent of mechanization of the mine in the forthcoming year for targeted production programme.

Need based provision of manpower is made for statutory, paramedical, core & essential designations/categories to achieve production target and to complete allied activities.



20.3 Rozgar Mela: (Rozgar mela held on dated 08.10.2024, 26.12.2024, 11.01.2025 & 29.03.2025) and employment provided against compassionate employment/ monetary compensation.

Nos of employment provided through Rozgar Mela:-

Total	SCs	STs	OBCs	Others
593	150	39	77	327

20.4 Structured Meeting :

No of Structured meeting held in 2023-24	No of Structured meeting held in 2024-25
33	10



20.5. Compassionate Employmnet :

Item	No. of Cases sanctioned	
Clause 9.3.0 of NCWA (Year)	2023-24	2024-25
Employment	318	562
9.5.0 (MMC)	12	11
Total	330	573

20.6 Rationalisation of manpower :

A. Transfer

Item	2023-24	2024-25
Inter Area Transfer	207	281
Inter subsidiary Transfer	64	98
Converson (UG to surface)	878	110
Total	1149	489

B. Selection of Statutory Manpower (Internal)

Item	2023-24	2024-25
Mining Sirdar	12	04
Overman	15	00
Surveyor	27	01

C. Selection of Statutory Manpower (External)

Item	2023-24	2024-25
Mining Sirdar	0	0
Jr. Overman	0	76
Surveyor	0	0

20.7 Training and Development:

For carrier growth of departmental employees and for their proper and gainful utilisation a scheme named as 'UTTAAAN' has been launched. This program has been highly appreciated by the Ministry of Coal. Under this program total 173 Nos of General Assistants have been trained to appear in various competency examinations conducted by DGMS.

20.8 Grievance Redressal:

Item	No. of Grievances Disposed off in 2023-24	No. of Grievances Disposed off in 2024-25
Samadhan	122	301
CPGRAM	442	550
VIP Reference	27	28



Annual statement showing the representation of SCs, STs, OBCs and PWDs as on 1st January, 2025
(for calendar year 2024) and number of promotions made during the preceding calendar year:

Groups	No. of employees				Appointment by direct recruitment				Promotion			Persons with Disabilities		
	Total no. of employees	Total No. of SCs	Total No. of STs	Total No. of OBCs	Total No. of recruitment	Total No. of SCs	Total No. of STs	Total No. of OBCs	Total No. of promotion	Total No. of SCs	Total No. of STs	Visually Handicapped	Hearing Handicapped	Orthopedically Handicapped
A	1750	227	77	462	Dealt at CIL level							12	5	5
B	1531	316	260	535	0	0	0	0	111	16	5	1	0	1
C	16798	3468	2687	3253	77	10	62	5	956	132	31	4	0	6
D	12520	2585	1502	4139	0	0	0	0	260	62	16	2	1	13
Total	32599	6596	4526	8389	77	10	62	5	1327	210	52	19	6	25

Contractor Workers details as on 01.04.2024

Activities	Total no. of contractor workers		No. of SC contractor workers		No. of ST contractor workers		No. of OBC contractor workers		Minority	
	M	F	M	F	M	F	M	F	M	F
Mining	3296	0	434	0	187	0	1260	0	0	0
Transportation	761	43	153	7	68	2	167	15	116	1
Civil	287	42	1	0	5	0	2	14	33	0
Watch & Ward	0	0	0	0	0	0	0	0	0	0
Others	602	53	105	8	66	6	124	18	16	0
Total	4946	138	693	15	326	8	1553	47	210	1
	5084		708		334		1600		211	


Contractor Workers details as on 01.04.2025

Activities	Total no. of contractor workers		No. of SC contractor workers		No. of ST contractor workers		No. of OBC contractor workers		Minority	
	M	F	M	F	M	F	M	F	M	F
Mining	3500	2	380	0	169	0	1292	0	107	0
Transportation	591	16	57	4	37	3	156	6	91	1
Civil	316	12	16	0	17	1	68	9	58	0
Watch & Ward	0	0	0	0	0	0	0	0	0	0
Others	718	116	93	12	43	11	148	29	52	1
Total	5125	146	546	16	266	15	1664	44	308	2
	5271		562		281		1708		310	





Safety Kit distributed to 420 Departmental & 125 Contractual Cleanliness workers across BCCL.



Health Camp organised for 40 Nos of Contractual cleanliness workers deployed at Central Hospital, Dhanbad.

A W A R D S



BCCL was awarded for New Initiatives/Best Practices (Solar Rooftop Installation & Office Space Management) during Special Campaign 4.0 for year 2024-25 by the Hon'ble Minister of Coal and Secretary (Coal) MoC, at New Delhi, Shri Samiran Dutta, CMD, BCCL received the award.

21. HUMAN RESOURCE DEVELOPMENT

The Human Resource Development (HRD) department plays key roles in enhancing employees' skills, performance, and contributes to overall organizational growth. It focuses on training and development of Human Resources. HRD plays a vital role in fostering a positive work culture in the Industry by investing in continuous learning and professional development of its employees. The department also helps in aligning workforce capabilities with the company's strategic goals. This department also plays a pivotal role in managing and developing the company's human resources to acquire technical, functional, behavioural and managerial skills to support in achieving physical and financial goals by conducting various training programs/workshops being organized at HRD centre and various Group Vocational Training Centres of BCCL to meet the specific needs of different employee categories.

This department also collaborates with reputed external training agencies /institutions like IITs, NITs, IIMs, XLRI, ASCI & ESCI Hyderabad, NPC, NIPM, ICAI, IICM Ranchi etc. for specialized short-term courses to upskill its managerial workforce. The department also focuses in various activities like ice-breaking sessions, new initiative sessions and workshops on ethical values, positive thinking, motivation and stress management for employees of BCCL.



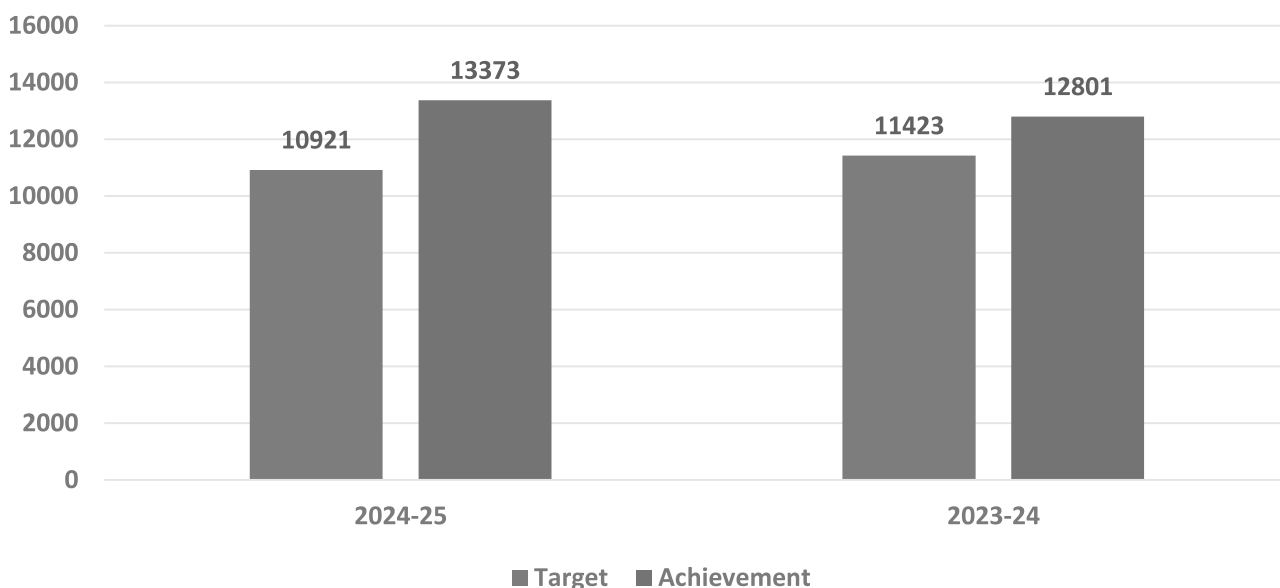
HRD department works under the directives and guidelines of the Director (HR), BCCL to ensure effective training and development of human resources and contributes to company's mission and vision of emerging as a global player in the energy sector by preparing a competent and motivated workforce.

Achievements for the FY 2024-25 are as under:

1. Details of Target and Achievement of the no. of participants trained:

Place	2024-25			2023-24		
	Target	Achievement	% of Achievement	Target	Achievement	% of Achievement
HRD	4062	4879*	120.11%	4062	4531	111.54%
GVTC	6859	8494	123.83%	7361	8270	112.34%
TOTAL	10921	13373	122.45%	11423	12801	112.06%

*Excluding training of 19 people outside CIL and its subsidiaries in MDD but including Simulator Training of 193 people



2. No. of employees trained for statutory posts

Particulars	2024-25	2023-24
Mine Managership	55	44
Overmanship	10	05
Mining Sirdarship	60	61
Surveyorship	11	33
Gas Testing	116	203
Electrical Supervisor	56	66
Total	308	412



3. No. of female employees trained:

Particulars	2024-25	2023-24
Executives	408	346
Supervisors	23	27
Workers	349	355
Total	780	728

4. No. of employees trained in In- House training programmes:

Name of Division	2024-25	2023-24
M.D.D.	2514	2546
M.T.D.	1207	1041
E.M.T.D.	1158	944
Total	4879	4531

MDD – Management Development Division

MTD – Mining Training Division

EMTD – Excavation & Mechanization Training Division

5. No. of employees participated in training programmes at GVTCs:

Particulars	2024-25	2023-24
Basic	326	273
Refresher	4436	4837
Special & others	1590	1407
As per National Safety conference recommendation	2142	1753
Total	8494	8270

6. No. of employees trained in external Institutes:

External Training	2024-25	2023-24
IICM, Ranchi	602	464
Within country	1020	905
Abroad	07	01
Total	1629	1370

7. No. of Contractors' workers imparted training at GVTCs:

2024-25	2023-24
1365	989

8. Unpaid Vocational Training provided to the students of academic institutions in Technical & Management Courses:

2024-25	2023-24
1650	1137




9. No. of apprentices engaged during year 2024-25 :

Category	Trade	2024-25	2023-24
Trade Apprentices (ITIs)	Various Trades	547	558
Fresher Apprentices and Skill	Computer Operator & Programming	18	21
Certificate Holders	Assistant		
	Laboratory Technician (Pathology)	20	34
Technician Apprentices (PDPTs)	Mining	139	185
	Non -Mining	222	217
Graduate Apprentices (PGPTs)	Mining	15	9
	Non - Mining	43	81
Total Achievement (out of Target 1100)		1004	1105

HIGHLIGHTS OF PROGRAMS ORGANISED BY HRD DEPTT., KALYAN BHAWAN DURING FY 24-25

SPECIAL ACHIEVEMENTS


- MARATHON TRAINING & CAPACITY BUILDING PROGRAM :**
[09.04.24 – 07.12.24]
{AS PER THE DIRECTIVES OF CVO CIL}
Total 557 executives trained in 18 programs of mining, contact management system, electronics and telecommunication, material management, civil, finance and personnel disciplines
- Name of program : संछिप्त अनुवाद प्रशिक्षण कार्यक्रम
Date: 22.04.24 – 26.04.24 Participants: 30
Faculty: SHRI JAGAT SINGH ROHILLA [ASST. DIRECTOR (CTB), NEW DELHI] / SMT. KUSUM SHARMA JHA [STO (CTB), NEW DELHI]
- Name of Program : SAP SOFTWARE – JIMMS PORTAL
Date:16.07.24 Participants: 66 PARTICIPANTS
Faculty: SHRI ASHISH VERMA [SR. MGR. (M&S), HQ] / SHRI HIMANSHU TITORIA [DY. MGR. (M&S), EJ AREA] / SHRI ANISH KR. RAI [DY. MGR. (M&S), HQ]
- Name of Program : SETTLEMENT FOR PF/PENSION/ADVANCE CLAIMS ON C-CARES PORTAL
Date: 25.07.24 Participants: 51
Faculty: SECTION OFFICER, CMPFO
- Name of Program : PROGRAM FOR EMPLOYEES DEPUTED IN GPS CONTROL ROOM FOR EFFECTIVE FUNCTIONING
Date: 19.09.24 Participants: 32
Faculty: SHRI YOGESH [DY. MGR. (E&T), HQ]
- Name of Program : INTERACTIVE SESSION FOR PERSONNEL DISCIPLINE
Date: 17.08.24 Participants: 51
Faculty: SHRI M. K. RAMAIAH [DIRECTOR (PERS.), BCCL]
- Name of Program : SEXUAL HARASSMENT OF WOMEN AT WORKPLACE (PREVENTION, PROHIBITION AND REDRESSAL) ACT 2013
Date: 09.10.24 Participants: 19
Faculty: DR. SHIKHA PRIYA [MEDICAL OFFICER, WD]



8. Name of Program : CULTURE OF INTEGRITY FOR NATION'S PROSPERITY
Date: 29.10.24 Participants: 28
Faculty: DR. S.N. PANDEY [PROFESSOR (BBMKU), DHANBAD]
9. Name of Program : ENERGY SECTOR 2047: ROLE OF COAL SECTOR IN VIKSIT BHARAT
Date: 26.11.24 Participants: 33
Faculty: SHRI S.K. MEHTA [ED (FIN.), CIL]
10. Name of Program : LABORATORY MANAGEMENT AND INTERNAL AUDIT AS PER ISO/IEC/17025:2017
Date: 11.02.25 - 14.02.25 Participants: 34
Faculty: SHRI K.C. SANTRA / SHRI PUSPENDU GHOSH
11. Name of Program : SKILL DEVELOPMENT TRAINING FOR OFFICERS OF BCCL
Date: 09.09.24 to 12.09.24 Participants: 117
Faculty: SHRI S.K. DUTTA [(ex-DDG / Safety Advisor), ATLAAYA VENTURES PVT. LTD.]
12. Name of Program : ROOT CAUSE ANALYSIS & MOTIVATION
Date: 19.02.25 to 22.02.25 Participants: 73
Faculty: SHRI S.K. DUTTA [(ex-DDG / Safety Advisor), ATLAAYA VENTURES PVT. LTD.]

► **NEW INITIATIVES IN EXTERNAL TRAINING**

13. Training Program on “Safety and Health Management System Audit” for executives carrying out assignment of lead auditors for safety audit as per MoC Guidelines was conducted for 50 BCCL executives at IIT, ISM Dhanbad in two batches (10-15 June, 24 and 17-19 June, 24) in Mining, Electrical and Mechanical Disciplines. The training was conducted under the eminent professor Shri R.N. Bhattacharjee, Deptt. Of Mining Engineering and Dean, International Relations and Alumni Affairs, IIT, ISM



14. Training Program on “Python Based Data Analytics for Executives of BCCL” was organised at IIT (ISM), Dhanbad in two phases from 14th to 16th Feb'25 and 21st to 23rd March'25 in which a total of 20 nos. of executives of Finance discipline for making them conversant with Python Based Data Analytics and Digital Upskilling.



22. WELFARE AND COMMUNITY DEVELOPMENT ACTIVITIES:

22.1 Education:

- a) **Fees reimbursement** for tuition and hostel charges for the wards of wage board employees, who are pursuing B.Tech or MBBS courses from any government collages. The amount reimbursed in the year 2024-25 is as under.

Private Committee Managed School				
Status of reimbursement of tuition fees to wage board employees				
Financial Year	Total wards	MBBS	B.Tech	Amount (₹)
Tuition fees reimbursement	95	04	91	66,98,500/-

b) **Coal India Scholarship:**

Scholarship to the wards of employees of BCCL is provided from Class V onwards, as per the circular of Coal India Limited. The CIL scholarship for the financial year 2024-25 is ₹9,34,800/- for 91 nos. of wards.

c) **Schools:**

Status of Number of Schools at a glance		
1	PROJECT SCHOOLS- FULLY FINANCED	08
2	PROJECT SCHOOLS run on their own (Given infrastructure only)	03
3	PRIVATELY MANAGED SCHOOLS (BCCL)	14
4	OTHERS EDUCATIONAL INSTITUTIONS GETTING OCCASSIONAL HELP	00
	TOTAL	25

d) **Grant to schools:**

- i) **14 Private committee managed schools** were provided **grant-in-aid for FY 2024-25.**

Private Committee Managed Schools	
Amount of grant in aid	₹ 40,42,000/-

- ii) There are 11 schools categorised as **project schools and semi project schools** functioning in BCCL command area. Out of these, there are 03 semi project schools which are provided only infrastructural facilities. These schools are 02 DAV Public schools and 01 Delhi Public schools.

The other 08 are project schools - 06 DAV Public schools and 02 Saraswati Vidya Mandirs which are provided deficit grant as per terms and conditions laid down in the agreement.

Status of deficit grant paid for FY 2024-25 till date is as below:

SL.	Project Schools	Year 2024-25	Area/Unit
1.	DAV P.S Lodna	₹ 1,20,40,735	Lodna
2.	DAV P.S Alkusa	₹ 63,65,682	PB
	Total	₹1,84,06,417	

I. Benevolent Fund societies:

- a) **OBFS:** Officer Benevolent Fund Society is also functioning in BCCL for the benefits provided to the Officers and their families. The benefits are provided by the fund accumulated by the contribution of members.



The benefits is elaborated as under:

Sl.	Heads	Amount (₹)
1.	Refund to 41 no. of retired executives	1,75,240.00
2.	Widows monthly payment to beneficiaries	6,95,000.00
3.	Payment @ Rs.5 Lakh to the spouse of the 02 executives, as death benefit.	10,00,000.00
Total		18,70,240.00

- b) **BEBFS:** A BCCL Employees Benevolent fund society is functioning in BCCL for the employees. At present all the non-executives are the members of this society for which ₹50/- is deducted as contribution every month.


BCCL EMPLOYEES BENEVOLENT FUND SOCIETY				
INCOME AND EXPENDITURE UP TO THE MONTH OF MARCH '2025 (2024-25)				
INCOME	AMOUNT	EXPENDITURE	AMOUNT	No. of Heads
SUBSCRIPTION	₹1,56,83,460.00	FINANCIAL ASSISTANCE (DEATH CASE)	₹2,28,70,000.00	232
(Feb'24 to Nov'24)		LONG SICKNESS	₹2,02,232.00	2
TOTAL	₹1,56,83,460.00	TOTAL	₹2,30,72,232.00	

c) CIL Equal opportunity Policy

The above policy of Coal India is implemented in the company in letter and spirit. No complaint has been registered concerning any discrimination with the Grievance Redressal Officer, for BCCL under “The Rights of People with Disabilities Act, 2016”.

d) WELFARE BOARD:

- i) Meeting of Welfare Board Members was held on 22.02.2025 in which positive suggestions and advice was brought in the house for discussion and implementations at company level.



- ii) Inspection by Welfare Board for identification of welfare provisions to be upgraded in the colonies with special thrust to Water and Cleanliness in colonies is to be shortly concluded.





Regional Hospital Loyabad, Sijua Area

INTER AREA TOURNAMENT was organized for following sports events throughout the year at different areas as under:-

Sl.	Events	Date	Area (Venue)
1.	Football	23.09.2024 to 28.09.2024	Sijua Area
2.	Bridge (Trial)	24.08.2024	Jubilee Hall, HQ
3.	Table Tennis	23.09.2024 to 24.09.2024	Block- II Area
4.	Carom	05.12.2024 to 06.12.2024	Katras Area
5.	Chess	04.09.2024 to 06.09.2024	Chanch Victoria Area
6.	Body Building, Weight Lifting, Power Lifting	07.09.2024	Govindpur Area
7.	Lawn Tennis	Selection trial conducted on 03.02.2025	Black Diamond Club, HQ
8.	Hockey Trial	04.10.2024 TO 05.10.2024	Kusunda Area
9.	Volleyball	02.09.2024 to 03.09.2024	Eastern Jharia Area
10.	Cricket	09.12.2024 to 18.12.2024	Lodna Area
11.	Cultural Program	04.10.2024 to 05.10.2024	Bastacolla
12.	Zonal Sports of different zone	17.12.2024 to 18.12.2024	Zone I- Block-II
		21.01.2025 to 22.01.2025	Zone II- Kusunda
		06.01.2025 to 07.01.2025	Zone III- Bastacolla
		27.01.2025 to 28.01.2025	Zone IV- CV
13.	Athletics (Central Sports)	31.01.2025 01.02.2025	Western Jharia Area

Highlights of special achievements in sports (2024-25 till date)

- Shri Praveen Chandra Mishra from Block -II secured 2nd position in Hammer Throw and 3rd position in Discus Throw in All India Public Sector Athletic Meet (16.10.2024-18.10.2024).
- Shri Prem Nandan Singh from EJ Area secured 3rd position in Power Lifting in CIL inter subsidiary tournament.





- BCCL marked a historic moment by winning the CIL inter subsidiary cricket tournament for the first time. BCCL won the tournament by 16 runs against home team WCL. Man of the match was awarded to Shri Abhinandan Kumar from Lodna Area while Man of the tournament was awarded to Shri Siddharth Suman from EJ area.



Highlights-

1. Inauguration of air conditioned Badminton Court in Black Diamond Club and development of 02 Badminton Courts at Nehru Complex, Koyla Nagar.



2. Inauguration of air conditioned canteen “आहारिका” at Central Hospital Dhanbad on 26th January 2025.
3. Multi utility Community Hall (Jubilee Hall) at Koyla Nagar.
4. Rest Shelter & Refreshment Center- ‘Vishrantika’ for Visitors.
5. Amrit Mahotsav Park near Central Hospital at Jagjivan Nagar.
6. Open Gym at Nehru Complex ground and beside Directors Bungalow, Koyla Nagar.



7. Table Tennis Court at Nehru Complex, HQ.
8. Guest house for retired employees of BCCL in Koyla Nagar.
9. Refrigerators for staff room of 11 Project and Semi Project Schools as a mark of gratitude to teachers on occasion of teachers' day.
10. Crèche facility at Koyla Nagar in association with CISF, BCCL Unit, Dhanbad.

Activities under Swacchta hi Sewa (14th September 2024- 16th October 2024)

“Swacchta Suraksha Kit” to 545 Safai Karmchhari including 125 contractor workers.

f) Report compilation on different welfare provisions as under which is forwarded to Coal India every month:

i) HOUSING

Houses	62793
---------------	--------------

ii) WATER SUPPLY

Total Capacity	11.621 MGD
-----------------------	-------------------

Approximately 2.20 lakh villagers are provided water for community use or drinking purpose from different areas of BCCL.

iii) MEDICAL

Dispensary	Hospitals	Doctors	Ambulance	Beds
68	11	148	62 (including +2 Advance Life Support +2 Basic Life Support)	743

iv) STATUTORY WELFARE FACILITIES

Canteens	Crèches	Pit Head Baths	Rest Shelters
18	1	15	39

v) CO-OPERATIVES

Central Co-operatives	Primary Co-operatives	Credit Societies	TOTAL
07	05	11	23

vi) BANKING FACILITIES

No. of Bank Branches	No. of Extension Counters	Satellite Bank Branches	TOTAL
13	00	00	13

23. PENSION

The Pension Cell at BCCL Headquarters has demonstrated significant progress and commitment towards ensuring the well-being of its employees and retirees during the financial year 2024-25.

Through proactive measures, technological advancements, and collaborative efforts, the department has strived for efficiency, transparency, and timely delivery of pension and provident fund benefits.



SPECIAL ACHIEVEMENTS

- **Seamless Data Processing for Online Public Portal:** The Pension Department successfully processed data for 35,690 employees, enabling their access to information on the Coal Mines Provident Fund Organisation (CMPFO) online Public Portal. This initiative empowers members with self-service access to their PF and pension details upon successful enrolment and login on the CMPFO website.
- **Proactive Handling of Retirements:** Demonstrating foresight and efficiency, BCCL identified 1892 employees retiring in the upcoming financial year 2025-26.
- **Online Submission of PF and Pension Claims:** In adherence to the Ministry of Coal's directive, BCCL has fully implemented the online submission and settlement of retirement-related claims through the CMPFO's CCARES portal, developed by CDAC, effective from February 2024. Colliery and Area offices are now actively engaged in online submissions, with a strong commitment to settling claims promptly.
- **Innovative Reporting and Transparency:** To enhance real-time reporting and transparency, the BCCL Pension Cell introduced the use of Google Sheets for tracking PF and Pension claims processed. This information is shared with Area offices and CMPFO, facilitating better coordination and accountability.
- **Collaborative Approach to Pension Distribution:** The Pension Cell maintained a strong working relationship with CMPFO to ensure the smooth and timely distribution of Pension Payment Orders (PPOs) and Revised PPOs to eligible pensioners.

ACTIVITIES

(A) Distribution of YY Statement:

YY statements for the financial year 2024-25 are now readily accessible on the SAP-ERP system. Instructions have been issued for their prompt distribution to all members, ensuring employees are well-informed about their contributions towards CMPF and Pension.

(B) Submission of Annual CMPF VV Statement for the CPE 03/2025:

All Areas, Units, and Headquarters have successfully submitted the VV statements for the Contribution Period Ending (CPE) 03/2024 in the prescribed format to CMPFO, Dhanbad. For CPE 2025, the VV statements are available on SAP-ERP and are currently undergoing verification for timely submission to CMPFO.

(C) Seminars/ Workshops/ Coordination Meetings:

The Pension Cell proactively conducted coordination meetings with dealing staff, officials, and union representatives, during which Standard Operating Procedures (SOPs) and guidelines were disseminated. These efforts aimed at system improvement and adherence to standard operating procedures to minimize delays in processing PF-Pension claims. The department also effectively addressed issues raised by union representatives and CMPFO officials, and resolved grievances from members and retired employees, thereby enhancing overall effectiveness.

(D) Co-ordination Meeting:

Regular coordination meetings were held between the Assistant Commissioner of CMPFO, D-I & D-II, and Coal Company Officials. These detailed deliberations focused on accessing accurate information regarding pending CMPF/CMPF claims and strategizing for their subsequent settlement. Furthermore, quarterly coordination meetings were conducted at the unit level with the concerned Regional Office (RO) of CMPFO.



(E) C-Cares Marathon at HRD:

A dedicated two days training session on the C-Cares portal was organized at the Human Resource Development (HRD) on April 17 & 18, 2024. Assistant Commissioner CMPFO, Sri Santosh Kumar, and Sri. Prabhat Kumar (Manager-HR), BCCL, provided comprehensive training to all clerks from BCCL's PF Department. The training emphasized the efficient submission and subsequent settlement of CMPF/CMPS Claims through the online portal.

(F) C-Cares Portal Training:

Furthering the efforts towards digital empowerment, a comprehensive Training Session for processing CMPF/CMPS Claims through the C-Cares Portal was organized at the Community Hall on April 3, 2024. This session witnessed enthusiastic participation from Area General Managers (GMs), Area Project Managers (APMs), Authorised Officers, and Dealing Assistants, with over 115 attendees.

(G) Awareness for Digital Life Certificate for Pensioners:

Significant efforts were undertaken to raise awareness among pensioners regarding the convenience and necessity of the Digital Life Certificate. Various communication channels, including social media, print media, digital media, and banners, were utilized for this purpose. To facilitate the generation of Digital Life Certificates, USB fingerprint scanners are being employed, and area-wise campaigns are being actively conducted. Since March 2022, the Pension Cell has embraced the use of Aadhaar-based Face Recognition Digital Life Certificates on Android mobile phones. The Android Face App has eliminated the need for pensioners to physically visit the disbursing agency to submit their life certificates. To further promote the adoption of Digital Life Certificates through the Face App, a handout containing relevant information is provided to every retiring employee along with their other superannuation documents.

(H) PF & Pension of Contractor Worker:

The Pension Department collaborates closely with the Contract Management Cell of BCCL and CMPFO to ensure the smooth processing and settlement of PF claims for contractor workers engaged by outsourcing agencies within BCCL. The department consistently strives to bring all eligible contractor workers under the purview of CMPFO through membership registration. It is important to note that all contractor workers are currently covered under either CMPF or EPF.

(I) SOP for CMPFO claim settlement:

Standard Operating Procedures (SOPs) for the submission and processing of PF-Pension claims have been distributed to all units and areas. These SOPs, along with CMPFO's own SOPs, are also readily available on the company's website for easy access and adherence.

(J) Implementation of New Forms:

The new Sahaj and Nomination Forms have been fully implemented across the organization and have been successfully uploaded onto the Company's Website, ensuring easy access and compliance.

(L) Revised PPO:

The Commissioner, CMPFO, Dhanbad, through their communication dated August 25, 2023, informed that their offices are actively engaged in the process of issuing revised Pension Payment Orders (PPOs). The primary objective of this initiative is to ensure the seamless provision of pension to the spouse in the unfortunate event of the pensioner's demise. To this end, applications of more than 2000 Pensioners of BCCL have been forwarded to CMPFO, Dhanbad. This collaborative effort with CMPFO, Dhanbad, is geared towards reaching the maximum number of eligible beneficiaries expeditiously.



Total No. of Revised PPO applications received and sent to CMPFO	Total No. of Revised PPOs issued by CMPFO
7903	6275

(M) Online Processing of CMPF/CMPS Claims through C-Cares Portal:

Since February 2024, CMPF & CMPS Claims are being submitted to CMPFO, Dhanbad, exclusively through the C-Cares Portal. A significant number of these claims have already been successfully settled, and the corresponding PF amounts have been credited directly to the beneficiaries' bank accounts. CMPS claims are also being processed and forwarded to CMPFO on an urgent basis for settlement at their end.

The Pension Cell of BCCL plays a crucial role in coordinating all activities related to the timely submission and forwarding of claims for Provident Fund (PF) and Pension, as governed by the CMPF Scheme of 1948 and the CMPS of 1998. The department maintains a strong focus on 'Mission Biswas', an initiative dedicated to ensuring the smooth processing and submission of PF-Pension claims for retiring employees through close collaboration with CMPF authorities and various Areas/Units. This concerted effort aims to guarantee the timely settlement of claims by the CMPFO.

(A) Statistics of Pension claims submitted under Mission Biswas:

Total Number of retirements for 2024-25 (April 2024 to March 2025)	Total Pension claims received & Forwarded under Mission Biswas during 2024-25
1970	1946

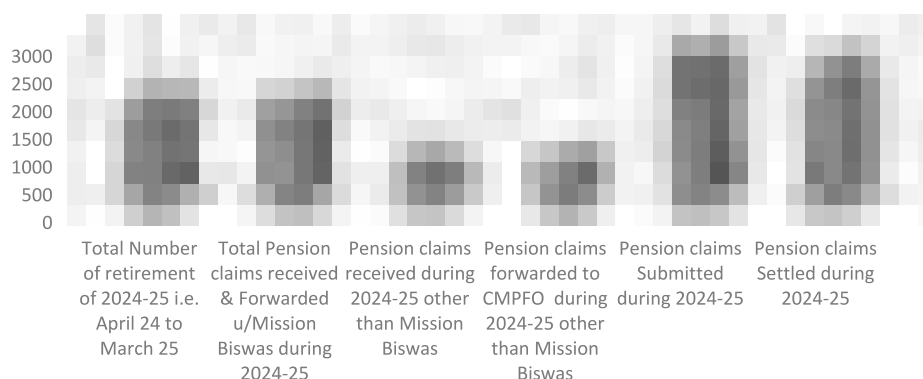
(B) Statistics of Pension claims submitted other than Mission Biswas:

Pension claims received during 2024-25 other than Mission Biswas	Pension claims forwarded to CMPFO during 2024-25 other than Mission Biswas
873	873


(C) Statistics of Settlement of Pension Claims by CMPF Office:

Pension claims Submitted during 2024-25	Pension claims Settled during 2024-25
2819	2482


TOTAL CLAIMS



CAPACITY BUILDING PROGRAMS/TRAINING/SEMINAR



Retirement Planning @ HRD



Seminar on CCares Portal



Retirement Planning @ HRD



Marathon Personnel training






Schedule-C Training



CCares Training

CO-ORDINATION MEETING/ PENSION ADALAT



24. INDUSTRIAL RELATIONS AND LEGAL UPDATE

24.1 INDUSTRIAL RELATIONS SCENARIO AT BCCL IN 2024-25:

There is a well-established bi-partite forum consisting of the representatives of the management and the Central Trade Unions for regular interaction and redressal of issues relating to production and productivity, safety, welfare and other IR matter.

Structured meetings with the Central Trade Unions for the calendar year 2024-25 were held at Unit, Area & Corporate level and thereby developing an effective harmonious relationship at workplace, in turn escalating production and productivity.

Multiple structured IR meetings were held in the year 2024-25. Apart from scheduled meetings, regular interaction with the representatives Trade Unions was ensured. Sincere efforts with positive approach on the part of the management have been made in handling and resolving the disputes and grievances.

As a result of concerted efforts, the IR scenario in BCCL in the year 2024-25 was harmonious, cordial and peaceful creating thereby a sense of goodwill between the workers and management.



INDUSTRIAL RELATION SITUATION REPORT

PARTICULARS	YEAR	
	2023-24	2024-25
STRIKE	01	-
HUNGER STRIKE	-	01
GHERAO	01	-
DEMONSTRATION	01	31
ASSUALT	-	-
OBSTRUCTION	-	-
GO-SLOW	-	-
DHARNA	-	05
STOPPAGE OF WORK	-	-
OTHERS LIKE FATAL ACCIDENT	04	02

Details of Strike, Demonstration, Dharna & Fatal: 2024-2025

Hunger Strike : 01

Demonstration : 31

- September - There were total 03 Nos. of Demonstrations. Two Demonstrations by Dhanbad Colliery Karamchhari Sangh at All Area Offices on dt. 26.09.2024 and at HQ on dt. 30.09.2024. One demonstration by JBKSS at Blcok-II Area on dt. 10.09.2024.
- December - There were total 07 Nos. of Demonstrations. One by each INMOSSA (Kusunda Area), JMS (Lodna Area) & JSS (Lodna Area) while other 04 (C.V Area, Block-II Area, W.J Area) were by local villagers/ contractual workers.
- January – There were total 07 Nos. of Demonstrations. One by each JMS(B) and BCKU and others 05 by Local villagers/contract workers etc.
- February - There were total 06 Nos. of Demonstrations. One demonstration by JMS & JSS at Bastacolla Area on dated 17.02.2025. One Demonstration by BCKU at Bastacolla Area on dated 21.02.2025. Four demonstration by Local villagers and others.
- March – There were total 08 Nos. of Demonstrations. one each by AJCMU, BCKU, JMS (B) and 05 others by local villagers/ Retired employees etc.

Dharna : 05

- October – There were total 02 Nos. of Dharnas. One Dharna by local villagers at Madhuban Coal Washery, Block-II rea on dt. 01.10.2024 to 04.10.2024 and One Dharna by Sri Arup Chatterjee, अध्यक्ष, असंगठित मजदूर मोर्चा on dt. 15.10.2024.
- November - One Dharna by CITU at C.V Area Office on dated 26.11.2024 regarding non-payment of arrear wages against mid point fixation in case of PR to TR workers.
- January - One Dharna at HQ by DCKS from dated 28.01.2025 to 04.02.2025.
- February - One Dharna at HQ by DCKS from dated 28.01.2025 to 04.02.2025.



Fatal : 02

- On dated 09.01.2025, one Sri Baidya Sagar Pandey of Basantimata-Dahibari OCP was posted at OB Dumping for supervising the job. He was standing on wrong side to guide the dumper operator and failed to judge the safe distance. During unloading of OB from Dumper, a boulder toppled and hit the victim. Thus he got fatal injury on the spot.
- Details of fatal accident at Lodna Area :-
Accident Date : 12.02.2025
Time : 04:30 PM
Mine : Kujama Colliery
Place : Surface/3
Cause : probable cause of incident-Electrocution
Name of ex-employee : Late Kuldeep Saw
Designation : Electrical
Age : 47 Years
Brief Report : Probable cause of incident-Electrocution while performing job at New Sub-Station Kujama near NS Workshop.

LOSS DUE TO STRIKE - There were no loss due to strike.

Some of the initiatives undertaken by the IR Department in FY 2024-25 to reduce disputes and streamline the IR Function

- A review exercise was undertaken to dispose the pending ID cases. After the exercise the total figure of pending ID cases has come down from 121 to 42 by the financial year end which is a reduction of 65%
 - Review of pending PG and CGIT cases in under progress. A sharp drop in pendency is expected in the FY 2025-26.
 - To ensure timely disposal of pending ID, PG and CGIT cases all written statement filed are now vetted centrally by IR and legal department.
 - IR Department is also taking initiatives for settling issues of pre-litigation through Lok adalats.
 - Management has taken initiative to streamline various HR processes which are historically considered sources of litigation. Committees have been constituted to frame SOP-cum-Policy for:
 - Dealing with Long Absenteeism and Jail Custody cases.
 - Dealing with deduction and disbursement of union membership subscription fee from salary using check-off system
 - Dealing with Initial Medical Examination (IME) and age assessment for the purpose of employment in BCCL
 - Dealing with deduction and disbursement of co-operative membership from salary of employees
 - Key documents of service files have been scanned in FY-2024-25 and is being uploaded in ERP to prevent dispute and ensure effective decisions.

24.2 Legal Update:

Court	Pending as on 31.03.2024	Pending as on 31.03.2025	Net Increase/ Decrease during the year	Net Increase/ decrease percentage during the year
SUPREME COURT OF INDIA	41	37	-4	
HIGH COURTS	855	855	00	
CIVIL COURTS	609	586	-23	
ARBITRATION	04	05	+1	
TOTAL	1509	1483	-26	(-) 1.72%



25. MEDICAL

1) PME (Periodic Medical Examination)

a) 1011 Employee went through PME during 2024-25.

b) **Pneumoconiosis** – No case reported during this year in 2024-25.

- PME of 1011 employees was done during 2024-25
- No new case of Coal Workers Pneumoconiosis has been detected.
- Total 35 Camps were organized during 2024-25
- Name of the camps:
 - ❖ Mega Health Camp (Regarding awareness of Life style diseases and Gynecological Malignancies like breast Carcinoma and Endometrial Carcinoma. Detection of Diabetes, HTN, Anemia was also done.)
 - ❖ Health Counselling & Check -up of 50 +aged employees.
 - ❖ Bone Mineral Density Camp.
 - ❖ Thyroid diseases detection camp (estimation TSH).
 - ❖ National Nutrition Week celebration with Quiz contest.
 - ❖ World Mental Health day observation through awareness camp.
 - ❖ Awareness camp of Mosquito borne diseases.
 - ❖ Thyroid diseases detection camp (estimation TSH).
 - ❖ Hb1c check-up camp.
 - ❖ BP & Sugar check-up camp.
 - ❖ SLP & RBS check-up camp.
 - ❖ Mental Health Day.
 - ❖ Dengue Awareness Camp.
 - ❖ Reproductive and Sexual Health Awareness Camp.
 - ❖ Health counselling of lifestyle diseases along with Check-up of Random Blood Sugar & Hypertension.
 - ❖ Health Awareness program for Check-up of Eye & visible equity.
 - ❖ Health Awareness program for Pneumoconiosis/Silicosis Check- up Camp.
 - ❖ School Health Camp.
 - ❖ Woman employee counselling regarding vaginal discharge, STD, VTI, etc

Total No of camps organized during 2024	Total No of beneficiaries
35	3211

National TB Elimination Programme- 2025- as on 31.03.2025	
CAMPS	BCCL
Total number of camps conducted	38



No. of beneficiaries	3362
No. of sputum sample underwent for TruNAT examination and detection	410
No. of sputum TruNAT examination positive detection with sensitivity status of positive cases	32
Awareness Campaigns	BCCL
Total number of Awareness Campaign	38
No. of beneficiaries	3362
No. of rallies	0
No. of awareness program at mines	18
No. of awareness program at workplace following work place policy for TB detection	17
Positive Cases	BCCL
Total number of positive confirmed cases on ATT	55
No. of Active Pulmonary tuberculosis (PTB)	51
No. of Active Extrapulmonary tuberculosis (EPTB)	4
No. of New cases detected and Notified	55
No. of Relapse cases notified	5
Testing Laboratory	BCCL
No. of Testing Laboratory Centers existing	1
Total No of Tests Conducted	660
No. of Positive cases Detected	32
No. of employees registred as Nikshya Mitra	500

2) New machine are under process of procurement for better functioning of OHS Center (PME Center).

a. Health ATM – 4 in Number for 4 OHS Center. (At the stage of final procurement).

b. 800 m A Digital X-Ray machine-4 in Number for 4 OHS Center. (As per directive of DGMS).

c. Some of the Regional Hospital are renovated to provide better facility to the patient.

ACHIEVEMENT OF CENTRAL HOSPITAL, DHANBAD-2025

1. Central Hospital, Dhanbad is the only hospital in Coal India Limited which offers DNB Courses in five subjects with total Number 12 seats in five Subject.

Sl. No.	Subject	All India Seat	In-Service Seat	Sponsored Seat
1	General Medicine (3 Year)	2	1	1
2	General Surgery (3 Year)	1	1	Nil
3	Family Medicine (Diploma 2 Year)	1	1	Nil



4	Anesthesia			
	a)(Post MBBS 3 Year)	1	0	Nil
	b)Post Diploma 2 Year)	1	0	Nil
5	Ophthalmology (Diploma 2 Year)	1	1	Nil

2. Construction of 02 nos. of new lecture hall and up gradation of existing nursing school building done, renovation of medical & surgery ICU done.
3. New canteen building in Central Hospital premises has started functioning.
4. Repair and renovation of 04 indoor wards has been completed.
5. New machines and equipment's are purchased for various departments like:
 - 02 nos. of OT table for Surgery Operation Theatre.
 - 02 Laparoscope Surgery Operation Theatre.
 - New instrument are under process of procurement
 - CT-Scan Machine
 - USG Machine
 - Bipolar Cautery
 - 2 No. Dental Chair
 - Auto Clave

Ambulance:-

- 02 ALS Ambulances have been procured which are functional at Central Hospital, Dhanbad. There are total 63 ambulances (both departmental & contractual) in BCCL.

Deployment of Doctors & Staff

- 1) Total 7 doctors have joined in September, 2024 of which 5 are GDMO, & 2 are specialist posted in different regional Hospital and Central Hospital.
- 2) For recruitment of pharmacist advertisement was published in BCCL website. And for recruitment of another 20 pharmacist requirement had been sent to CIL through NEE department.
- 3) 29 nursing student who are doing internship at CHD are awarded 6 month extension for better functioning of CHD and Regional Hospital.

Empanelment of Laboratory, Diagnostic & Imaging Centre

More Diagnostic & Imaging Centres have applied for Empanelment which is under process.

Total OPD Cases & IPD Cases FY 2024-2025 In Regional Hospital of BCCL

SL NO	Total OPD Cases	IPD Cases
1	240000	11262

26. OFFICIAL LANGUAGE (OL)

IMPLEMENTATION OF OFFICIAL LANGUAGE POLICY IN BCCL

During the period under review, our company made significant progress regarding the implementation of the Official Language Policy of the Government of India. Apart from compliance with various statutory requirements of the Official Language Act and Rules, our company has also taken the initiative to promote and use the Hindi language as an instrument to establish a better connection with all stakeholders and ensure the best possible services. Our company prepared a well-planned annual action plan for achieving various goals set by the Government of India under its annual implementation program 2024-25. Through continuous monitoring and regular efforts at various levels, the company succeeded in achieving all the major goals of its annual program.



Quarterly Review Meetings:

The quarterly meetings of the corporate level Official Language Implementation Committee were held at the scheduled time. All the four quarterly review meetings were held on 15th May 2024, 30th July 2024, 15th October 2024 and 25th February 2025 during the year. Under the guidance and suggestions received from the Official Language Implementation Committee, several new initiatives were taken during the review period. As one of the main initiatives, it was decided to publish a book of poetry collection composed by Officers and staff members of the company named 'Koyla Gungunata Hai'. Regular meetings of the Official Language Implementation Committee at the area levels were also held in every quarter as per the scheduled annual Rajbhasha-Calendar.

Workshops:

Workshops and training programs are being conducted regularly to train the officers and staff members so that they can easily perform their routine work in Hindi. Intensive training for the technical & IT facilities available in Hindi like Kanthasth Translation memory tool, Bhashini, Anuvadini, Unicode supported Hindi typing, Voice typing, Hindi OCR, Font converter, Machine Translation, e-dictionary etc. was also given through these workshops. Total 54 workshops were organized in BCCL Hq, HRD and area offices during the year.



A one-day official language training program was organized in the floor-3 auditorium of Coal Bhawan on August 07th, 2024



A five day translation training programme was organized at BCCL during 22-26 April, 2024 in collaboration with Central Translation Bureau, New Delhi.

Seminars, Conferences and Other Events:

This year on the occasion of International Hindi Day, a national level Rajbhasha Conference was organized in collaboration with the Town Official Language Implementation Committee, Dhanbad on 28 January 2025. Around 450 participants participated in this conference. It was conducted in five sessions in which renowned Hindi scholars and academics delivered lectures. Joint Director (OL) of Ministry of Coal Mrs. Aastha Jain was the chief guest and Director (Language & Localization) of Microsoft Mr. Balendu Sharma Dadhich was special guest for the event. The seminar was inaugurated by FDs, BCCL. A Hindi book fair and a Rajbhasha exhibition were also organized on this occasion.

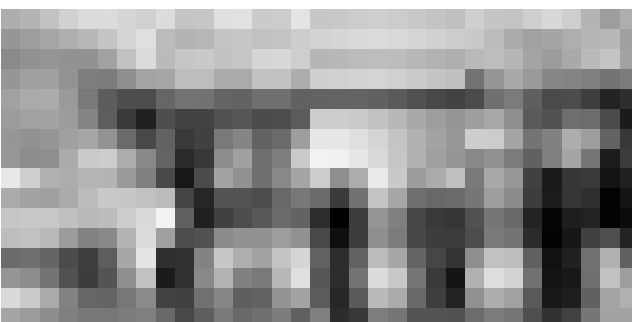
Another event was the Official Language Seminar which was organized on 21 February, 2025 to celebrate International Mother Language Day. In this program, Mr. Uma Nath Lal, Lecturer, SPM College, Dhanbad was invited as Chief Guest.

Two Competitions (memory test and speech coemption) were also organized on this occasion.

Two translation training programs were organized in collaboration with Central Translation Bureau, New Delhi during 22-26 April, 2024 and 14-18 October, 2024. Total 72 Officers and staff members were trained in both programs.



Rajbhasha Seminar and Speech Competition was organized on the occasion of International Mother Language Day on 21st February, 2025.



On the occasion of Rajbhasha Pakhwada Award Distribution Ceremony on 28th September, 2024, BCCL Coal Bharti Rajbhasha Samman for the year 2024 was presented to senior litterateur Mrs. Alka Sinha.

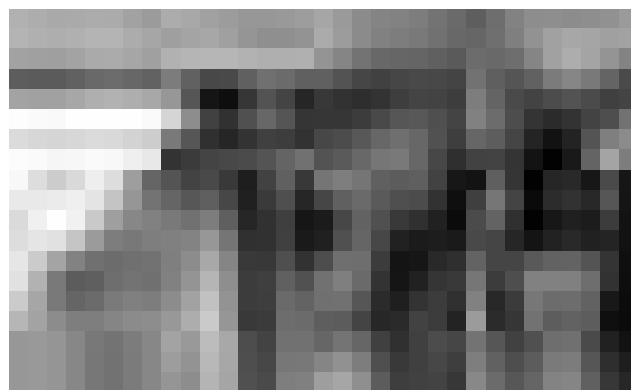


A grand All India Kavi Sammelan was organized on 31st August, 2024.

Hindi Publications:

Our company regularly publishes one of its half-yearly Hindi magazines called 'Koyla Bharati'. It is a popular Hindi magazine among corporate magazines. The 41st and 42nd issues of this magazine were published during the year 2024-25. These issues of the magazine were released on 28th September 2024 and 21st February 2025 respectively. Two Issues of 'Rajbhasha Sandesh', the half-yearly magazine of the Town Official Implementation Committee, Dhanbad was also published during the year. A poetry collection composed by officers and staff members of the company named 'Koyla Gungunata hai' was published and released on 02nd October, 2024. An official language and administrative terminology related book named 'Karyalay Sahayika' was also published and released on 25th February, 2025.

Apart from these publications, one Hindi magazine i.e. 'Coal Rashmi' was also published by Bastacolla area respectively.



National level Official Language Conference, Book Fair and Official Language Exhibition was organized on 28th January, 2025.

Official Language Fortnight:

Rajbhasha Pakhwada was celebrated from September 14th, 2024 to September 28th, 2024. Various Hindi competitions like Hindi Letter writing, Translation and terminology competition, self composed Hindi poem competition, knowledge of Hindi competition for students, Hindi essay competition for housewives etc. were conducted during the fortnight celebrations to promote Rajbhasha Hindi. A large number of employees participated in these competitions. The best three winners from each competition were awarded cash prizes and other participants were also awarded consolation prizes and participation certificates. Total 45 officer/staff members were awarded in BCCL Hq.

Four area offices and the six departments (technical and non-technical category) of the company headquarter were awarded the "Svargiya Shankar Dayal Singh Smriti Rajbhasha Samman" for their performance in the implementation of the official language in their offices during the year. These offices were selected as per the recommendation of the Corporate Level Official Language Inspection Committee. The prizes and shields were distributed on 28th September, 2024 on the prize distribution ceremony of Rajbhasha Pakhwara. In the program, Mrs. Alka Sinha, Eminent literary figure was invited as chief guest and he was honoured with prestigious BCCL Koyla Bharti Rajbhasha Award on this occasion.

Central Hindi Library and IT infrastructure:

Our company has a well-established Central Hindi Library. At present around 4800 standard Hindi books of literature, science and technology, sales and marketing, computer, life management, and other subjects are available. Hundreds of important and famous Hindi books are being purchased every year. Daily newspapers, magazines etc. are also provided in the library. During the year, Hindi books worth approximately ₹75,000/- were purchased on different occasions.

All the computer systems available in the company are supported by the Unicode standard and bilingual typing feature. In the changing scenario, Rajbhasha Department has imparted training to officers and staff members on 'Kanthasth Translation memory tool' and Hindi related Generative AI Tools. All the offices of BCCL Hq are equipped with voice typing facility in Hindi and English.

Town Official Language Implementation Committee (TOLIC):

Our Company has been a pioneer in spreading and promoting the Hindi language through the forum of 'Town



official language implementation committee - TOLIC'. The efforts towards the implementation of Rajbhasha through Nagar Rajbhasha Karyanvayan Samiti Dhanbad under the convenorship of our company were well recognized by the Department of the Official Language, Government of India. The first meeting of TOLIC for the year 2024-25 was held on 15th June, 2025 and the second meeting was held on 29th November, 2024.

Inspection:

The Rajbhasha inspection was also conducted in the company as per official language rules. The internal inspection committee has conducted the inspections in Brora, Block-2, Govindpur, Katras, Sijua and Washery Division including Finance Department, Pay Section, Board Secretariat, Internal Security Department, Quality Control Department, Material Management Department, Sales & Marketing Department, Excavation Department, Safety & Rescue Department, CMD Secretariat, DT(OP) Secretariat, DT(P&P) Secretariat, D (HR) Secretariat and Welfare Department, 14 HQ Departments during the year.

Awards and other achievements:

- The Town Official Language Implementation Committee, Dhanbad, constituted under the chairmanship of BCCL, was honored with the Third Prize shield and certificate by the Honorable Chief Minister of Assam, Shri Himanta Biswa Sharma, and the Honorable Union Minister of State for Home Affairs, Shri Nityanand Rai, on March 05th, 2025, in Guwahati (Assam).
- Bharat Coking Coal Limited was awarded the first prize (Official Language Excellence Award) by the Town Official Language Implementation Committee, Dhanbad in its half-yearly review Meeting held on 29th November 2024.
- Rajbhasha evam Prabandh Vikas Sansthan, New Delhi, honored BCCL with the Official Language Shield for innovative official language activities at the All India Hindi Conference held in Kanyakumari on November 20th, 2024.

27. VIGILANCE

Brief note on actions taken by Vigilance Department of BCCL on Preventive Vigilance, Punitive Action, Surveillance detection and other important achievements

Preface

Vigilance Department in any Organization is integral part of Management and helps the Organization in achieving its

objective in a value-based manner by promoting ethics, probity and transparency which plays an important part in creating fair public image of the Organization in the society. With the current emphasis of Central Vigilance Commission on "Transparency Index", it is necessary for any Organization to be in a state where it is rated very high in transparency which in turn is an indicator of fairness in dealings of the Organization. In order to achieve the Mission & Vision of the Company, Vigilance Department/BCCL under the guidance and Superintendence of Central Vigilance Commission & Ministry of Coal has adopted a three-pronged strategy to combat/prevent corruption/irregularities and promote equity, probity and transparency as described hereunder.

1. Preventive:

As the name indicates, this approach hinges upon undertaking of various steps which has the potential of obviating any future occurrence having a "Vigilance Angle". This methodology includes sensitization and other practical measures like plugging loopholes by issuing appropriate guidelines for system improvement in consultation with Management whenever required, educating and counselling the officials of the organization at various forums.

2. Punitive:

This approach dominantly comprises of taking punitive action against anyone found guilty of any act of omission or commission having a "Vigilance Angle". Punitive action is usually initiation of appropriate disciplinary action.

3. Surveillance:

This approach is based on undertaking surprise inspection based on information from complaint, credible sources, newspapers etc. Such inspections have a great multiplier effect and it deters the fence sitters.

Brief description of activities undertaken by the Vigilance Department of BCCL within the scope of above areas during the financial year 2024-25 is elaborated below:

A. Preventive Vigilance:

a) Surprise Check / Test Check:

During the year 2024-25 (from 01.04.2024 to 31.03.2025), Vigilance Department conducted 52 Surprise / Test Checks. Main thrust areas of surprise check were as under:



- i. Irregularities in Transportation of coal from Railway Siding.
- ii. Irregularities in Civil tendering / repairing job.
- iii. Weigh Bridges.
- iv. Coal Stock Measurement.
- v. Theft of Diesel.
- vi. Outsourcing patch / tendering process at CMC
- vii. IT initiative implementation.

b) Intensive Examination:

Importance of CTE type intensive examination of works is an effective preventive vigilance and system improvement tool. Vigilance Department undertook 06 CTE type Intensive examinations.

c) Observance of Vigilance Week for creating awareness:

As per the directives of Central Vigilance Commission contained in circular No. 09/08/24 dated 28.08.2024 issued by the Secretary, CVC, Vigilance Awareness Week-2023 was commemorated from 28.10.2024 to 03.11.2024 on the theme “**Culture of Integrity for Nation's Prosperity**” and for cultivating the usage of anti-corruption acts in official dealings and related activities to bring awareness right from top to bottom level in the organizational structure, successful celebration of “**Vigilance Awareness Week-2024**” was ensured in the entire Bharat Coking Coal Limited and its’ offices with effect from 28.10.2024 to 03.11.2024 in observance of the guidelines communicated by the CVC.

As per desired by Central Vigilance Commission as a prelude to “**Vigilance Awareness Week-2023**” a three months campaign (16th August 2024 – 15th November 2024) was taken up in the entire Bharat Coking Coal Limited and its’ offices in various location.

On this occasion, active participation of maximum officers and employees, both at corporate level as well as Area level, was ensured by organizing various competitions/activities based on the theme and edifying everyone to do all the official work in a selfless and impartial manner investing their persistent efforts in the anti-corruption campaign.

During the week, ample number of activities for sensitization were organized. It started with “Integrity Pledge” taking ceremony at BCCL HQ’s and all the Area’s/Unit/Collieries comprising more than 33500 employees of BCCL.

d) Activities/Events organized within the organisation

I. The Inauguration function of “**Vigilance Awareness Week-2024**” in BCCL was held on 28-10-2024 at 11:00 AM by garlanding Sardar Vallabhbhai Patel’s portrait and playing of CIL corporate song followed by oath taking ceremony in presence of HODs and other officers/employees headed by Functional Directors and at Area level headed by respective Area GMs and HODs. On this occasion, along with unveiling of the information to outline various programs to be organized under the theme of “**Culture of Integrity for Nation's Prosperity**”. The guidelines related to observance of vigilance awareness week were disseminated to all, requesting wide publication of all the activities / programs to be undertaken during the VAW-2024. The event was further followed by unveiling of in-house magazine “**CHETNA**” and “**e-compendium**” by the FDs and other dignitaries.

II. A High Rise Balloon with the theme of VAW-23 was kept flying during whole period (28.10.24 to 03.11.24).

III. Flying of balloons and release of ‘**Vigilance Rath**’ by the CVO & FDs:

After the inaugural function on 28.10.24, further essence was added to the celebration with flying of hot air balloons bearing slogans, posters and messages of awareness along with release of ‘Vigilance Rath’ by the CVO and FDs. Balloons representing the diversity & unity of India was released to touch the sky of development and prosperity.

Vigilance Rath was also flagged off on this occasion. Vigilance Rath is a four wheeled Vehicle covered with Vigilance Messages on all sides and with a Public Audio device which moved around different localities of Dhanbad City during the entire week so as to



sensitize the general public about the theme and on curbing of corruption. Total 05 nos of Vigilance Rath have been arranged to serve the same purpose.

IV. The workshops on theme of VAW-2024 and other sensitization programs like PIDPI discussions, Gram Sabhas, Essay/Quiz/Drawing Competitions, Nukkad, Prabhat Pheri etc. were also conducted in PAN BCCL during the Vigilance Awareness Week.

V. Two workshops on theme of VAW-2024 and Stress Management were also conducted during this week by the HRD department of BCCL wherein the employees from different areas participated.

VI. Inaugural function of VAW 2024 was streamed online of YouTube channel. Social Media Platforms of the organization such as Facebook, Twitter, Instagram, WhatsApp, and X.com were also used for posting various activities organized during VAW 2024.

e) Conduct of competitions (Activities/ Events organised within the organisation):

Table a): Conduct of competitions

Name of state	City /place	Specify program (Debate/ Elocution/ Panel discussion etc.)	No. of participants
Jharkhand	Dhanbad/ BCCL HQ	Debate Competition for Students	19
Jharkhand	Dhanbad/ BCCL HQ	Essay competition for Non-executives	24
Jharkhand	Sinidin Workshop/ BCCL	Elocution Competition for students	25
Jharkhand	Govindpur area/Sijua Area/Block	Quiz Competition for employees and families	283
Jharkhand	Dhanbad/ Block of BCCL/Govindpur/Sijua Area of BCCL	Poster Making and Slogan Writing competition for employees	69
Jharkhand	CV Area	Debate competition for Students	55
Jharkhand	Govindpur Area BCCL	Rangoli competition	21
Jharkhand	Block II/ Govinpur and Sijua Area of BCCL	Essay competition for Employees and their families	165
Jharkhand	Govindpur Area and WJ Area of BCCL	Short Film Making for spreading vigilance awareness	10
Jharkhand	Govindpur Area/ Katras/ Bastacolla/ EJ/ CV Area of BCCL	Walkathon	350

Table b): Other activities

Sl. No.	Activities	Details
1.	Distribution of Pamphlets / Banners	502 Posters / 390 Stickers



2.	Conduct of Workshop/ Sensitization programs	96 nos. of Workshops, 07 nos. of Gram Sabhas and one Nukkad natak as detailed below and under Table 3 (c&d) were conducted.
3.	Issue of Journal / Newsletter	<ol style="list-style-type: none"> 100 hard copies and e-version of in-house magazine “Chetna” were published E-Compendium of Standard Operating Procedures (SOP) 2024 for employees of BCCL is made available online.
4.	Any other activities	<ol style="list-style-type: none"> In order to disseminate the message regarding corruption free India among the general public/ citizens, “Vigilance Raths” with posters and audio clips for wide publicity in and around Dhanbad were flagged off by all working Areas of BCCL. Introduction of Assurance Registers a part of Vigilance Awareness Week 2024, the Vigilance Department of Bharat Coking Coal Limited(BCCL) has launched key initiative aimed at promoting transparency, compliance, and accountability across the organization. This initiative involves the introduction of an Assurance/Declaration Register, which has been signed by employees in all areas of the company during three-month campaign. A total of 2,106 employees provided their signatures

f) OUTREACH ACTIVITIES

Table a): Involving students in Schools

Name of State	Name of city/ Town/ village	Name of School	Details of activities conducted (date of activities may also be mentioned)	No. of students involved
Jharkhand	BCCL HQ Dhanbad Koyla Nagar	DAV Public School Barora	Painting Competition	93
Jharkhand	Barora Area, Baghmara, Dhanbad	Nehru Balika Vidyalaya, Dumra	Essay Writing Competition	64
Jharkhand		SVM Baghmara	Quiz Competition	106
Jharkhand	Dhanbad Baghmara	SVM Sinidihe	Essay Competition	110
Jharkhand	Dhanbad	Balika Uchh Vidyalaya Mudidih	Drawing Competition	50
Jharkhand	Dhanbad	Nehru Balika Uchh Vidyalaya, Tetulmari	Essay Competition	50
Jharkhand	Dhanbad	DAV Kusunda	Drawing Competition	24



Jharkhand	Dhanbad	DAV Alkusa	Theme based Painting Competition and Slogan Writing Competition	63
Jharkhand	Dhanbad	Adarsh High School Golkdih	Drawing and Painting Competition	62
Jharkhand	Dhanbad	DAV Lodna	Drawing, Essay and Prabhat Pheri	70
Jharkhand	Dhanbad	DAV, Moonidih	Poster Drawing Competition	124
Jharkhand	Dhanbad	SVM High School Digwadih	Drawing Competition	35
Jharkhand	Dhanbad	Vidya Vihar Mahila High School, Sudamdih	Essay Competition	28
Jharkhand	Dhanbad	DAV, Koyla Nagar, Dhanbad	Quiz Competition for Students	50
TOTAL				929

Table b): “Awareness Gram Sabhas”

Name of State	Name of city/ Town/ village	Name of Gram Panchayat where “Awareness Gram Sabha” is held	Details of activities conducted (date of activities may also be mentioned)	No. of Public/ citizens participated
Jharkhand	Katras Area, BCCL, Dhanbad	Lakarka Village	Gram Sabha Organised	50
Jharkhand	Sijua Area Area, Dhanbad	Tetulmari Panchayat	Gram Sabha Organised	100
Jharkhand	Eastern Jharia Area,	19 no Basti Bhowra Area	Gram Sabha Organised	74
Jharkhand	Block II Area	Sinidih	Gram Sabha Organised	40
Total				264

Table c) Seminars/Workshops

Name of State	Name of city/ Town/ village	No. of Seminars/ Workshops organized	Details of activities conducted (date of activities may also be mentioned)	No. of Public/ citizens participated
Jharkhand	BCCL HQ Koyla Bhawan	01	BCCL's Material Management Department organized a Vendors Meet to promote ethical practices, transparency, and accountability, aligning vendors with the organization's commitment to integrity and legal compliance.	34



Jharkhand	BCCL HQ Koyla Bhawan	01	BCCL's Sales Department organized a Vendors Meet to promote ethics, transparency, and accountability, aligning vendors with legal and organizational integrity.	26
Jharkhand	BCCL HQ Koyla Bhawan	01	A Vendors Meet was held on 21.09.2024 by Material Management, Barora, where staff took the vigilance oath and shared SOP details	50
Jharkhand	BCCL HQ Koyla Bhawan	01	CMC Department, BCCL organized a Vendors Meet to promote ethics, transparency, and accountability, aligning vendors with integrity, laws, and regulations	22
Total				132

g) OTHER ACTIVITIES

Sl. No.	Activities	Details
1.	Display of Banners /Posters etc.	<ol style="list-style-type: none"> 502 Posters / 390 Stickers/ 200 pamphlets. Display of large size hoarding (30 ft.* 10 ft.) in front of BCCL HQ main gate. Flying of High Rise Balloon (225ft) containing message of VAW at BCCL HQ. Release of colorful air balloons. Telecast of the message by CMD & CVO at public places in Dhanbad with an aim to widespread vigilance awareness in public.
2.	Use of Social Media	<p>Social Media Platforms of the organization such as Facebook, Twitter, Instagram, WhatsApp, and X.com was used for posting various activities organized during VAW 2024.</p> <p>Inaugural function of VAW 2024 was streamed online of YouTube channel.</p>

h) System Improvement: -

The following circulars / guidelines pertaining to different field / area of work were issued on the recommendation of the Vigilance Department for brining overall improvement in the procedures, systems and to ensure transparency.



1. Systemic improvement regarding reconciliation of data of the GPS-VTS and its specific amendment in NIT/ TD of the Transport / HoE contracts & setting up standards for regular updating the geo-fence in GPS-VTS system.
2. Setting up standards on positioning of trucks at weighbridges of BCCL as Systemic Improvement Measures.
3. Up gradation & Integration of different IT modules in a central monitoring platform at BCCL for better accountability & transparency.
4. System Improvement Measures to arrest Diesel pilferage
5. Alert Generation in SAP for Sensitive posting periods in BCCL
6. Updating company accommodation/quarter details in SAP
7. Scanning of Service records of employees and uploading in HR module of ERP

B) Punitive Vigilance:

The consolidated position of details of Cases taken up for investigation during 2024-25 in detailed in table under:

No. of cases taken up for investigation	449	
No. of investigation completed	401	
No. of cases taken up for Disciplinary Action	Cases	No. of Persons
i) Major	06	09
ii) Minor	13	26
No. of Departmental Inquiries completed	Cases	No. of Persons
	06	09
No. of cases in which penalty imposed.	Cases	No. of Persons
i) Major Penalty	03	03
ii) Minor Penalty	07	09
No. of Surprise Checks / Inspection conducted	52	
Intensive Examination of Works /Contracts undertaken/conducted	06	
No. of Prosecution Sanction	01	

Apart from the above, during the financial year 2024-25, CBI has registered 01 number of case, related to illegal gratification, criminal conspiracy, cheating, criminal misconduct, disproportionate of assets etc. against 01 BCCL official.

C) Surveillance detection:

Detective vigilance is aimed at identifying and verifying the occurrence of a lapse. During the financial year 2024-25, Agreed list for BCCL was prepared in consultation with SP, CBI, Dhanbad. The list of officers of doubtful integrity was also prepared for the said period.

D) Vigilance Clearance:

Vigilance Department of BCCL issued Vigilance Clearance giving Vigilance Status in respect of 9863 numbers of officials (Executives & Non-Executives) during the financial year 2024-25 (1.04.2024 to 31.03.2025).



28. STATUS OF TRANSACTION AUDIT PARAS IN BCCL

I. Details of Part IIA IR Paras pending for reply as on 31.03.2025

Sl. No.	Area	Period of IR	Para No	Brief description of the para	Present Status
1	Barora	2017-21	1	Inadequate security arrangement resulted in shortage of 4.9 lakh tonne of ROM coal valuing ₹58.72 crore.	Reply under process.
2.	Bastacolla	2021-24	1	The imprudent deviation of the coal transport contract resulted in avoidable expenditure of ₹16.84 crore.	Reply under process.
3.	Bastacolla	2021-24	2	Injudicious payment of drilling charges amounting to ₹15.15 crore in different collieries at Bastacolla area. (A) Injudicious payment of ₹5.62 crore for drilling work against the NIT at Dobari Colliery, Bastacolla Area. (B) Injudicious payment of ₹9.53 crore for drilling work at Kuya and Bastacolla OCP.	Reply under process.
4	Bastacolla	2021-24	3	Injudicious planning and execution of contract at Bastacolla area led to avoidable expenditure of ₹22.67 crore and lost the opportunity to save the total expenditure of ₹45.01 crore.	Reply under process.
5	Lodna	2019-23	1	Capital expenditure of ₹6.88 crore for the road, constructed in violation of EC conditions.	Reply under process.
6	M&S	2020-23	1	Loss of opportunity to earn additional revenue due to failure to supply targeted quantity/quality of raw coal to TSL washeries.	Reply under process.
7	M&S	2020-23	2	Non-implementation of STC rate with retrospective effect resulted in loss of revenue to the tune of ₹213.68 crore.	Reply under process.

II. Details of Part IIA IR Paras Replied to C&AG during the F.Y. 2024-25 and pending for settlement.

Sl. No.	Area/Unit	Year of IR	Para No.	Subject	Status	Remarks
1	MM	2014-16	2	Avoidable loss of ₹8.71 crore due to losing the opportunity on utilization of VAT Credit.	Replied	Pending for settlement.



2	Lodna	2019-23	2	A) Irregular payment of wage escalation amounting to ₹13.75 crore. B) Excess payment of ₹4.6 crore due to incorrect calculation of the revised rate of items under HEMM contracts.	Replied	Pending for settlement.
3	D(P)	2016-19	1	Excess payment of ₹14.15 crore to hired vehicle owner.	Replied	Pending for settlement.

II. Details of Part IIA IR Paras Replied to C&AG during the F.Y. 2024-25 and pending for settlement.

Sl. No.	Area/Unit	Year of IR	Para No.	Subject	Status	Remarks
1	MM	2014-16	2	Avoidable loss of ₹8.71 crore due to losing the opportunity on utilization of VAT Credit.	Replied	Pending for settlement.
2	Lodna	2019-23	2	A) Irregular payment of wage escalation amounting to ₹13.75 crore. B) Excess payment of ₹4.6 crore due to incorrect calculation of the revised rate of items under HEMM contracts.	Replied	Pending for settlement.
3	D(P)	2016-19	1	Excess payment of ₹14.15 crore to hired vehicle owner.	Replied	Pending for settlement.

III. Details of Part IIB IR Paras Replied to C&AG during the F.Y. 2024-25 and pending for settlement.

Sl. No.	Area/Unit	Year of IR	Para No.	Subject	Status	Remarks
1	Bastacolla	2015-18	2	Loss of ₹7.31 crore due to Shortage of coal.	Replied	Pending for settlement.
2.	D(P)	2016-19	3	Payment of ₹404.18 lakh as financial assistance to the project schools in excess of deficit.	Replied	Pending for settlement.
3.	D(P)	2016-19	5	Non-accountal of fund for the fire fighting activities under Jharia Action Plan.	Replied	Pending for settlement.
4.	D(T) OP	2020-22	2	Delay in closure of the HEMM contract leading to loss of interest	Replied	Pending for settlement.
5.	EJ	2018-22	4	Supply of inferior grade of coal resulted in grade slippage	Replied	Pending for settlement.



6.	Govindpur	2019-23	2	Avoidable payment of crushing charges of ₹3.13 crore to contractor despite having the two idle feeder breakers.	Replied	Pending for settlement.
7.	Govindpur	2019-23	4	Accumulation of spare parts of HEMM equipments due to non-analyzing the actual requirement thereof.	Replied	Pending for settlement.
8.	Govindpur	2019-23	5	Avoidable payment of demurrages, under / overloading charges of ₹7.35 crore due to non-operationalisation Rapid Loading System.	Replied	Pending for settlement.
9.	Govindpur	2019-23	6	Loss of revenue of ₹22.80 lakh due to under-recovery of burnt oil.	Replied	Pending for settlement.
10.	Katras	2017-20	2	Payment of Road tax and insurance premium on breakdown vehicles.	Replied	Pending for settlement.
11.	Kusunda	2014-17	4	Excess payment of ₹68.29 lakh due to wrong calculation of differential wages.	Replied	Pending for settlement.
12.	Kusunda	2014-17	7	Improper payment of ₹29.47 lakh to the HEMM Contractors.	Replied	Pending for settlement.
13.	Lodna	2019-23	1	Non-recovery of ₹5.09 crore from contractor.	Replied	Pending for settlement.
14.	Lodna	2019-23	2	Dispatch of unweighted rakes due to abnormal delay in the installation of the weighbridge.	Replied	Pending for settlement.
15.	Lodna	2019-23	3	Short recovery of professional tax.	Replied	Pending for settlement.
16.	Lodna	2019-23	4	Non recovery of license fee and/or energy charges.	Replied	Pending for settlement.
17.	Lodna	2019-23	5	Non-compliance of the provisions of Standing Operating Practice (SOP) led to loss of ₹5.57 crore.	Replied	Pending for settlement.
18.	Lodna	2019-23	6	Excess payment of ₹5.18 crore to the contractor.	Replied	Pending for settlement.
19.	Lodna	2019-23	7	Delay in obtaining deviation approval in HEMM contract led to cost overrun and loss of production.	Replied	Pending for settlement.
20.	Bastacolla	2018-21	3	Misc. Irregularities 3(A) Deployment of surplus manpower 3(B) Under Recovery of professional tax 3(C.) Under recovery of license fee ₹2.32 lakh.	Replied	Pending for settlement.



21.	Barora	2017-21	1	Avoidable expenditure amounting to ₹1.70 crore.	Replied	Pending for settlement.
22.	Sijua	2015-22	4	Misc Irregularities (A) Excess consumption of diesel (B) Non exploring the possibilities of re-commissioning of shovel resulted in premature survey off.	Replied	Pending for settlement.
23.	D(P)	2016-19	7	Accumulation of huge amount of interest on account of Land compensation.	Replied	Pending for settlement.
24.	M&S	2020-23	1	Non-realization of outstanding Performance Incentive dues (PI) from NTPC amounting to ₹336.67 Crore.	Replied	Pending for settlement.
25.	M&S	2020-23	2	Shortage/loss of coal to the tune of 43684.51 MT valuing ₹26.82 crore.	Replied	Pending for settlement.
26.	M&S	2020-23	3	Under recover Composition User Fee (CUF) amounting to ₹228.50 crore.	Replied	Pending for settlement.
27.	M&S	2017-20	1	Delay in price fixation of raw coal and washery products.	Replied	Pending for settlement.
28.	M&S	2017-20	2	Non – reconciliation of deemed delivered quantity of coal.	Replied	Pending for settlement.
29.	Block-II	2015-18	5	Dispatch of raw coal to washery and selling the same as washed power coal.	Replied	Pending for settlement.
30.	Barora	2017-21	2	Misc discrepancies in mining work at Patch-B of Phularitand Colliery (a) Improper dumping of OB (b) Non recover of demurrage charges from the private contractor	Replied	Pending for settlement.

Details of Part IIB IR Paras pending for reply as on 31.03.2025

Sl. No.	Area	Year of IR.	Para No	Subject	Remarks.
1	Barora	2017-21	3	Misc. Irregularities (a) Supply of unweighted coal (b) Non-compliance of directives for grounding of SDL	Reply Under Process
2.	Bastacolla	2013-15	1	Loss of ₹2.47 Crore due to non – Recovery of the extra service tax reimbursement to the contractor.	Reply Under Process



3.	Bastacolla	2018-21	1	Non-providing of hindrance free site leading to increase in lead hours without approval of competent authority.	Reply Under Process
4.	Bastacolla	2021-24	1	Imprudent deviation of HEMM contract resulted in avoidable expenditure to the tune of ₹45.84 crore	Reply Under Process
5.	Bastacolla	2021-24	2	Irregularities in transportation and supply of raw coal from Bastacolla OCP to Patherdih Washery.	Reply Under Process
6.	Bastacolla	2021-24	3	Loss of opportunity to avail electricity load factor rebate resulting in loss of ₹2.33 Cr.	Reply Under Process
7.	Bastacolla	2021-24	4	Area incurred a loss of ₹4.10 crore due to non-recovery of damage charges.	Reply Under Process
8.	Block-II	2018-22	1	(A) Avoidable expenditure of ₹7.18 crore due to non-utilisation of departmental HEMMs. (B) Injudicious consumption of diesel to the tune of ₹9.56 crore	Reply Under Process
9.	Block-II	2018-22	3	Injudicious payment of ₹3.54 crore to the coal transport contractor	Reply Under Process
10.	Block-II	2018-22	4	Remote possibilities of recovery amounting to ₹4.86 crore from the contractor	Reply Under Process
11.	CMC	2018-20	1	Excess payment of ₹2.83 crore due to consideration of incorrect factor for computation of wage escalation.	Reply Under Process
12.	CMC	2020-23	1	Lack adaical approach of the management led to expiry of Bank Guarantees to the tune of ₹10.40 crore before closure of the contract.	Reply Under Process
13.	CMC	2020-23	2	In-ordinate delay in closure of HEMM contract led to non-recovery of ₹9.57 crore from the contractor.	Reply Under Process
14.	EJ	2018-22	5	Misc Deficiencies (A) Injudicious payment of charge allowance (B) Irrational deployment of manpower inU/G (C.) Payment of penal electricity demand charges of ₹1.08 cr	Reply Under Process



15.	Govindpur	2019-23	1	Failure to resolve major hindrances of a outsourcing contract warranted extra expenditure to execute the left over work on re-tendering.	Reply Under Process
16.	Govindpur	2019-23	3	Blockage of coal reserve of ₹67.26 lakh tonne due to non-acquisition of land.	Reply Under Process
17.	Katras	2017-20	4	Miscellaneous Irregularities (A) Excess booking of mine closure expenditure as receivables (B) Violation of the provision of EPF and MP Act, 1952 (C.) Delay in adjustment of advances	Reply Under Process
18.	Lodna	2016-19	1	Non-exploring the scope of splitting the composite contract to protect the financial interest of the company.	Reply Under Process
19.	Lodna	2016-19	2	Non-recovery of outstanding dues pending with defaulter contractor ₹6.34 Crore.	Reply Under Process
20.	Lodna	2016-19	3	Excess payment of wages escalation and demurrages charges to the tune of ₹4.60 crore.	Reply Under Process
21.	M&S	2020-23	4	Non-realisation of compensation claim to the tune of ₹105.76 crore.	Reply Under Process
22.	MM	2017-19	3	Non – disposal of E-waste.	Reply Under Process
23.	Sijua	2015-22	2	Improper execution of the mining contracts (A) Releasing of excess payment without ensuring the quantum of work done. (B) Non imposition of penalty in deviation of terms of the contract.	Reply Under Process
24.	WJ	2017-21	5	Defective internal control and monitoring mechanism (i) Missing of LW -35 dumper from the company's record. (ii) Non-receipt of land compensation from NHAI	Reply Under Process
25.	D(F)	2012-13	7	Occupation of housing accommodation by officers/officials above their eligibility-possible loss due to recovery of lesser rent.	Reply Under Process



26.	D(F)	2020-24	1	Refund of EMD amounting to ₹15.46 crore in E-Auction due to operational issues in Coal Allocation and Dispatch.	Reply Under Process
27.	D(F)	2020-24	2	Dis-allowance of GST Transitional ITC (input tax credit) amounting to ₹9.01 crore along with imposition of penalty	Reply Under Process
28.	D(F)	2020-24	3	Reduction in free loading time let to an extra expenditure amounting to ₹6.68 crore	Reply Under Process
29.	D(F)	2020-24	4	Poor realization of coal sale dues forced to avail loan facilities from financial institution	Reply Under Process
30.	Kusunda	2014-17	6	Unfruitful expenditure of ₹22.70 crore on construction of miners quarter.	Reply Under Process
31.	Kusunda	2019-24	1	Violations of the guidelines of Ministry of Environment, Forest & Climate change (MoEF&CC) in case of Busserya Gondudih Khas Kusunda (BGKKC) Colliery	Reply Under Process
32.	Kusunda	2019-24	2	Pre-mature survey-off of Heavy Earth Moving Machineries (HEMM).	Reply Under Process
33.	Kusunda	2019-24	3	Non-compliance of “Uniform policy for identification of obsolete items and their disposal” framed by Coal India Ltd. (CIL) for its subsidiaries resulting in blockage of funds of ₹1.34 crore at Kusunda area, BCCL	Reply Under Process
34.	Kusunda	2019-24	4	Election duty allowance amounting to ₹14.40 Lakh paid to Executives of the Area during 2024-25 in violation of DPE Guidelines	Reply Under Process

e) Statistics of RTI for the year 2024-25.

Particulars	Nos
No. of RTI applications received	1391
No. of RTI applications replied	1326
No. of RTI applications rejected	43



No. of appeals received	156
No. of appeals disposed off	162
No. of designated CPIO	16
No. of 1 st Appellate Authority	16

No fine or any kind of advance action taken in the year 2024-25.

Frequently Asked Question (FAQ) under RTI Act are as under:

- Questions regarding compensation appointed under clause No. 9.4.3 & 9.4.0 of NCWA and employment under land loser scheme.
- Regarding Tender details.
- Service related matter like promotion, increment etc.
- Payment of Pension/CMPF matters.
- Details regarding outsourcing agencies.
- Details of transfer/ Posting.

29. CONSTRUCTION OF NEW WASHERIES IN BCCL.

CONSTRUCTION OF NEW WASHERIES IN BCCL & NEW INITIATIVE(S) TO ENHANCE SUPPLY OF WASHED COKING COAL TO STEEL SECTOR ACHIEVEMENTS IN 2024-25

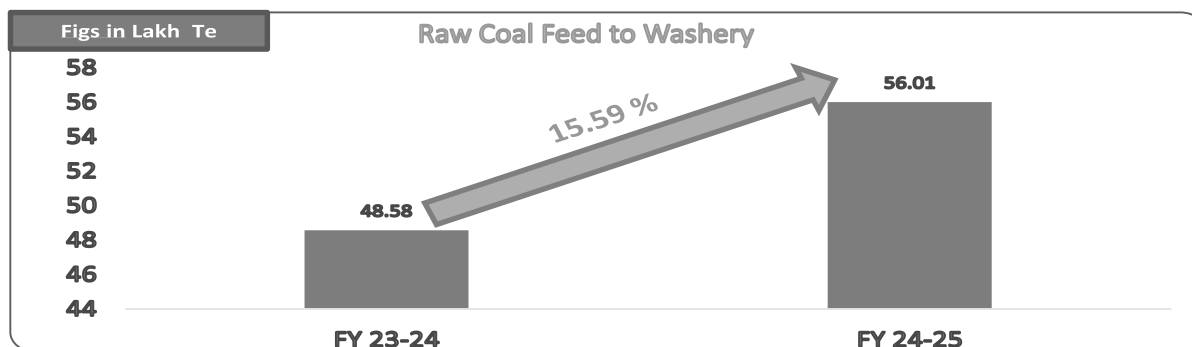
❖ **Monetization of 2.0 MTPA Dugda Coal Washery** - First-ever monetization of a coal washery in India Under the guidance of Ministry of Coal, Bharat Coking Coal Limited (BCCL), a CIL subsidiary has achieved a historic milestone by successfully monetizing the 2 MTPA Dugda Coal Washery located in Bokaro, Jharkhand. LOI issued on 28.03.2025 for Dugda washery marks a transformative step in coal sector reforms, reinforcing the country's commitment to enhancing efficiency, asset optimization, and energy security.

The Monetization will ensure steady revenue to BCCL through periodic lease rental for 25 years and also ensure sale of 2.0 MT Coal per annum at a higher premium of ~ 26% over and above the regulated price

❖ **Monetization of Sudamdih Washery:** A key step in the monetization of the Sudamdih Washery was achieved with the tender floated on 28th March 2025.

❖ **Capital Expenditure** : Board of BCCL approved the proposal in its meeting held on 18.03.2025

❖ **One year of Commercial Operation of 5.0 MTPA Madhuband Coal Washery:** With the successful commencement of commercial operation of New Madhuband Washery, the raw coal feed to the washery increased from 48.58 Lakh Te in FY 23-24 to 56.01 Lakh Te in FY 24-25.

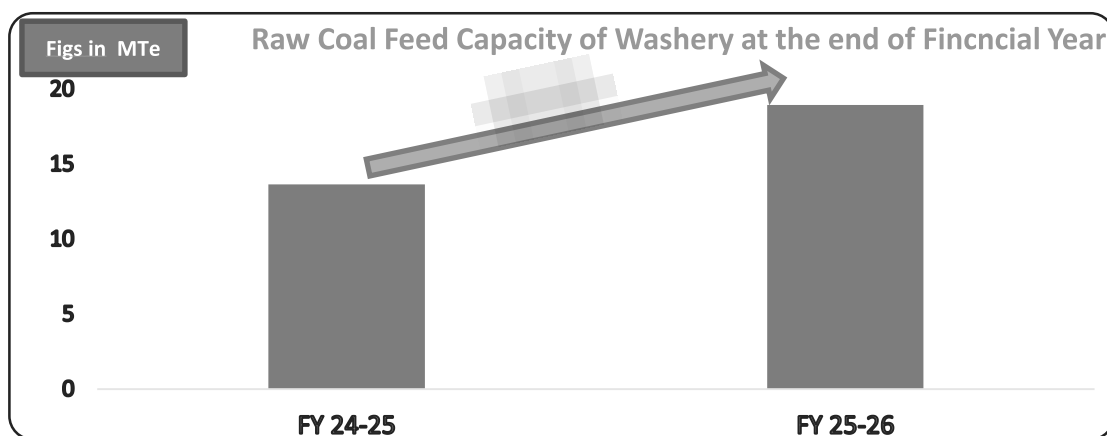


Out of total raw coal feed in FY 24-25, 20% of raw coal feed was achieved by newly constructed NLW Madhuband washery.

❖ **Key Milestone Set to Propel Growth in FY 2025–26:**

Bharat Coking Coal Limited (BCCL) is set to increase its domestic raw coking coal washing capacity from the current 13.65 million tonnes per annum (MTPA) to 18.95 MTPA by the end of FY 2025–26. This growth will be driven by three ongoing key projects:

- The construction of Bhojudih Washery (2 MTPA),
- The construction of Patherdih Washery (2.5 MTPA),
- The revamping of the existing Moonidih Washery (adding 0.8 MTPA).



▪ **INTRODUCTION**

With transformative measures taken by Ministry of Coal under ‘Aatmanirbhar Bharat’ initiative of PM, domestic raw Coking Coal production is likely to reach 140 MT by 2030.

The Ministry of Coal has launched “**Mission Coking Coal**” to enhance domestic coking coal production to reduce import of coking coal, keeping in view the demand projection of steel sector. In a strategic move towards maximizing the potential of India's coking coal sector and recognizing the increasing demand for cleaner and more efficient coal, the establishment of newly constructed washeries and upcoming washeries aims to meet the nation's coal requirements while upholding stringent quality standards with incorporation of latest technologies to boost clean coal production efficiently.

By adopting cutting-edge techniques and methodologies, the coal sector can maximize the yield of high-quality coal, thus contributing to India's energy security and sustainability goals. With this aim, India can significantly reduce its reliance on coal imports and promote domestic coal beneficiation.

VISION OF WASHERY CONSTRUCTION DIVISION (BCCL):

BCCL, through its Washery Construction Division, has been playing a pivotal role in advancing the nation's strategic objective of reducing dependency on imported coking coal and strengthening domestic coal-based infrastructure. The company's efforts are in line with the broader goals of Mission Coking Coal, an initiative designed to fortify India's steel production capacity.

To realize this vision, the Washery Construction Division has undertaken a multi-pronged strategy encompassing:

- Construction of new washeries with state of the art technologies.
- Renovation and revamping of existing infrastructure.
- Monetization of old & obsolete assets.



EXISTING COKING COAL WASHING CAPACITY


At present, Bharat Coking Coal Limited (BCCL)'s domestic raw coking coal washing capacity is about 13.65 MT per annum including 11.60 MT of the BOM operated washeries. Status of 05 operational Coking Coal Washeries-

BCCL Operated Coking Coal Washeries:

Sl	Washery	Operational Capacity (Installed Capacity) in MTPA
1	Moonidih	0.80 (1.60)
2	Madhuband	1.25 (2.50)
	Total	2.05 (4.10)

BOM Operated Coking Coal Washeries:

Sl	Washery	Operational Capacity (MTPA)
1	Dahibari	1.60
2	Patherdih-I	5.00
3	Madhuband New	5.00
	Total	11.60





5.0 MTPA MADHUBAND NLW WASHERY





► UPCOMING COKING COAL WASHING CAPACITY

As part of its ambitious expansion strategy, BCCL is currently overseeing the implementation of three state-of-the-art coal washeries under the Build-Operate-Maintain (BOM) model by engaging private expertise in design, construction, and long-term operation., which together will contribute a cumulative washing capacity of 7.0 MTPA. These projects represent not only an infrastructural investment but also a strategic endeavor to enhance the long-term supply of high-quality washed coking coal essential for India's steel industry.


Upcoming BOM Operated Coking Coal Washeries (UNDER CONSTRUCTION):

Sl No	Washery	Capacity (Mtpa)	BOM Operator	Expected date of Commissioning	Status
1	Patherdih-II	2.5	ACB (India) Limited	Mar-26	60% construction work completed. Design & Engineering, Civil & Structural Works, Procurement of P&M are in progress.
2	Bhojudih	2.0	ACB (India) Limited	May-25	99% construction completed. Fabrication & Structural work of RLS is in progress.
3	New Moonidih	2.5	To be decided	Mar-28	Model Bid Document approved at CIL. RFP/RFQ is being prepared by CMPDIL. EC awaited.
	Total	7.0			





2.0 MTPA BHOJUDIH NLW WASHERY





Electrical & Automation EB2

➤ **REVAMPING OF EXISTING COKING COAL WASHING CAPACITY**

Furthermore, BCCL is revamping the existing Moonidih Washery with incorporation of latest technologies to boost clean coal production efficiently and to enhance its operational capacity from 0.8 MTPA to 1.6 MTPA.

The upgraded facility is expected to significantly improve efficiency while meeting the growing demand for high-grade coking coal in the market.



RENOVATION OF OLD MOONIDIH WASHERY UNDER PROGRESS

➤ **DEVELOPMENT OF RAILWAY SIDING FOR NEW WASHERIES**

Among the most noteworthy accomplishments of the Washery Construction Division in the year 2024-25 has been the considerable progress made in the development of railway sidings for the new washeries. These dedicated railway infrastructures play a vital role in the overall operational ecosystem of coal washeries, facilitating the swift and efficient dispatch of washed coking coal to steel plants and other industrial consumer.

BCCL's integrated approach to coal beneficiation and transportation towards parallel advancement of washery construction and associated rail infrastructure ensures vital points:



- Efficient Coal Transportation
- Dedicated Loading/Unloading Zone
- Reduced Turnaround Time
- Cost-Effective Logistics
- Improved Safety and Control
- Reduced Road Congestion and Environmental Impact
- Supports Continuous Operations
- Increased Productivity of Washery

Sl.	WASHERY	STATUS
1.	2.0 MTPA Bhojudih Washery	<ul style="list-style-type: none"> •Civil work: 98% completed. •OHE work: 98% completed. •S&T work: 100% completed.
2.	5.0 MTPA Patherdih Washery	<ul style="list-style-type: none"> •Civil work: 70 % completed. •OHE Work: 78 % completed. •S&T work: 45% completed.
3.	2.5 MTPA Patherdih Washery	<ul style="list-style-type: none"> •Civil work: 65% Completed. •OHE Work: 25% Completed.

By revamping the existing infrastructure and building new washeries, BCCL is laying a strong foundation for meeting the future energy and resource needs of the nation's industrial sector with such vision, BCCL will be able to achieve about 18.95 MT per annum of raw coal washing capacity by end of FY 2025-26, thereby reducing import of coking coal.

NEW INITIATIVE

► MONETIZATION OF EXISTING COKING COAL WASHERIES

The monetization of old and obsolete Washerries of Bharat Coking Coal Limited (BCCL), the prime supplier of coking coal in India, aligns perfectly with the vision of Aatmanirbhar Bharat towards minimizing the import of coking coal and fostering a more robust and resilient steel sector.

The monetization model is poised to attract significant investor interest from the steel sector, further stimulating economic activity, and fostering job creation in the region while also refurbishing/ redeveloping the national assets. With a commitment to sustainability and technological advancement, BCCL stands poised to redefine the landscape of

India's coal sector, driving progress and prosperity for generations to come.

The National Monetization Pipeline (NMP), introduced by the Government of India in August 2021, represents a transformative initiative aimed at unlocking the economic potential of public assets, including coal washeries, through private sector participation.

Among the entities central to this initiative is Bharat Coking Coal Limited (BCCL) which operates a significant share of India's coking coal washeries. The auction of BCCL's coal washeries under the NMP framework marks a pivotal shift in India's coal sector, blending public asset monetization with the strategic goal of reducing import dependence and bolstering domestic industrial capabilities.

MONETIZATION OF DUGDA COAL WASHERY

BCCL, a subsidiary of Coal India Limited (CIL), operates Dugda Coal Washery, which has an installed capacity of 2 million tonnes per annum (MTPA). Commissioned in 1968, the washery has suffered from declining performance due to aging infrastructure.

The transaction structure is to lease the washery through a forward auction and the successful bidder will enter into a Washery Development & Operations Agreement (WDOA) and a Fuel Supply Agreement (FSA) with BCCL. The contract period will be 25 years, extendable by 5 years and the WDO will renovate, operate, and maintain the washery while paying lease rentals and coal linkage premiums.

The future endeavors of BCCL for monetization of obsolete coking coal washeries is as under:

Sl.	WASHERY	STATUS
1	Dugda	Tender for monetization of old existing 2.0 MTPA Dugda Coal Washery is published on 10 th Dec 2024. Letter of Intent (LOI) was issued on 28.03.2025.
2	Sudamdih	Tender for old existing 1.6 MTPA Sudamdih Coal Washery is published on 28.03.2025.



3	Mahuda	The tender for the monetization is expected to be published in FY2025-26.
---	--------	---

► PERFORMANCE OF BCCL-TSL WASHING VENTURE IN 2024-25

An innovative business model was developed in 2019-20 and being operationalized for utilizing the unused washing capacity of TATA Steel Limited with a goal to enhance the supply of indigenous coking coal to steel sector in consonance with the vision of Government of India - Aatmanirbhar Bharat. Performance in 2024-25

- Raw coking Feed – 15.68 Lakh Te.
- WC dispatched to Steel Plant – 7.82 Lakh Te.
- Total WC dispatched by BCCL - 17.0 Lakh Te.
- Import Substitution- 115 Million \$

This venture contributed 46% of total supply of Washed Coking Coal to Steel Sector by BCCL in financial year 2024-25.

30. STATUS OF EXECUTION OF JHARIA MASTER PLAN

Jharia Master Plan for dealing with fire, subsidence and rehabilitation in the lease hold of Bharat Coking Coal Limited (BCCL) was approved on 12th August 2009 by Govt. of India with an estimated budget provision of ₹7,112.11 Cr. for Jharia Coalfields. Implementation period was of 10+2 year The tenure of the same had been ended on 11th August 2021.

As per the directive of Cabinet Secretary, a Committee to review Jharia Master Plan under the Chairmanship of Secretary (Coal) was constituted on 25th August 2021. The committee has submitted its report, based upon which a Revised Master Plan has been prepared which is under approval.

Summarized Status of Implementation of Jharia Master Plan

Fire dealing:

BCCL is continuously monitoring the surface fire spread through regular surveys being done by National Remote Sensing Center (NRSC) Hyderabad. As per the survey done in year 2020-21, NRSC has

identified 27 fire locations. BCCL has taken action on these locations through formulation of mining patches for fire dealing.

Out of these 27 patches, 16 are economically viable. Work has been awarded and coal extraction has started at 15 locations. For 1 location project has been awarded on MDO revenue sharing mode and condition precedent is being complied by MDO.

Out of balance 11 locations, at 10 locations fire has shown decreasing trend or having marginal fire. Hence these locations are being dealt by surface blanketing. Out of these 10 locations blanketing has been completed at 8 locations. The process of digging out the fire at remaining 1 site is found to be economically unviable for which proposal has been prepared with Viability Gap Funding (VGF).

Rehabilitation:

As per the original Jharia Master Plan, total 29444 LTH families, 23847 Non LTH families & 868 other structures) were surveyed at 595 nos. of JMP sites in year 2004.

Subsequently, as per the survey of year 2019 (conducted by JRDA) the total families to be shifted is 32064 LTH families, 72882 Non LTH families and 868 other structures.

For rehabilitation of Non LTH families, 18272 houses are being constructed in Belgaria Rehabilitation Township “JhariaVihar” by JRDA out of which 6480 nos. of houses have been made ready in all respect and 2855 Non LTH families have been shifted in these houses from fire & subsidence affected areas.

In order to rehabilitate BCCL employees residing in fire & subsidence affected areas, 15713 no. of houses have been taken up for construction by BCCL out of which 14137 houses have been completed till date and 4479 BCCL employees have been shifted in these houses.

31. ENVIRONMENT & ECOLOGY

(A) ENVIRONMENTAL CLEARANCES FOR BCCL MINES & WASHERIES

BCCL has formulated a Cluster Concept (approved by MoEF&CC in Dec 2009) grouping all its operative/inoperative/proposed mines (including Pit head washeries) into 17 Clusters for obtaining environmental clearances and management thereof.




STATUS OF EC

- EC of all 17 clusters is available covering all operative, discontinued and proposed mines.
- Amendment is obtained as per individual mine requirement keeping cluster capacity same.
- EC Enhancement of Cluster VIII obtained on 02.05.2024 for 20% Expansion.
- EC Amendment of Cluster VII obtained for Rajapur Highwall Mining.
- EC Amendment for Cluster III obtained for single EC in name of Cluster III.
- EC Enhancement of Cluster X recommended in EAC obtained on 18.03.2025
- Total peak Capacity for 17 clusters is 94.17 MTPA.
- Environmental Clearance for Patherdih coal Washery 5.0 MTPA Madhuban Coal Washeries 5.0 MTPA, PatherdihNLW Washery 2.5 MTPA, Dugda Washery 2.5 MTPA, Bhojudih washery 2 MTPA are available.
- For expansion of Cluster XI for inclusion of New Moonidih Washery 2.5 MTPA, EMP submitted to MoEF & CC for grant of EC. ADS raised by MoEF&CC complied and after deliberations fresh ADS raised which is being complied. Revision of Mining Plan & Closure Plan under Cluster XI is being prepared by CMPDI.

ENVIRONMENTAL COMPLIANCES:


BCCL has taken actions for compliance of all conditions of Environmental Clearances and submitting the compliance to regulatory authorities regularly which along with Clearance letters are uploaded on BCCL official website.

- Studies required under EC are being conducted. Ground water monitoring, satellite based land use, vegetation cover mapping, reduction in pollution by reducing road transport etc are entrusted to CMPDI.
- BCCL has procured 16 trolley mounted Fog canon in addition to its existing fleet of Fog cannons.



Trolley Mounted Fog cannons

- To cover mines, sidings and washeries, 40 nos of
- online PM₁₀ Analyzers are operational and connected with State Pollution control Board Portal.
 - Fresh tender for procurement of 15 COAAQMS with Meteorological parameters measurement facility is under process.
 - 05 Mechanical Sweeper has been procured and under operation.
 - PCC/PQC coal transport roads have been constructed/ under construction to minimize dust generation from vehicle movement.




Mechanical Sweeper in EJ Area

- DWLR is installed in all 23 nos Piezometer wells established for Ground water monitoring in cluster of mines of BCCL. Mine pumps are provided with digital flow meter and connected via telemetry system for continuous logging of ground water abstraction data.
- NRSC is carrying out periodic Time series coal mine Fire Mapping (Thermal Infra-red), submitted report in 2014, 2018 and in 2021.



- In addition to mines and washeries, Health care facilities are also complying environmental norms, disposing as per bio medical rules. ETP operational at Health Care Facilities (Central Hospital and Regional Hospitals).



**ETP in Central Hospital, BCCL
Flow Meter in P.B. Area**

- Green belt is being continuously developed to work as barrier to air pollution.

(B) FORESTRY CLEARANCE:

BCCL is identifying forest land as per record of State Forest Department, State Land & revenue department and obtaining forestry clearances wherever applicable.

- Stage-I proposal for diversion of 16.49 Ha of forest land in Kuya colliery, Bastacolla Area (in continuation of 234.08 Ha already diverted): Query raised by MoEF&CC New Delhi has been complied and presently proposal is with DFO, Dhanbad.
- Stage I FC proposal for diversion of 133.69 Ha forest land in Muraidih Colliery, Barora Area. NoC for GMJJ Land issued on 09.12.2024. Proposal is with DFO, Dhanbad for review of KML and DGPS Map of revised CA land.

(C) Ground Water No Objection Certificate:

Renewal of NoC of all applicable cluster applied within validity period and requisite demands raised by CGWA has been submitted. Renewal NOC granted

for Cluster I, Cluster III, Cluster V, Cluster IX and Cluster X.

Renewal NOC of other Clusters are under process of grant.

(D) CONSENT FROM PCB: The CTO of all clusters of mines have been renewed timely and valid.

(E) GREENING INITIATIVE:

- 1) Till 2024-25, BCCL has done biological reclamation over 1637.79 Ha consisting of 34, 95,599 no. of plants including 35,694 gabion plantation.
- 2) In FY 2024-25, 52.26 Ha work completed including grassing, the detailed status is as under:
 - i. Plantation within leasehold: 6.26 Ha.
 - ii. Grassing on temporary OB dumps: 20.0 Ha
 - iii. Plantation on degraded forest land along Barakar River for a length of 11 km outside the leasehold of BCCL: 22.0 Ha
 - iv. Plantation along NH-2 (Delhi-Kolkata National Highway) through West Bengal Forest Development Corporation (WBFDC) : 4.0 Ha

In addition to the aforementioned afforestation works,

- Work awarded for plantation of 8000 nos of plants at 9.59 Ha of Nagar Van outside the leasehold being developed in Dhanbad through DFO, Dhanbad.
- 36.41 Ha of plantation work awarded to DFO, Dhanbad for plantation on degraded mined areas/ OB dumps.
- Work awarded for 4065 nos of avenue plantation.


Green Credit Programme

Under Green Credit Programme, MoEF&CC, BCCL has booked 200 Ha of land parcels for plantation as follows - 50 Ha booked Bihar and 150 Ha booked at Jharkhand of which, the payment of ₹3.24 Crores for Plantation at Kaimur, Bihar during the year 2024-25 has been made.





Ecological restoration site, Muraidih, Barora Area




Ecological restoration site, ABOCP, Block-II Area


ECO-PARKS

Along with establishment of the natural forests over the degraded mined out areas and OB dumps, BCCL has also been developing eco-parks over some degraded mined out areas and OB dumps sites, with an aim to connect with the local communities residing nearby the mining areas of BCCL. Various eco parks of BCCL popular in local communities are Vrindavan Eco Park, Kusunda Area; Parasnath Udyaan, Katras Area; Govardhan Eco-park, Bastacolla Area, Netaji Subhash Chandra Bose Eco-park, Kuya, Bastacolla Area. In addition, Panchvati Eco-park is developed in Koyla Nagar.



Further, two new Eco-parks are being developed at WJ Area and Govindpur Area respectively.



Parasnath Udyaan, AKWMC, Katras Area



Vrindavan Eco- park, GKKC Kusunda Area



Govardhan Eco-park, Bera, Bastacolla Area

(F) MINE CLOSURE PLAN IMPLEMENTATION

- Mines of BCCL are under progressive closure phase for which 56 Mine Closure Plans for mines/ group of mines are prepared. Out of 56 mine, 14 mines with progressive closure are presently inoperative, however, out of the 14 mines, work awarded in MDO for Salanpur, Loyabad, PB project grp .& Madhuband for re-operationalization.



Annual closure cost are regularly being deposited into escrow A/C opened for the purpose and BCCL has deposited ₹ 711.9 crores (approx.) in escrow A/Cs till 31.03.2025, as a financial assurance for Closure activity implementation and showing commitment of BCCL in this regard.


- As per guidelines issued by Ministry of Coal on 28.10.2022 regarding mines discontinued/ abandoned /closed before 2009, BCCL has taken re-operationalization initiatives and prepared temporary Mine Closure plan for 09 mines which are not to be immediately re-operationalized.
- Under TMCP following activities are being done: Post Closure Air & Water Quality monitoring being done by RI-II, CMPDI. Work awarded for “securing Air shaft and sealing of Incline for providing safety & security as per TMCP of 06 mines” under W.J. Area & for “dismantling works related to temporary mine closure plan of 03 mines under C.V. Area”. Medical camps being conducted.
- CCO has released reimbursement of ₹46.09 Crores till F.Y.2024-25.
- For second phase of mine closure audit, committee finalized the list of mines and the MoC notified agency for 3rd party Audit.

(G) ENVIRONMENTAL AWARENESS

BCCL has taken steps to sensitize all stakeholders for developing a better environment:

a) Eco-Mining Tourism: Since 2016-17, BCCL has been promoting the Eco-mining tourism in its mines and ecological restoration sites /Eco-Parks for showcasing the mining activities and ecological restoration sites /Eco-Parks. Every year various schools, colleges and professional institutes have been visiting these eco-restoration sites and eco-parks to know about the mining and the suitable method to restore these degraded lands into natural vegetation of the region. In FY 2024-25, approx. 400 students/ delegates from various renowned institutes such as BIT Sindri; IIT (ISM), Dhanbad; BBKMU, Dhanbad; DAV School, Moonidih; DPS, Dhanbad and DAV School, Koyla Nagar Dhanbad etc visited these eco-parks and praised the work being done by BCCL in form of eco-park development in the coalfield areas.



b) Environmental Newsletter of BCCL: BCCL is publishing “Paryavaran Darpan”, an environmental newsletter to create awareness about the various activities related to environment and to provide platform for sharing the best practices, new technologies adopted by BCCL, disseminating valuable information and propagating awareness that will pave the way for attaining the goal of environment protection, since 2015. This year 21st edition of Paryavaran Darpan was released on World Environment Day 2024. The newsletter is also uploaded on BCCL website for awareness.



Release of Paryavaran Darpan on World Environment Day 2024



c) To create environmental awareness among the surrounding public and other stake holders and create environment friendly image of company, environment department and different areas of BCCL have celebrated various days related to Environment such as World Environment Day, etc. A plenty of Activities like plantation, quiz competition, Essay writing, T-shirt Painting & Rangoli competition were organized on these occasions.

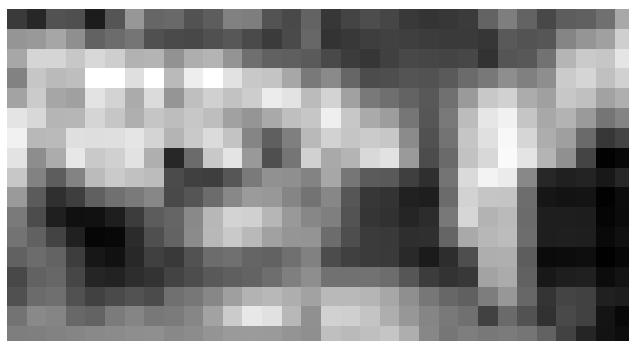


Painting competition for School going children and Essay competition on occasion of World Environment Day.

d)Vriksharopan Abhiyan 2024

From Panchvati Eco-Park, BCCL, Hon'ble Union Minister of Coal & Mines, Shri G. Kishan Reddy launched Vriksharopan Abhiyan- 2024 on 25th July 2024 to enhance the greenery in and around the coalfield, with an aim to increase the share of coal

sector in the forest cover and contribution to the India's commitment in COP-21. BCCL participated with great enthusiasm and carried out plantation and ensured public participation in the greening of the mining areas by plantation and sapling distribution. In Vriksharopan Abhiyan, BCCL planted a total of 28320 plants including 16020 plantation and 12,300 distribution has been planted during the launch of Vriksharopan Abhiyan-2024.





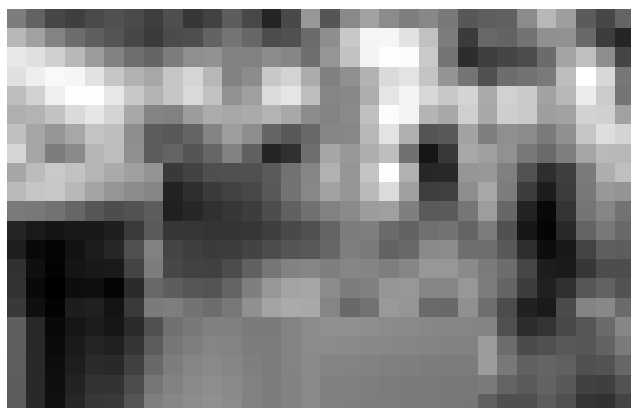

Launch of Vriksharopan Abhiyan -2024 by Hon'ble Minister of Coal, Shri G Kishan Reddy in presence of Shri Dhullu Mahto, Hon'ble MP (Dhanbad); Shri Amrit Lal Meena, Secretary (Coal); Shri P M Prasad; Chairman, CIL and Shri Samiran Dutta, CMD, BCCL at Panchvati Eco-Park, BCCL.

e) BCCL'S 'EK PED MAA KE NAAM' – A MASSIVE PLAN-COMPANY PLANTATION DRIVE

In a significant effort towards environmental conservation, BCCL proudly carried out a large-scale 'Ek Ped Maa Ke Naam' plantation drive across all its areas and Head Quarter, Koyla Nagar.

Shri Satish Chandra Dubey, Hon'ble Minister of State for Coal and Mines, Govt. of India, visited our subsidiary, BCCL. He participated in the ongoing 'Ek Ped Maa Ke Naam' campaign at Panchvati Eco Park, at Koyla Nagar, BCCL.






Through this initiative, BCCL aims not only to green the spaces we inhabit but also to inspire a deeper connection to Mother Nature. Each sapling planted stands as a symbol of growth, hope, and a commitment to a cleaner, healthier planet.

(H) POLLUTION CONTROL MEASURES

a. Air Control Measures

- i. 112 Mobile water sprinklers are deployed for dust suppression on haul roads. In addition 18 water sprinklers with mist attachment, 13 truck mounted fog cannons and 24 trolley mounted fog cannons are deployed for effective dust suppression.

- ii. Wheel washing arrangement has been provided in Barora, Block-II, Katras, EJ, Sijua, Kusunda, Bastacolla Area, PB Area and Moonidih Washery.
- iii. Coal Handling Plants (CHPs) are being enclosed to reduce coal dust emission outside CHP.
- iv. Drills are provided with dust extractors/wet drilling mechanism.
- v. Non-active over burden (OB) dumps is provided with grass cover to prevent dust emission.
- vi. Regular ambient air quality monitoring is being done to monitor the air quality and corrective actions are being taken in case of any adverse report.





b. Water pollution control measures

- c. Disposal of Hazardous solid waste containing oil**

This comes under Hazardous Waste Category 5.2. Authorization from State Pollution Control

Board is duly taken and these wastes are stored in specifically constructed sheds and disposed off through authorized Common Treatment Storage & Disposal Site, available in the state.

Noise generation by equipment is kept under control by regular maintenance. Blasting operations are carried out between 14:00 to 15:00 hours only i.e. during change of shifts. Ear-muffs and ear-plugs are provided to employees wherever required.

Bio Medical Waste at Regional Hospitals are being disposed off through authorized CBWTF except Central Hospital, Dhanbad where in-house incinerator is operative.

1. Strengthening BCCL's Digital Presence

- Expansion to LinkedIn

BCCL strategically launched its official LinkedIn account in FY 2024–25, marking its foray into the professional networking ecosystem. Within less than a year, the page garnered 4,700 followers, registering an average 9% monthly growth in engagement and reach.

- Consistent Multi-Platform Growth

BCCL witnessed significant digital traction across major social media platforms:

- X (formerly Twitter) – 7% follower growth
- Facebook – 15% increase in page followers
- YouTube – 36% surge in subscriber base

These platforms are now crucial tools in real-time public engagement, brand promotion, and corporate communication.

2. Extensive Media Coverage on Key Milestones

In the financial year 2024–25, BCCL garnered significant national media visibility, underlining its rising prominence within the Indian coal and energy sector. The company’s strategic initiatives - including Mine Developer and Operator (MDO) projects, construction of coal washeries, and key



operational milestones were extensively covered by leading national dailies, prominent digital platforms, and electronic media outlets.

Notably, landmark achievements such as the declaration of BCCL's first-ever dividend and the successful execution of Special Campaign 4.0 were highlighted in national broadcasts, including Doordarshan and Zee News etc.

Beyond its core operations, BCCL also attracted media attention for its community development efforts. Coverage included:

- Health camps organised for local communities
- Educational outreach initiatives
- Rural infrastructure development across operational areas

Furthermore, the company earned commendation for its environment-friendly practices, such as afforestation drives and the promotion of green mining techniques, reinforcing BCCL's commitment to responsible and sustainable growth.

3. Strategic Industry Engagement

• Vendor Meets in Delhi & Bhubaneswar

To strengthen industry partnerships and business collaboration, BCCL organized Vendor Meets in New Delhi and Bhubaneswar. These events fostered transparent communication, enhanced vendor engagement, and promoted ease of doing business with BCCL.

4. Promoting Sports and Inclusivity

- Title Sponsorship of Para Throwball National Tournament

Demonstrating commitment to inclusivity and sports, BCCL was the title sponsor of the Para Throwball National Tournament held in Ranchi in September 2024. The event garnered widespread national media coverage, underscoring BCCL's CSR vision and social responsibility values.

5. Sponsorship of National Events

- BCCL played a key organizing role in the "Mines Safety Award-2024" & Exhibition, hosted by Coal India Limited and organized by the All India Mines Safety Association under the aegis of DGMS.

The sponsorship reaffirmed BCCL's commitment to safety, innovation, and excellence in coal mining practices.

6. Outdoor Publicity at Strategic Locations

- BCCL enhanced brand visibility through various outdoor hoardings publicity at strategic locations in Dhanbad and display advertisements at Kazi Nazrul Islam Airport, Durgapur (West Bengal). These prominent displays amplify public perception and improve regional recall of BCCL's brand identity.

Through dynamic digital outreach, strategic media planning, impactful sponsorships, and high-visibility engagements, the Public Relations Department of BCCL has successfully enhanced the corporate brand, stakeholder engagement, and public awareness. These initiatives reaffirm BCCL's position as a progressive, responsible, and forward-looking public sector enterprise dedicated to nation-building and sustainable development.

33. DIRECTORS RESPONSIBILITY STATEMENT:

In terms of Section 134(5) of the Companies Act, 2013, read with the Significant Accounting Policies at Note-2 and Additional Notes on Financial Statements at Note-16 forming part of BCCL Financial Statements.

It is confirmed that:

- In the preparation of the Annual Financial Statements, the applicable Accounting Standards have been followed and that no material departures have been made from the same;
- The Accounting Policies have been selected and applied consistently and judgments and estimates made that are reasonable and prudent so as to give a true and fair view of the state of affairs of the company at the end of the financial year and profit & loss of the company for that period;
- Proper and sufficient care have been taken for maintenance of adequate accounting records in accordance with the provisions of this Act for safeguarding the assets of the Company and for preventing and detecting fraud and other irregularities;
- The Annual Financial Statements have been prepared on a going concern basis;



- e. Internal Financial Controls have been laid down and that such controls are adequate and were operating effectively during the year ended 31st March, 2025.
- f. Proper systems have been devised to ensure compliance with the provisions of all applicable laws and such systems were adequate and operating effectively.

34. INSPECTION OF ANNUAL ACCOUNTS OF BCCL:

The Annual Accounts of BCCL shall be available for inspection for any shareholders of Bharat Coking Coal Limited on demand at Board Secretariat of the Company.

35. Whistle Blower Policy

Whistle Blower Policy of BCCL is in operation. Board of Directors of BCCL in its 307th Board Meeting held on 24.05.2014 adopted Whistle Blower Policy as per the requirements of Companies Act, 2013. During the year under report, no complaint was received under the mechanism.

36. Implementation of Sexual Harassment at workplace (Prevention, Prohibition & Redressal) Act 2013

The Company has an Anti-Sexual harassment Policy in line with the requirement of the Sexual harassment at workplace (Prevention, Prohibition & Redressal) Act 2013 and in line with CIL's Policy under the said Act. Internal Complaint Committees (ICC) are working at BCCL including at BCCL HQ, Koyla Bhawan to redress complaints related to sexual harassment. All women employees (permanent, contractual, temporary, trainees) are covered under the said policy. The ICC members of BCCL HQ are as under:

1. Smt. Shobha Jaitun Kujur, Sr. Manager (P)/EE, HQ- Presiding Officer.
2. Shri Ravi Kumar, Sr. Manager (P), Legal, HQ
3. Smt. Archana Kumari, Manager (P), Administration, HQ
4. Smt. Mousami Das, Teacher, DAV Koyla Nagar.

The Internal Complaints Committee (ICC) for the Financial Year ending 31st March 2025 in respect of Complaints received/redressed are as under:

- (a) No. of complaints of sexual harassment received in the year :- One (Complaint received on 28.02. 2025)

(b) Complaints disposed off during the year:- NIL

(c) No. of cases pending for more than 90 days:- NIL

(d) No. of workshops/awareness programme carried out:- Six

(e) Nature of action taken by employer: - Transfer of the Complainee has been made by the Management and the inquiry is in process.

37. IMPLEMENTATION OF INTEGRITY PACT.

A Memorandum of Understanding (MoU) was signed with Transparency International India on 04th March 2009 at Dhanbad for implementation of Integrity pact in BCCL.

The percentage of tenders (including Goods, Services and Contracts) covered under integrity pact over the preceding year is as under:

Year	Total value of Tenders (₹ lakh)	Total value of tenders covered under Integrity Pact (₹ lakhs)	Percentage of value of tenders covered under Integrity Pact vs Total Value of Tenders
2023-24	3300.08	3060.47	92.74
2024-25	4449.89	4261.19	95.76

38. Recommendation of Audit Committee by the Board

All the recommendations made by Audit Committee were accepted by the Board in 2024-25.

39. Annual Return for the year 2024-25

Pursuant to Section 92(3) read with Section 134(3)(a) of the Companies Act 2013, the Annual Return as on March 31, 2025 is available on the Company's website on https://www.bcclweb.in/files/2025/08/MGT7_2425.pdf

40. Declaration given by Independent Directors under Sub-section (6) of Section 149

The following Independent Directors on the board of the company have given their declaration during 2024-25 that they meet criteria of independence as stipulated in sub section (6) of Section 149 of the Companies Act:

1. Smt. Shashi Singh
2. Shri Alok Kumar Agrawal
3. Shri Ram Kumar Roy
4. Shri Satyabrata Panda

As on 31.03.2025, they ceased to be the Directors on the Board on the expiry of their terms.



41. Appointment/Re-appointment and Integrity, Expertise & Experience (including Proficiency) of Independent Directors

During 2024-25, no Independent Director was appointed in BCCL Board. Following Independent Directors were appointed during the year 2021-22:

1. Smt. Shashi Singh, Independent Director;
2. Shri Alok Kumar Agrawal, Independent Director;
3. Shri Satyabrata Panda, Independent Director; and
4. Shri Ram Kumar Roy, Independent Director

42. Company's policy on directors 'appointment and remuneration including criteria for determining qualifications, positive attributes, independence of a director and other matters provided under sub-section (3) of section 178.

MCA vide Notification dated 5th June 2015 had exempted the above for Government companies.

43. Remuneration policy of Directors, KMPs and Senior Management - Section 178(4).

MCA vide Notification dated 5th June, 2015 had exempted the above for directors of Government companies.

44. A statement indicating the manner in which formal annual evaluation has been made by the Board of its own performance and that of its committees and individual directors.

MCA vide notification dated 5th July, 2017 had exempted evaluation mechanism for Govt. Companies

45. Secretarial Audit

In pursuance of Section 204 of Companies Act 2013, company had conducted Secretarial Audit for the year 2024-25 by a peer reviewed practicing Company Secretary firm M/s Mehta & Mehta, Practicing Company Secretaries. Their appointment was approved in 400th Board meeting of BCCL held on 24th April, 2023. Company has obtained 'Secretarial Audit Report' for the year 2024-25 in form MR-3 and the response to their comment was enclosed in Annexure VIII.

46. STATUS OF COST AUDIT REPORT FOR THE YEAR 2024-25 PURSUANT TO SECTION 148 OF THE COMPANIES ACT, 2013 AND RULE 2 OF THE COMPANIES (COST ACCOUNTING RECORD) RULES, 2013

Cost Audit Report was submitted by Cost Auditor for the F.Y 2023-24 by the Central Cost Auditors and the same was approved by the Board of Directors' of BCCL on 20.09.2024 and the said Report was filed with the MCA in XBRL mode on 03.10.2024.

Cost Records as specified by the Central Government under section 148(1) of the Companies Act, 2013 are made and maintained by the Company.

47. BCCL (Consolidated) –MoU – 2024-25

Sl. No	Name of parameter	Unit	Weightage	Target (2024-25)
1.0	Revenue from Operation	₹ in Crores	5	16200
2.0	Production of Coal	Mil. Te	24	48
3.0	CAPEX	₹ in Crores	14	1000
4.0	EBIDTA as % of Revenue	%	10	17
5.0	Return on Net Worth	%	15	32
6.0	Asset Turnover Ratio	%	5	99
7.0	Procurement from GeM as per approved procurement plan	%	2	100
8.0	Trade Receivables as number of days of Revenue of Operation	Days	3	30
9.0	Commissioning of Solar Power Plant	MW	2	22.43
10.0	Acceptance /Rejection of Invoices of Goods & Services through TReDS portal within specified time	%	5	100
11.0	Earning per Share	₹	15	300
		Total	100	



48. Details (name, address and email address) of implementing Agencies in relation to CSR Projects:

Sl. No	Name of implementing agency	Address	Email address
01	St. Joan's Education Society	Lodhi Road Complex, Near New Barat Ghar, New Delhi - 110003	info@sjes.org.in
02	National Skill Development Corporation (NSDC)	National Skill Development Corporation, 5th & 6th Floor, Kaushal Bhawan, New Moti Bagh, New Delhi- 110023	csr@nsdcindia.org

49. Explanation for not spending the mandated CSR expenditure -

Not applicable as the mandated CSR expenditure for FY 2024-25 as per Companies Act has been exceeded.

50. Responsibility Statement of CSR Committee

In terms of Section 134(5) of the Companies Act, 2013, read with the Companies (Accounts) Second Amendment Rules, 2025, It is confirmed that:

1. The CSR policy of BCCL is framed after incorporating the relevant provisions of the Company Act, 2013, Companies (Corporate Social Responsibility Policy) Rules, 2014, CIL's Policy on CSR, different notifications issued by CIL, Ministry of Corporate Affairs, GOI as well as DPE's guidelines issued from time to time and CIL's CSR Policy and is adhered while executing its CSR activities.
2. CSR projects or programs which BCCL plans to undertake covers , but are not limited to, areas or subjects specified in Schedule VII of the Act.
3. impact assessment of CSR projects to be carried out in pursuance of sub-rule (3) of rule 8 of the Companies (Corporate Social responsibility Policy) Rules, 2014, is not applicable to BCCL as the Company does not have average CSR obligation of Rupees Ten Crores or more in pursuance of sub section (5) of Section 135 of the Companies Act 2013 in the three immediate preceding financial year in view of the inadequacy of profit.
4. for determination of the amount to be spent on CSR activities, provision of section 135 (5) of the Companies Act; Companies (Corporate Social Responsibility Policy) Rules, 2014 and CIL's Policy for Corporate Social Responsibility (CSR) are being followed.
5. monitoring of CSR policy is being done following the statutory and other administrative provisions at the senior management level, Board's Committee (CSR Committee) and Board level regularly.
6. BCCL may collaborate with other companies for undertaking projects or programme or CSR activities.
7. the Company has formed the Corporate Social Responsibility Committee pursuant to resolution of the Board of Directors dated 24.05.2014 in terms of Section 135 of the Companies Act, 2013 read with Schedule VII of the Companies Act, 2013 and the Companies (Corporate Social Responsibility Policy) Rules, 2014 as amended and are subjected to re-constitution as and when required.
8. The Directors' Report of BCCL covered under Companies (Corporate Social Responsibility Policy) Rules, 2014 pertaining to financial year 2024-25 includes an annual Report on CSR (mentioned as Annexure I in the Directors Report) containing particulars specified in Annexure II as applicable.
9. CSR Committee formulates and recommends to the Board annual action plan in pursuance of its CSR policy, including the following:-



- (a) the list of CSR projects or programmes that are approved to be undertaken in areas or subjects specified in Schedule VII of the Companies Act, 2013;
 - (b) the manner of execution of such projects or programmes as specified in sub-rule (1) of rule 4 Companies (Corporate Social Responsibility Policy) Rules, 2014.
 - (c) the modalities of utilisation of funds and implementation schedules for the projects or programmes;
 - (d) monitoring and reporting mechanism for the projects or programmes; and
 - (e) details of need and impact assessment, if any, for the projects undertaken by the company.
10. CSR Policy for the company, details of its Annual CSR plan and expenditure along with any modification/ amendment thereof, are displayed on the company's website on regular basis.

(Kumar Manoj)
GM(CSR)

(Murlikrishna Ramaiah)
Director (Personnel) /
Member, CSR Committee

(Dr. Arun Kumar Oraon)
Independent Director/
Chairman, CSR Committee

51. LISTING OF BCCL

Company proposes to get its shares listed on the stock exchange and with a view to getting the share of the company listed, company filed its Draft Red Herring Prospectus (DRHP) dated 30.05.2025 with the Securities and Exchange Board of India (SEBI) on 31.05.2025.

52. ACKNOWLEDGEMENT

Your Directors extend their thanks to the Government of India, the Ministry of Coal in particular and Coal India Limited for their unreserved support and valuable guidance towards attainment of the objectives of the Company. Your Directors also extend their sincere thanks to the State Government and its officials including those at the District level, for their co-operation and valuable assistance extended to the Company and acknowledge the constructive suggestions received from Statutory Auditors and Comptroller & Auditor General of India and are grateful for their continued co-operation. Thanks are also due to the employees and trade unions who extended their full and loyal co-operation in production and all other activities of the Company.

ADDENDUM

The following are annexed to this report:

- I. Report on CSR Activities.
- II. Research & Development.
- III. Report on Corporate Governance.
- IV. Management Analysis and Discussion Report.
- V. CEO AND CFO CERTIFICATION
- VI. Independent Auditor's Report and its annexures.
- VII. Comments of the Comptroller and Auditor General of India under section 143 (6) (b) of the Companies Act, 2013 and review of Accounts by the Indian Audit and Accounts Department.
- VIII . Secretarial Audit Report.

For and on behalf of the Board of Directors

Date : 18th July, 2025
Place : Dhanbad

Samiran Dutta
Chairman-cum-Managing Director



ANNEXURE - I

REPORT ON CORPORATE SOCIAL RESPONSIBILITY ACTIVITIES

1. Brief outline on CSR Policy of BCCL

Bharat Coking Coal Limited (BCCL), while engaged in coal mining operations, is committed to Corporate Social Responsibility (CSR) initiatives that primarily address the needs of marginalized groups and Project Affected Persons (PAPs) residing in and around its operational areas. Through targeted CSR activities, BCCL aims to promote inclusive development and support the sustainable upliftment of these communities.

CIL has modified its CSR Policy with effect from 23/07/2024. BCCL Board deliberated upon and adopted the CSR Policy of CIL in its 413th meeting held on 20/09/2024. The policy broadly covers the following areas while executing its CSR activities, which is framed after incorporating the features of the Company Act, 2013, as per different notifications issued by CIL, Ministry of Corporate Affairs, GOI as well as DPE's guidelines issued from time to time and CIL's CSR Policy:

- i) Eradicating hunger, poverty and malnutrition; promoting health care including preventive health care and sanitation including contribution to the Swachh Bharat Kosh set-up by the Central Government for the promotion of sanitation and making available safe drinking water.
- ii) Promoting education, including special education and employment enhancing vocation skills especially among children, women, elderly and the differently abled and livelihood enhancement projects.
- iii) Promoting gender equality, empowering women, setting up homes and hostels for women and orphans; setting up old age homes, day care centres and such other facilities for senior citizens and measures for reducing inequalities faced by socially and economically backward groups.
- iv) Ensuring environmental sustainability, ecological balance, protection of flora and fauna, animal welfare, agroforestry, conservation of natural resources and maintaining quality of soil, air and water including contribution to the 'Clean Ganga Fund' set up by the Central Government for rejuvenation of river Ganga.
- v) Protection of national heritage, art and culture including restoration of buildings and sites of historical importance and works of art; setting up public libraries, promotion and development of traditional arts and handicrafts.
- vi) Measures for the benefit of armed forces veterans, war widows and their dependents.
- vii) Training to promote rural sports, nationally recognized sports, Paralympic sports and Olympic sports.
- viii) Contribution to the Prime Minister's National Relief Fund or Prime Minister's Citizen Assistance and Relief in Emergency Situations Fund (PM CARES Fund) or any other fund set up by the Central Government for socio economic development and relief and welfare of the Scheduled Castes, the Scheduled Tribes, Other Backward Classes, minorities and women.
- ix)
 - (a) Contribution to incubators or research and development projects in the field of science, technology, engineering and medicine, funded by the Central Government or State Government or Public Sector Undertaking or any agency of the Central Government or State Government; and
 - (b) Contributions to public funded Universities; Indian Institute of Technology (IITs); National Laboratories and autonomous bodies established under Department of Atomic Energy (DAE); Department of Biotechnology (DBT); Department of Science and Technology (DST); Department of Pharmaceuticals; Ministry of Ayurveda, Yoga and Naturopathy, Unani, Siddha and Homoeopathy (AYUSH); Ministry of Electronics and Information Technology and other bodies, namely Defence Research and Development Organisation (DRDO); Indian Council of Agricultural Research (ICAR); Indian Council of Medical



Research (ICMR) and Council of Scientific and Industrial Research (CSIR), engaged in conducting research in science, technology, engineering and medicine aimed at promoting Sustainable Development Goals (SDGs).

- x) Rural development projects.
- xi) Slum area development.
- xii) Disaster Management, including relief, rehabilitation and reconstruction activities.

BCCL has consistently upheld its role as a responsible corporate, dedicated to contributing positively to society through its Corporate Social Responsibility (CSR) initiatives. Over the years, the company has undertaken a range of activities aimed at improving the quality of life in communities around its operational areas. These efforts span key sectors such as healthcare, education, rural development, and skill development, reflecting BCCL's commitment to inclusive and sustainable social progress.

BCCL has been the major social development driver in its area of operations i.e. Dhanbad district in particular as well as Jharkhand State as a whole. The following graph indicates the CSR budget (as per CSR Policy) versus expenditure of BCCL from FY 2023-24 to FY 2024-25:

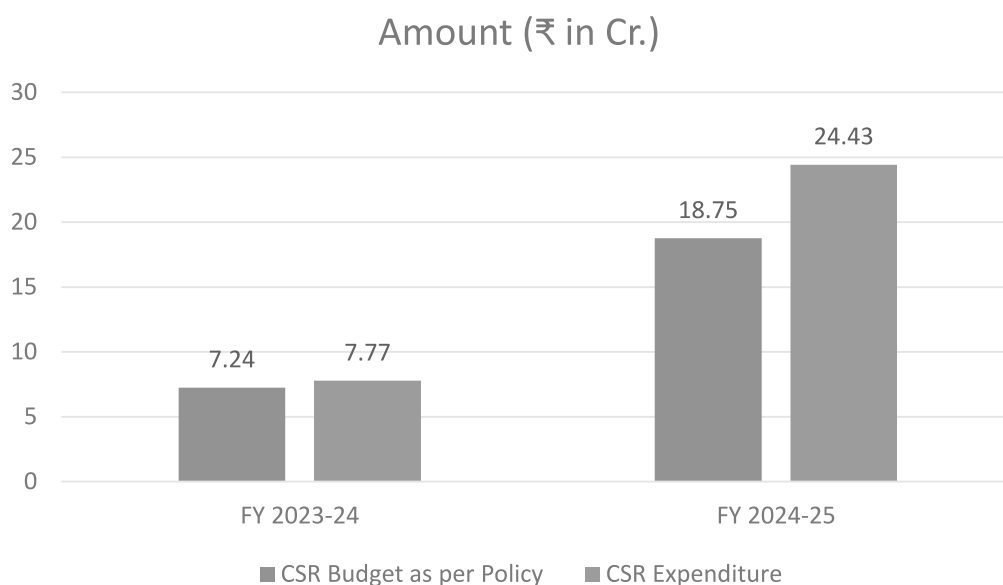


Figure 1 – CSR budget versus expenditure in FY 2023-24 and FY 2024-25

Financial Year	CSR Budget as per Companies Act 2013 (₹ in Cr.)	CSR Budget as per Policy (₹ in Cr.)	CSR Budget allocated (₹ in Cr.)	CSR expenditure incurred (₹ in Cr.)
2023-24	0	7.24	10.09	7.77
2024-25	18.75	18.75	*28.86	**24.43

* Out of the CSR Budget Allocation of ₹ 28.86 Cr., an amount of ₹ 22.15 Cr. has been spent during FY 2024-25 and an amount of ₹ 6.52 Cr has been deposited in the 'Unspent CSR Account for Ongoing projects of FY 2024-25'. The aggregate amount i.e. ₹ 28.67 Cr (₹ 22.15 Cr + ₹ 6.52 Cr) is the aggregate amount as shown in Annual Accounts under CSR in FY 2024-25.

**CSR Expenditure in FY 2024-25 includes an expenditure of ₹ 2.28 Cr. spent from Unspent CSR Account for Ongoing projects of previous years i.e. FY 2023-24(₹ 1.40 Cr) and FY 2022-23(₹ 0.88 Cr).



Some of the major CSR activities undertaken in FY 2024-25 are as follows:

- I. Training of Youth at CIPET:** BCCL has undertaken a project in which training is provided to youth in various plastic engineering courses through Central Institute of Petrochemicals Engineering and Technology (CIPET), Ranchi. A total 200 youths are underwent the training at CIPET, Ranchi. Expenditure for this project is ₹179.81 Lacs.
 - II. Training of Youth at CTTC, Kolkata:** BCCL has collaborated with CTTC Kolkata (under Ministry of MSME, GOI) to impart skill development training to 75 youth of Dhanbad on various Industrial engineering trades. Candidates have been placed in reputed industries of the country. Expenditure for this project is ₹ 85.44 Lacs.
 - III. Medical Equipment Technician –** BCCL in collaboration with St.Joan's Education Society has imparted skill development training on 'Medical Equipment Technician' to 150 candidates of Dhanbad primarily PAPs and ensured placement of the candidates in hospitals and labs. Expenditure of ₹39.74 Lacs.
 - IV. MSDI Centre through NSDC –** A multi skill development Institute (MSDI) through National Skill Development Corporation has been set up at Belgaria Rehabilitation Township to facilitate skill development training to 60 women of the region on 'Fashionpreneurs (Apparel + EDP)' at an expenditure of ₹ 86.54 Lacs. Training has been completed. In addition, MSDI-II at Belgaria and MSDI-III at Steel Gate are also being set up for undertaking skill development programs on solar technician, loader operator, customer service associate etc.
- a) Supporting Schools:**
- I) Digital Vidya:** Digitization in the field of academics is a significantly potential method to make learning fun for children and enhance academic performance. It also enables teachers to use the smart class tools and make teaching process more interactive. BCCL has supported this cause by investing an amount of approx. ₹ 1069.5 Lakhs towards installation of Smart class rooms and ICT Labs at 79 Govt. schools of Dhanbad district through EdCIL India Limited. Over 1,00,000 students of government schools are benefitted by the project. Students turn-out, interest in academics have significantly improved in children in these schools. In addition, 50 Smart Classrooms are also being installed at 50 Govt. schools of aspirational district of BCCL i.e. Giridih at an approx. expenditure of ₹180.00 Lakhs to benefit approx. 75000 students.
- b) Supporting the marginalized:**
- I. Multi-Purpose Hall –** A multipurpose hall is being constructed at Bhelatand Dhanbad to facilitate social gatherings, celebrations of the locals at an expenditure of ₹30.08 Lacs.



2. Details of CSR Committee Composition and meetings held during FY 2024-25:

Sl No	Name of Director	Tenure	Designation/ Nature of Directorship	Number of meetings of CSR Committee held during the year	Number of meetings of CSR Committee held during his/her tenure	Number of meetings of CSR Committee attended during the year
01	Smt. Shashi Singh	w.e.f. 30/11/2021 as member and w.e.f. 20/07/2022 as Chairperson till 31.10.2024	Chairperson/ Independent Director	03	02	02
02	Shri Ram Kumar Roy	w.e.f. 05/12/2024 as Chairman till 30.12.2024	Chairman/ Independent Director	03	00	00
03	Shri Sanjay Kumar Singh	w.e.f. 29/10/2023 as member and w.e.f. 08/03/2025 continuing as Chairman	Member/ Director (Technical)	03	03	03
04	Shri Murli Krishna Ramaiah	w.e.f. 17/03/2023 continuing as member	Member/ Director (Personnel)	03	03	03
05	Shri Rakesh Kumar Sahay	w.e.f. 24/04/2023 continuing as member	Member/ Director (Finance)	03	03	03
06	Shri Shankar Nagachari	w.e.f. 24/01/2024 as member till 27.01.2025	Member/ Director (Technical)	03	02	01
07	Shri Manoj Kumar Agarwal	w.e.f. 21/02/2025 continuing as member	Member/ Director (Technical)	03	01	01



Sl No	No. of CSR Committee Meeting	Date of Meeting	Attendance
01	39 th meeting	06.06.2024	Smt. Shashi Singh
			Shri Murli Krishna Ramaiah
			Shri Rakesh Kumar Sahay
			Shri Sanjay Kumar Singh
			Shri Shankar Nagachari
02	40 th meeting	20.09.2024	Smt. Shashi Singh
			Shri Murli Krishna Ramaiah
			Shri Rakesh Kumar Sahay
			Shri Sanjay Kumar Singh
03	41 st meeting	08.03.2025	Shri Sanjay Kumar Singh
			Shri Murli Krishna Ramaiah
			Shri Rakesh Kumar Sahay
			Shri Manoj Kumar Agarwal

3. Web-link where Composition of CSR committee, CSR Policy and CSR projects approved by the Board (Annual Action Plan) are disclosed in the website of the company-

Web-link - https://www.bcclweb.in/?page_id=13446

4. Details of Impact assessment of CSR projects carried out in pursuance of sub-rule (3) of rule 8 of the Companies (Corporate Social responsibility Policy) Rules, 2014, if applicable (attach the report) – NA

- 5.(a) Average net profit of the company as per section 135 (5)

The average net profit of the company as per section 135 (5) of the Act is ₹ 937.72 Cr.

Net Profit (₹ in Crores)		
S. No	Financial Year	Amount
1	2023-24	2091.67
2	2022-23	530.19
3	2021-22	191.31
4	Total	2813.17
5	Average	937.72
6	2% of average	18.75

- b) Two percent of average net profit of the company as per section 135(5)

2% of average net profit of BCCL as per section 135(5) of the Act would come to ₹ 18.75 Cr.

BCCL is a subsidiary company of Coal India Limited (CIL) and follows CIL's Policy for Corporate Social Responsibility (CSR). As per its CSR Policy, BCCL shall allocate the CSR funds by following the guidelines enlisted below:



For subsidiaries of CIL, fund for CSR shall be allocated based on whichever is higher of the following two amounts:

- i. 2% of average net profit of the company for the three immediate preceding financial years, as per Companies Act or
 - ii. ₹ 2.00 per tonne of coal production of immediately preceding financial year
- As such following its CSR Policy, BCCL allocated the CSR funds based on point

(i) above calculated as follows:

Average net profit for preceding 3 financial years ----- **₹937.72 Cr. (rounded off)**

2% of average net profit for preceding 3 financial years ----- **₹ 18.75 Cr. (rounded off)**

The CSR budget of BCCL as per Companies Act, for the FY 2024-25 ---- **₹ 18.75 Cr.**

CSR Budget allocated ---- **₹ 28.86 Cr.**

(c) Surplus arising out of the CSR projects or programmes or activities of the previous financial years - **NIL**

(d) Amount required to be set off for the financial year, if any –

Year	Amount Spent from Current Year CSR Budget (₹ in Cr.)	Amount Spent from 'Unspent CSR Account for Ongoing Projects of Previous Year' (₹ in Cr.)	Total CSR Expenditure (₹ in Cr.)	Total Amount available for set off (₹ in Cr)
2022-23	8.50	1.94	10.44	10.44
2023-24	7.77	1.72	9.49	9.49
2024-25	22.15	2.28	24.43	5.68*
	Total Amount Available for Set off			25.61

*₹5.68 Cr. is calculated by deducting ₹18.75 Cr. (CSR budget of FY 2024-25 as per Companies Act) from ₹22.15 Cr. (Actual CSR Expenditure for FY 2024-25) and adding ₹2.28 Cr. spent from Unspent CSR Account in FY 2024-25

(d) Total CSR obligation for the financial year [(b)+(c)-(d)] : **₹18.75 (as per Companies Act)**

(e) Total CSR obligation for the financial year : **₹ 18.75 Cr. (as per CSR Policy)**

6. (a) Amount spent on CSR Projects (both Ongoing Projects & other than Ongoing Projects of FY 2024-25) : **₹ 22.15 Cr.**

(b) Amount spent in Administrative Overheads: Nil

(c) Amount spent on Impact Assessment, if applicable: NA

(d) Total amount spent for the Financial Year [(a)+(b)+(c)]: **₹ 22.15 Cr.**

(e) CSR amount spent or unspent for the financial year:



Total Amount Spent for the Financial Year (in ₹ Crores)	Amount Unspent (in ₹ Crores)				
	Total Amount transferred to Unspent CSR Account as per section 135 (6)		Amount transferred to any fund specified under Schedule VII as per second proviso to section 135 (5)		
	Amount	Date of Transfer	Name of the Fund	Amount	Date of Transfer
22.15	6.52	29.04.2025	NA	NA	NA

(f) Excess amount for set off, if any – ₹ 25.61 Cr. available for set off at the end of FY 2024-25

S. No	Particular	Amount (in ₹ Crores)
(1)	(2)	(3)
i	Two percent of average net profit of the company as per sub-section (5) of section 135	18.75
ii	Total amount spent for the Financial Year	24.43
iii	Excess amount spent for the financial year [(ii)-(i)]	5.68
iv	Surplus arising out of the CSR projects or programmes or activities of the previous financial years, if any	Nil
v	Amount available for set off in succeeding financial years [(iii)-(iv)]	5.68

7. Details of Unspent CSR amount for the preceding three financial years:

S. No	Preceding Financial Year	Amount transferred to Unspent CSR Account under section 135 (6) (in ₹ Crores)	Amount spent in the reporting Financial Year (in ₹ Crores)	Amount transferred to any fund specified under Schedule VII as per section 135(6), if any			Amount remaining to be spent in succeeding financial years. (in ₹ Crores)
				Name of the Fund	Amount (in ₹ Crores)	Date of transfer	
1	2023-24	2.31	1.40	NA	NA	NA	0.91
2	2022-23	2.92	0.88	NA	NA	NA	0.32
3	2021-22	1.94	Nil	NA	NA	NA	Nil
	TOTAL	7.17	2.28*	NA	NA	NA	1.23

*An amount of ₹ 1.72 Cr. was spent from the 'Unspent CSR Account for Ongoing Projects of FY 2022-23' in FY 2023-24 and an amount of ₹ 1.94 Cr. was spent from the 'Unspent CSR Account for Ongoing Projects of FY 2021-22' in FY 2022-23

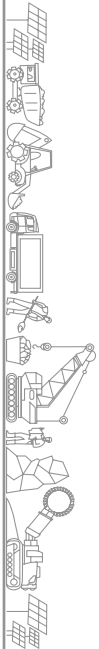
8. Whether any capital assets have been created or acquired through Corporate Social Responsibility amount spent in the Financial Year: NA as creation of assets not yet completed
9. Specify the reason(s), if the company has failed to spend two per cent of the average net profit as per subsection (5) of section 135. NA

(Chairman-cum-Managing Director)

(Chairman CSR Committee)

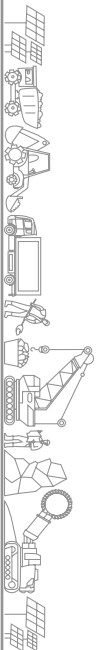
[Person specified under clause (d) of sub-section (1) of section 380 of the Act] (Wherever applicable).





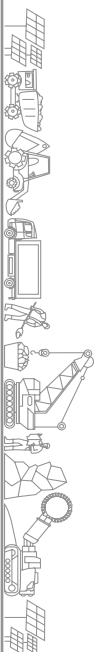
Details of CSR amount spent against Ongoing projects for the financial year 2024-25

Sl. No.	Project ID	Name of the Project	Item from the list of activities in Schedule VII to the Act	Local area (Yes/ No)	Location of the project		Project duration (in months)	Amount allocated for the project (in ₹)	Amount spent in the current financial Year (in ₹)	Amount transferred to Unspent CSR Account for the project as per Section 135(6) (in ₹)	Mode of Implementation - Direct (Yes/No)	Mode of Implementation - Through Implementing Agency	
					State	District						Name	CSR Registration number
1	FY 31.03. 2025_1	Skill Development Program by National Skill Development Council (NSDC) (Loader Operator (Mining), Mine Electrician, Multi Skill Technician (Electrical), Customer Service Associate (Financial Services), Food & Beverage Service – Associate, Solar & LED Technician (Electronics) & door to door survey for need assessment (next phase of work of FY 2023-24) (HQ)	Item No. (ii) of Schedule VII	Yes	Jharkhand	Dhanbad	24 months	3,58,59,436	1,46,01,222	2,12,58,214	No	NSDC	CSR 00005903
2	FY 31.03. 2025_2	Skill Development training program on Medical Equipment Technician for 150 candidates (Skill training on health) (HQ)	Item No. (i) of Schedule VII	Yes	Jharkhand	Dhanbad	12 months	39,78,575	30,77,020	9,01,555	No	St.Joan's Education Society	CSR 00026376
3	FY 31.03. 2025_3	Development of Strategic Interventions through Innovative Techniques to Promote STEM Education among underprivileged students with special emphasis on PAP (Project Affected Person) students in Dhanbad (HQ)	Item No. (ii) of Schedule VII	Yes	Jharkhand	Dhanbad	12 months	9,99,900	7,99,920	1,99,980	Yes	NA	NA



		Technician (Electronics) & door to door survey for need assessment (next phase of work of FY 2023-24) (HQ)											
4	FY 31.03. 2025_4	Construction of Auditorium at Law College, Dhanbad (work of FY 2023- 24) (HQ)	Item No. (ii) of Schedule VII	Yes	Jhark-hand	Dhan-bad	36 months	27,83,093	13,04,724	14,78,369	Yes	NA	NA
5	FY 31.03. 2025_5	Installation of Smart Classrooms and Information and Communication Technology (ICT) Labs in Government schools of Dhanbad district (HQ)	Item No. (i) of Schedule VII	Yes	Jhark-hand	Dhan-bad	36 months	10,69,47,746	9,09,05,584	1,60,42,162	Yes	NA	NA
6	FY 31.03. 2025_6	Installation of smart classes in Schools of Giridih district (HQ)	Item No. (i) of Schedule VII	Yes	Jhark-hand	Giridih	36 months	1,80,20,497	1,53,17,422	27,03,075	Yes	NA	NA
7	FY 31.03. 2025_7	Construction of Multi Purpose Hall with kitchen & boring at Bhelatand (HQ)	Item No. (x) of Schedule VII	Yes	Jhark-hand	Dhan-bad	36 months	25,49,235	-	25,49,235	Yes	NA	NA
8	FY 31.03. 2025_8	Construction of 2 classrooms at Saraswati Vidya Mandir, Kurmidih, Govindpur (HQ)	Item No. (ii) of Schedule VII	Yes	Jhark-hand	Dhan-bad	36 months	26,79,232	-	26,79,232	Yes	NA	NA
9	FY 31.03. 2025_9	Construction of 4 rooms, toilet and kitchen at Premiya Rishikesh Memorial Orphan School, Pokhariya, East Tundi (HQ)	Item No. (i) of Schedule VII	Yes	Jhark-hand	Dhan-bad	36 months	25,05,914	-	25,05,914	Yes	NA	NA
10	FY 31.03. 2025_10	Construction of drain at kharnagadha (Sanitation) (Washery div.)	Item No. (i) of Schedule VII	Yes	Jhark-hand	Dhan-bad	12 months	15,64,186	14,38,458	1,25,728	Yes	NA	NA

11	FY 31.03. 2025_11	Infrastructure upgradation work in Chungari Free Primary School, Barakar (CV Area)	Item No. (ii) of Schedule VII	Yes	West Bengal	Paschim bardhaman	24 months	34,21,541	20,49,587	13,71,954	Yes	NA	NA
12	FY 31.03. 2025_12	Upgradation of school building at Utkramit Madhya Vidyalaya, Laikdih, Chirkunda (CV Area)	Item No. (ii) of Schedule VII	Yes	Jharkhand	Dhanbad	24 months	31,27,740	-	31,27,740	Yes	NA	NA
13	FY 31.03. 2025_13	Desilting/deepening of Lal Bandh Pond and rehabilitation of adjoining embankment around it at Baliapur under Bastacolla area.	Item No. (i) of Schedule VII	Yes	Jharkhand	Dhanbad	36 months	1,25,68,546	23,15,717	1,02,52,829	Yes	NA	NA
		TOTAL						19,70,05,640	13,18,09,653	6,51,95,987			



Details of CSR amount spent against other than ongoing projects for the financial year 2024-25

SI No	Name of the Project	Item from the list of the activities in schedule VII to the act	Local area (Yes/No).	Location of the project		Amount spent in the Financial Year (in ₹)	Mode of implementation- Direct (Yes/No).	Mode of implementation - Through implementing agency.	
				State	District			Name	CSR registration number
1.	Skill Development Program for 75 candidates through MSME Toolroom, Kolkata (Ministry of MSME) on the trades Asst. Operator (CNC Turning), Jr. Technician (Welding), Technician CNC Machining (HQ)	Item No. (ii) of Schedule VII	Yes	Jharkhand	Dhanbad	85,81,005	Yes	NA	NA
2.	Skill Development Program through CIPET, Ranchi for 200 candidates (HQ)	Item No. (ii) of Schedule VII	Yes	Jharkhand	Dhanbad	1,74,71,120	Yes	NA	NA
3.	Providing 200 wireless sets and 1000 barricades through depository mode to Dhanbad District Administration (HQ)	Item No. (i) of Schedule VII	Yes	Jharkhand	Dhanbad	2,27,00,000	Yes	NA	NA
4.	Procurement of statue of Bhagwan Birsa Munda (HQ)	Item No. (v) of Schedule VII	Yes	Jharkhand	Dhanbad	5,84,336	Yes	NA	NA
5.	Construction of ghat in Khodo river at Gram Panchayat Tundu (Jhajlitand and Sagriyadih) (Barora Area)	Item No. (x) of Schedule VII	Yes	Jharkhand	Dhanbad	15,34,754	Yes	NA	NA
6.	Financial assistance to Dhanbad district administration for depository mode procurement of wheelchairs (tricycles) (485 nos.) (HQ)	Item No. (i) of Schedule VII	Yes	Jharkhand	Dhanbad	44,48,040	Yes	NA	NA
7.	Financial assistance to Dhanbad District Administration for depository mode procurement for	Item No. (i) of Schedule VII	Yes	Jharkhand	Dhanbad	12,00,000	Yes	NA	NA



	providing food and other necessary items to Polling teams/sector magistrate etc. during Lok Sabha Elections 2024. (HQ)								
8.	Making available food, water & other necessary items for general populace during visit of Dhanbad by Hon'ble Chief Minister, under CSR head of BCCL (HQ) visit	Item No. (i) of Schedule VII	Yes	Jharkhand	Dhanbad	14,87,381	Yes	NA	NA
9.	Depository mode transfer to D.C. Dhanbad towards providing woollen lowers to children in Dhanbad between ages 03-06 under CSR initiatives of BCCL	Item No. (i) of Schedule VII	Yes	Jharkhand	Dhanbad	2,74,19,510	Yes	NA	NA
10.	Financial assistance to Dhanbad District Administration for depository mode procurement for providing food and other necessary items to Polling teams/sector magistrate etc. during Vidhan Sabha Elections 2024.	Item No. (i) of Schedule VII	Yes	Jharkhand	Dhanbad	15,00,000	Yes	NA	NA
11.	Organizing inter village football tournament (Project Affected Persons) at Sijua Stadium	Item No. (vii) of Schedule VII	Yes	Jharkhand	Dhanbad	2,10,280	Yes	NA	NA
12.	Thalassemia screening test organised at BCCL under CIL Thalassemia Bal Sewa Yojana	Item No. (i) of Schedule VII	Yes	Jharkhand	Dhanbad	8,40,381	Yes	NA	NA
13.	Livelihood opportunity to women of handloom project	Item No. (ii) of Schedule VII	Yes	Jharkhand	Dhanbad	37,980	Yes	NA	NA
14.	Procurement & distribution of blankets amongst needy under CSR works of BCCL for FY 2024-25	Item No. (i) of Schedule VII	Yes	Jharkhand	Dhanbad	9,95,349	Yes	NA	NA



15	Additional Civil Works in RBB High School Rajganj for Mini Science Labs under CRY	Item No. (ii) of Schedule VII	Yes	Jhark-hand	Dhanbad	3,44,560	Yes	NA	NA
16	Construction of Community Hall under Harina Panchayat under Block II Area (RE)	Item No. (x) of Schedule VII	Yes	Jhark-hand	Dhanbad	16,914	Yes	NA	NA
17	Infrastructural development works of Vinod Bihari Mahto Inter Mahila Mahavidyalay Topchanchi, Dhanbad(RE)	Item No. (ii) of Schedule VII	Yes	Jhark-hand	Dhanbad	3,33,805	Yes	NA	NA
Total						8,97,05,416			



ANNEXURE-II

RESEARCH AND DEVELOPMENT

1. RESEARCH AND DEVELOPMENT

1.1 COMPLETED S&T/R&D PROJECTS UNDER BCCL COMMAND AREA FUNDED BY MoC/CIL

SN	Project Title	Remarks
A	CIL R&D Project	
1.	<p>Title: Effective utilization of Middlings and fines of coking coal Washery for recovery of carbon values</p> <p>Imple. Agency : NML, Jamshedpur & CMPDIL</p> <p>Final Report: January 2025</p> <p>Total Cost: ₹ 144.02 Lakhs.</p>	<p>Objectives:</p> <ol style="list-style-type: none"> 1) Explore the possibility of recovering the washed coal at about 18% ash from middlings of coking coal washeries. 2) Recovery of carbon values from fines of coking coal washeries 3) To develop process flowsheet for producing a product with 18% ash for enhancing the carbon recovery. <p>Samples were collected from Patherdih and Dahibari Washery and various tests were carried out at laboratory and process flowsheet were developed.</p> <p>Key Findings and Recommendations</p> <ol style="list-style-type: none"> a) Crushing to -1mm size significantly improves liberation and washability in both washeries, enabling better beneficiation performance. b) Spiral concentrator followed by column flotation effectively reduces ash content—Patherdih: 22.2% yield (18.46% ash) and 16.3% yield (18.5% ash); Dahibari: 10.6% yield (18.56% ash). c) MIBC frother consistently achieved better flotation performance than Nalco, improving both yield and ash reduction. d) To enhance coal recovery and product quality requires optimization of reagent selection, improvement in dewatering techniques, and the incorporation of dry pre-concentration methods.
2.	<p>Title: Study on performance improvement of coking coal washery under CIL through modeling and simulation analysis.</p> <p>Imple. Agency : NML, Jamshedpur & CMPDIL</p> <p>Final Report: January 2025</p> <p>Total Cost: ₹ 264.04 Lakhs.</p>	<p>Objectives:</p> <ol style="list-style-type: none"> 1) Develop a steady state plant scale model for unit operations (classification, gravity separation) of Moonidih Coking coal washery. 2) Conduct simulation analysis and predict the optimum parameters for improving the performance of coking coal washery. <p>Modeling and simulation studies were carried out to develop a steady state model using actual plant data to assess various input scenarios. Sampling campaign was done at Moonidih Washery.</p>



		<p>Key Findings and Recommendations</p> <ol style="list-style-type: none"> -1 mm fraction in crusher product can be taken directly as a product using a dewatering screen. An operating cut density in the range 1.58-1.62 is required to achieve 17% ash in the clean coal for coal with ash content 28-32% in feed. Accordingly, media density can be prepared around 1.45. This will also reduce the media consumption. The predicted yield for this high ash content coal is 50%. An operating cut density in the range 1.68-1.72 is required to achieve 17% ash in the clean coal for coal with ash content 26-28% in feed. Accordingly, media density can be prepared around 1.5. The predicted yield for this low ash content coal is 69.65%. Desliming screen has to be operated below 40% solid to reduce the misplacement of -0.5 mm fraction in screen oversize.
3.	<p>Title: Separation and recovery of Fine particles from coal washery effluents using bio-coagulant</p> <p>Imple. Agency : IIT ISM, Dhanbad</p> <p>Final Report: January 2025</p> <p>Total Cost: ₹ 54.87 Lakhs.</p>	<p>Objectives:</p> <ol style="list-style-type: none"> Comparison of fine particles recovery efficiency by using bio-coagulants and chemical (metallic) coagulants with respect to time of floc formation, settling time and settling velocity. Extended study on the storage conditions of bio-coagulants to prevent the microbial growth. Analysis of real-time application of bio-coagulant(s) for coal fines recovery and Cost-benefit analysis. <p>The study was conducted by building a prototype in the laboratory, which was then compared and analyzed against actual conditions. Sampling was carried out at Moonidih, Patherdih, Dahibari, and Madhuban washeries.</p> <p>Key Findings and Recommendations:</p> <ol style="list-style-type: none"> It was observed that <i>Brassica Nigra</i> crude bio-coagulant (BNCB), <i>Moringa Oleifera</i> crude bio-coagulant (MOCB), <i>Linum Usitatissimum</i> crude bio-coagulant (LUCB) are effective in turbidity and Total Suspended Solids (TSS) removal. The treatability study concluded that the combination of 25% <i>Linum Usitatissimum</i> and 75% <i>Moringa Oleifera</i> (CLU25MO75) is the most effective bio-coagulant for maximizing turbidity and TSS removal. The leachability analysis conducted on the resulting coal sludge indicates that bioguagulants poses no hazards and is suitable for environmentally safe handling and management. At field conditions, <i>Brassica Nigra</i> crude-based bio-coagulant (BNCB) will be more feasible, due to its abundance. Concluded that land-based bio-coagulants in water treatment is essential for promoting sustainable environmental practices.



4.	<p>Title: Design and Development of Knee and Spinal Smart Protective Devices for Improving the Health and Safety of Miners</p> <p>Imple. Agency : IIT ISM, Dhanbad</p> <p>Final Report: January 2025</p> <p>Total Cost: ₹ 72.06 Lakhs.</p>	<p>Objectives:</p> <ol style="list-style-type: none"> 1) Develop knee and spinal protective devices for miners safety in underground and open-cast mines. 2) Provide ergonomic support using advanced materials, minimizing risk to musculoskeletal disorders (MSD). 3) Utilize glass fiber-reinforced polymer composites for lightweight, durable, and cost-effective protective gear. <p>The safety devices were developed and demonstrated/analyse on the miners of Moonidih UG mines.</p> <p>Key Findings and Recommendations:</p> <ol style="list-style-type: none"> a) The mining environment and physically demanding tasks lead to musculoskeletal disorders (MSDs), including back pain and repetitive strain injuries, affecting workers' health, productivity, and workplace safety. b) Due to the high-risk posture adopted by miners, implementing knee and spinal smart protective devices is crucial to reducing MSDs, as controlling posture in congested underground mines is challenging. c) Based on worker feedback, the protective devices significantly enhance comfort, reduce fatigue, boost morale, and contribute to improved safety and longevity in mining operations.
----	--	--

1.2 STATUS OF S&T/R&D PROJECTS UNDER BCCL COMMAND AREA FUNDED BY MoC/CIL

SN	Project Title	Date of Start of Project	Schedule date of completion	Approved cost (₹ Lakh)	Status
A	CIL R&D Project				
1.	<p>Up-gradation of Low-grade Indian Coals through Dry and Chemical Beneficiation.</p> <p>Project code: CIL/R&D/02/09/2021</p> <p>Imple. Agency : IIT Kharagpur & CMPDIL</p>	1 st October 2021	30 th September 2024	<p>₹144.30</p> <p>IIT Kgp- ₹ 121.89</p> <p>CMPDIL- ₹ 22.41</p>	<p>Objectives: To develop a dry beneficiation technology (Air Dense Medium Fluidized Bed separator) for coarser size fraction of coal, fines will be treated with froth flotation and chemical leaching for maximizing yield of clean coal and minimizing reject.</p> <p>BCCL Endorsed: 30.10.2020</p> <p>CIL Approved on 24.09.2021</p> <p>-Design & Fabrication of reactor Set-up is done.</p> <p>-Samples collected from BCCL on 7th April 2023</p> <p>Delayed*</p>



2.	Development of Energy Efficient Ergonomically Design (EEED) Chair lift man riding system. Project code: CIL/R&D/01/81/2024 Imple. Agency : IIT ISM, Dhanbad	1 st July 2024	30 th July 2026	₹ 53.95 IIT ISM- ₹ 53.95 BCCL- Nil	Objectives: To develop and analyze a test rig for a novel closed-loop HST (hydraulic system Technology) chair lift system, comparing energy consumption and whole-body vibration with conventional systems. Investigate feasibility for steeply inclined mines to enhance productivity, safety, and worker comfort. BCCL Endorsed: 19.02.2021 CIL Approved on 27.06.2024
3.	Study on post-Mining accelerated reclamation in coal mining area using soil microbial community Project code: CIL/R&D/04/21/2024 Imple. Agency : CSIR-CIMFR	15 th September 2024	14 th September 2026	₹51.23 CIMFR- ₹ 51.23 BCCL- Nil	Objectives of the project: 1) Isolation and screening of nutrient recycling soil microbial community from mining and nearby forest area. 2) To develop microbial consortium to enhance soil nutrient cycle and soil fertility for accelerated plant growth. 3) Ex-situ models to check the efficacy of microbial consortium to improve soil nutrient cycle. BCCL Endorsed: 29.07.2024 CIL Approved on 09.09.2024

SN	Project Title	Date of Start of Project	Schedule date of completion	Approved cost (Rs. Lakh)	Status
B	MoC S&T Project				
1.	Electrostatic deposition and functionalization of multiwalled carbon nanotubes (MWCNTs) for sensitive & selective detection of Coal Mine Methane (CMM). Project code: MT-177 Imple. Agency : Amity University	15 th October 2022	14 th October 2024	₹ 41.39 Amity- ₹ 41.39 BCCL- Nil	Objectives: To develop a multiwalled carbon nanotubes (MWCNTs) for sensitive & selective detection of Coal Mine Methane (CMM). BCCL Endorsed: 10.02.2022. MoC Approved on 12.10.2024 Field study at Moonidih Mines on 25.08.2023. *Draft Report Submitted



2.	Utilization of Coal Gangue to Develop porous Absorbent for CO ₂ Capture. Project code: CU60 Imple. Agency : IIT, Kanpur.	23 rd December 2022	22 nd December 2024	₹ 84.73 IIT Kanpur- ₹ 84.73 BCCL- Nil	Objectives: To develop a low-cost porous solid absorbent utilizing Coal Gangue and suitable chemical modifier for Carbon capture. BCCL Endorsed: 26.07.2022 . MoC Approved on 23.12.2022 . Coal samples collected from BCCL on 18.08.2023. *Draft Report submitted.
3.	Coal derived value-added carbonaceous nano-materials for energy harvesting and gas detection-based sensor applications. Project code: CU62 Imple. Agency : CMERI	26 th April 2024	25 th April 2024	₹ 189.54 CMERI- ₹ 189.54 BCCL- Nil	Objectives of the project: 1) Process technology establishment for porous activated carbon and CNT production derived from coal sample. 2) Use of porous carbon/CNT based nanocomposites as mechanical energy harvester and conversion into electrical energy in the form of sensor. 3) Use of porous carbon/CNT based nanocomposites in developing CO gas sensors. BCCL Endorsed: 02.01.2024 . MoC Approved on 26.04.2024 .
4.	Reusability assessment of coal tailing Extract (CTE) for large scale geotechnical fill application. Project code: CU63 Imple. Agency : IIT Dharwad.	26 th July 2024	25 th July 2026	₹ 27.74 IIT, Dharwad- ₹ 27.74 BCCL- Nil	Objectives of the project: 1) To evaluate the suitability of Coal Tailing Extracts (CTE) as backfill materials in geotechnical structures. Criteria to qualify as engineered fill viz. Strength and drainage of CTE will be assessed using various laboratory test. 2) To explore the possibilities of enhancing the strength properties of CTE by using the geogrid reinforcement. To perform various laboratory tests to compare and quantify the effect of geogrids. 3) To perform finite element simulation of the prototype Mechanical Stabilized earth (MSE) wall with CTE backfill to assess the practical performance. BCCL Endorsed: 19.10.2023 . MoC Approved on 26.07.2024 .



5.	Coal to Chemical Sensors: Conversion of low-grade coal to carbon dots-based smart sensing strips for on-site monitoring of heavy metals in water bodies around the coal fields. Project code: CU63 Imple. Agency : IIT, Srinagar	01 st April 2025	31 st March 2027	₹ 53.21 IIT, Srinagar- ₹ 53.21 BCCL- Nil	Objectives of the project: 1)Collection of low-grade coal from coal fields and optimization of experimental conditions for converting it into fluorescent carbon dots, ensuring desirable properties for heavy metal detection. 2)Surface functionalization of the prepared carbon dots to create selective sensors. Characterization of their size, shape, and stability. Confirmation of the sensor's efficiency at the laboratory level. 3)Development of carbon dot-based sensing strips and assess their applicability in the detection of desired heavy metals, specifically targeting water samples from various water bodies around the coal fields (Jharia and Bokaro). BCCL Endorsed: 28.08.2024. MoC Approved on 17.03.2025
----	--	-----------------------------	-----------------------------	---	--

1.3 BCCL ENDORSED R&D PROJECT AWAITING APPROVAL BY MoC/CIL.

SN	Project Name	Project Proponent	BCCL Endorsement
1.	CIL R&D project: Development of Heat & Humidity Prediction Models and Ventilation Strategies for deep Indian Coal Mines	NIT, Rourkela.	22.03.2024
2.	CIL R&D project: Identification and mitigation of potential hazard in UG mines of Jharia coalfields using 3D cosmic Muon Tomography and gravity data.	IIT ISM, Dhanbad Sheffield University UK.	17.07.2024
3.	MoC S&T project: Development of Responsible AI and Sensor based Smart Fatigue Detection System (AI-SFDS) for Miners to improve Mine Safety	IIT, Kharagpur IIT, ISM NIT Rourkela.	28.11.2024



1.4 R&D STUDIES AT BCCL, FUNDED BY VARIOUS AGENCIES:

SN	Project Name	Project Undertaken by	Permission issued by BCCL
1.	AI-enabled Air Quality Monitoring framework for open Cast Mines at Katras and Block II Area. Funded by: Texmin	IIT, ISM	20.04.2024
2.	Real Time Monitoring approach for slope monitoring and warning for highwall benches at Block II Mines. Funded by: CSIR-HRDG	IIT (ISM)	20.04.2024
3.	“Land subsidence assessment using geospatial (UAV, DInSAR), artificial intelligence and GPR techniques in Coal mining regions of East India” Funded by: DST (SERB)	BIT, Mesra	08.06.2024

1.5 OB TO SAND EXTRACTION PLANT:

Ministry of Coal, Govt. of India, has instructed coal companies for gainful utilization of overburden. In this context, Coal India Limited has decided to set-up OB to Sand Extraction plant in all its subsidiaries. At BCCL, Damoda OCP, Barora Area, is selected as the site, for installation of OB to Sand plant. Present status is summarized below: -

- LoA issued has been issued to End2End Urja Solution Private limited on 21.04.2023
- Site handed over and WO issued on 26.06.2023
- Mining plan of Damoda is being amended for incorporation of the OB to Sand Plant.
- Draft Mining plan has been prepared by CMPDIL and is awaiting final approval.
- Plant commissioning expected by FY 2025-26, after grant of EC, CTE & CTO.



ANNEXURE-III

REPORT ON CORPORATE GOVERNANCE 2024-25

1. Corporate Philosophy:

BCCL is committed to observe Corporate Governance at different level for ensuing values, ethical behavior, transparency and disclosure as per laws, rules and guidelines.

2. Board of Directors:

Coal India Ltd is a Government Company within the meaning of Section 2(45) of Companies Act, 2013. As per the Articles of Association of the Company, the power to appoint Directors vests with The President of India. The Chairman-cum-Managing Director is appointed by the **President** (through Ministry of Coal) and the terms and conditions of his appointment are determined by the President (through Ministry of Coal).

In addition to Chairman-cum-Managing Director, the President also appoints (through Ministry of Coal) the whole time Functional Directors and other Directors including Independent Directors. consultation with the Chairman.

Chairman-cum-Managing Director, Functional Directors and Government nominee Directors are liable to retire by rotation. Independent Directors are not liable to retire by rotation.

In terms of the Articles of Association of the Company, the number of Directors of the Company shall not be **less than three** and not more than fifteen. These directors may be either whole time functional Directors or part time Directors. However, the Company may appoint more than fifteen Directors after passing a special resolution.

3. Composition of Board:

As on 31st March, 2025, the Board of Directors consists of a Chairman-cum-Managing Directors, four Functional Directors and two Part-time Official Directors. **As on 31st March, 2025 there is no Independent Director in the Board of Directors of BCCL.**

4. Board Meeting:

During the year 11 (Eleven) Board Meetings were held during 2024-25 as under:

Sl No.	No. of Board Meeting	Date of Meeting
01	409 th meeting	24.04.2024
02	410 th meeting	06.06.2024
03	411 th meeting	22.07.2024
04	412 th meeting	16.08.2024
05	413 th meeting	20.09.2024
06	414 th meeting	19.10.2024
07	415 th meeting	05.12.2024
08	416 th meeting	30.12.2024
09	417 th meeting	14.01.2025
10	418 th meeting	21.02.2025
11	419 th meeting	18.03.2025



5. Details of attendance of Board Meetings and AGM during the year 2024-25 are as follows:

Sl No.	Name of Director	Designation	No. of Board Meetings attended during 2024-25	Attended last AGM	No. of other Directorship as on 31.3.2025 in Listed public companies
1	Shri Samiran Dutta	Chairman –cum- Managing Director	11	Yes	Nil
2	Shri Anandji Prasad	Non-Executive Director	09	Yes	Nil
3	Ms. Vismita Tej	Non-Executive Director	02	No	One(NLC India Limited)
4	Shri Debasish Nanda	Non-Executive Director	11	Yes	One(Coal India Limited)
5	Smt. Shashi Singh	Independent Director	06	Yes	Nil
6	Shri Alok Kumar Agrawal	Independent Director	06	Yes	Nil
7	Shri Satyabrata Panda	Independent Director	06	Yes	Nil
8	Shri Ram Kumar Roy	Independent Director	08	Yes	Nil
9	Shri Murlikrishna Ramaiah	Director	11	Yes	Nil
10	Shri Sanjay Kumar Singh	Director	11	Yes	Nil
11	Shri Rakesh Kumar Sahay	Director	11	Yes	Nil
12	Shri Shankar Nagachari	Director	07	Yes	Nil
13	Shri Manoj Kumar Agarwal	Director	02	No	Nil

6. Information placed before the Board of Directors

The Board has complete access to any information within the Company. The information regularly supplied to the *Board inter alia* included the following:

- Annual operating plans and any updates.
- Capital budgets and any updates.
- Quarterly financial results of the company and its operating divisions or business segments.
- Minutes of meetings of audit committee and other committees of the board.
- The information if any on appointment and cessation of senior officers at the level of Board of Directors including appointment or removal of Chief Financial Officer and the Company Secretary.
- Show cause, demand, prosecution notices and penalty notices which are materially important.
- Fatal or serious accidents, dangerous occurrences, any material effluent or pollution problems.
- Any material default in financial obligations to and by the company, or substantial non-payment for goods sold by the company.
- Any issue, which involves possible public or product liability claims of substantial nature, including any judgment or order which, may have passed strictures on the conduct of the entity or taken an adverse view regarding another enterprise that may have negative implications on the entity.
- Review of Reserve Price of Coal and Washed Power Coal and other pricing related matters.



- xi) Details of performance of the Company.
- xii) Transactions that involve substantial payment towards goodwill, brand equity, or intellectual property.
- xiii) Significant labour problems and their proposed solutions. Any significant development in Human Resources/ Industrial Relations front like signing of wage agreement, implementation of Voluntary Retirement Scheme etc.
- xiv) Sale of investments, if any, assets which are material in nature and not in normal course of business.
- xv) Non-compliance of any regulatory, statutory requirements and shareholders service such as nonpayment of dividend etc.

7. Committees of the Board of Directors

A. Audit Committee:

a) Brief description of terms of Reference

Audit Committee of the Board of Directors of BCCL has been formed in the year 2002 in line with the section 292 A of the Companies Act, 1956 and under section 175 of the Companies Act, 2013 in pursuance of excellence in Corporate Governance. Audit Committee of BCCL consists of Independent Directors, Functional Directors, Govt. nominee director from Coal India and Ministry of Coal. An Independent Directors is to be the Chairman of the Committee.

Director (Finance), G.M./HoD (Internal Audit) and Statutory Auditors [wherever mandated] are invited to the Audit Committee Meeting. Company Secretary acts as the Secretary to the Committee.

Director (Finance), is the permanent invitee to the Committee. Director (Personnel) also attended as invitee on any item concerned with his Directorate.

Senior Functional executives are also invited as and when required to provide necessary clarification to the Committee Meetings.

b) Composition, Meetings and Attendance of Audit Committee:

As on 31st March 2025, the Audit Committee of BCCL has the following members:

Sl No.	Name of Director	Status
1	Ms Vismita Tej	Member
2	Shri Debasish Nanda	Member
3	Shri Sanjay Kumar Singh	Member
4	Shri Manoj Kumar Agarwal	Member
5	Shri Rakesh Kumar Sahay	Invitee

Seven meetings of the Audit Committee were held during the financial year 2024-25 on as under:

Sl No.	No. of Audit Committee Meeting	Date of Meeting
1	146 th meeting	24.04.2024
2	147 th meeting	22.07.2024
3	148 th meeting	20.09.2024
4	149 th meeting	19.10.2024
5	150 th meeting	05.12.2024



6	151 st meeting	30.12.2024
7	152 nd meeting	14.01.2025

The details of the meetings of Audit Committee attended by the members are as under:

Sl No.	Name of Director	Status	No. of Audit Committee Meetings attended during 2024-25
1	Shri Alok Kumar Agrawal	Chairman	04
2	Shri Ram Kumar Roy	Chairman	02
	Shri Ram Kumar Roy	Member	04
3	Shri Anandji Prasad	Chairman	01
4	Shri Anandji Prasad	Member	06
5	Shri Debasish Nanda	Member	07
6	Smt. Shashi Singh	Member	04
7	Shri Satyabrata Panda	Member	04
8	Shri Sanjay Kumar Singh	Member	07
9	Shri Shankar Nagachari	Member	05

c) Scope of Audit Committee:

1. Oversight of financial reporting process and the disclosure of financial information relating to the Company to ensure that the financial statements are correct, sufficient and credible;
2. To take note of the appointment and the terms of appointment of the auditors of the Company by the Comptroller and Auditor General of India ("CAG").
3. Recommending to the Board the fixation of audit fees, based on the order/instructions of the CAG;
4. approval of payment to statutory auditors for any other services rendered by the statutory auditors;
5. reviewing, with the management, the annual financial statements and auditor's report thereon before submission to the Board for approval, with particular reference to:
 - a) Matters required to be included in the director's responsibility statement to be included in the Board's report in terms of clause (c) of sub-section 3 of section 134 of the Companies Act, 2013
 - b) Changes, if any, in accounting policies and practices and reasons for the same
 - c) Major accounting entries involving estimates based on the exercise of judgment by management
Significant adjustments made in the financial statements arising out of audit findings
 - e) Compliance with listing and other legal requirements relating to financial statements
 - f) Disclosure of any related party transactions; and
 - g) Modified opinion(s) in the draft audit report.
6. reviewing, with the management, the quarterly, half-yearly and annual financial statements before submission to the Board for approval;



7. reviewing with the management, performance of Statutory and Internal Auditors and adequacy of the internal control systems.
8. reviewing, with the management, the statement of uses / application of funds raised through an issue (public issue, rights issue, preferential issue, etc.), the statement of funds utilized for purposes other than those stated in the issue document / prospectus / notice, and making appropriate recommendations to the Board to take up steps in this matter. This also includes monitoring the use/application of the funds raised through the proposed initial public offer by the Company;
9. reviewing and monitoring the auditor's independence and performance, and effectiveness of audit process;
10. approval of any subsequent modification of transactions of the Company with related parties and omnibus approval for related party transactions proposed to be entered into by the Company, subject to the conditions as may be prescribed

Explanation: The term "related party transactions" shall have the same meaning as provided in Clause 2 (zc) of the SEBI Listing Regulations and/or the applicable Accounting Standards and/or the Companies Act, 2013.

11. reviewing, at least on a quarterly basis, the details of related party transactions entered into by the Company pursuant to each of the omnibus approvals given;
12. scrutiny of inter-corporate loans and investments;
13. valuation of undertakings or assets of the Company, wherever it is necessary;
14. evaluation of internal financial controls and risk management systems;
15. reviewing, with the management, performance of statutory and internal auditors, adequacy of the internal control systems;
16. reviewing the adequacy of internal audit function, if any, including the structure of the internal audit department, staffing and seniority of the official heading the department, reporting structure coverage and frequency of internal audit;
17. discussion with internal auditors of any significant findings and follow up thereon;
18. reviewing the findings of any internal investigations by the internal auditors into matters where there is suspected fraud or irregularity or a failure of internal control systems of a material nature and reporting the matter to the Board;
19. discussion with statutory auditors before the audit commences, about the nature and scope of audit as well as post-audit discussion to ascertain any area of concern;
20. recommending to the board of directors the appointment and removal of the external auditor, fixation of audit fees and approval for payment for any other services;
21. looking into the reasons for substantial defaults in the payment to depositors, debenture holders, shareholders (in case of non-payment of declared dividends) and creditors;
22. reviewing and monitoring the functioning of the whistle blower mechanism;
23. monitoring the end use of funds raised through public offers and related matters;
24. overseeing the vigil mechanism established by the Company, with the chairman of the Audit Committee, providing for adequate safeguards against victimisation of employees and directors who avail of the vigil mechanism and directly hearing grievances of victimization of employees and directors, who used vigil mechanism to report genuine concerns in appropriate and exceptional cases;



25. approval of appointment of chief financial officer (i.e., the whole-time finance Director or any other person heading the finance function or discharging that function) after assessing the qualifications, experience and background, etc. of the candidate;
26. To review the follow up action on the audit observations of CAG Audit.
27. To review the follow up action taken on the recommendations of Committee on Public Undertakings (COPU) of the Parliament.
28. Provide an open avenue of communication between the independent auditor, internal auditor and the Board of Directors
29. reviewing the utilization of loans and/or advances from / investment by the holding company in the subsidiary exceeding ₹1,000,000,000 or 10% of the asset size of the subsidiary, whichever is lower including existing loans / advances / investments existing;
30. The Audit Committee shall mandatorily review the following information:
 - a) Management discussion and analysis of financial condition and results of operations.
 - b) Management letters / letter of internal control weaknesses issued by the Statutory Auditors.
 - c) Internal audit reports relating to internal control weaknesses.
 - d) The appointment, removal and terms of remuneration of the Chief internal auditor shall be placed before the Audit Committee.
 - e) Certification/ declaration of financial statements by the Chief Executive/ Chief Finance Officer to be designated by the Board.
 - f) Statement of deviations in terms of the SEBI Listing Regulations:
 - i. Quarterly statement of deviation(s) including report of monitoring agency, if applicable, submitted to stock exchange(s) where the Equity Shares are proposed to be listed in terms of the SEBI Listing Regulations;
 - ii. Annual statement of funds utilized for purposes other than those stated in the offer document/ prospectus/ notice in terms of the SEBI Listing Regulations
31. carrying out any other function as is mentioned in the terms of reference of the Audit Committee;
32. consider and comment on rationale, cost-benefits and impact of schemes involving merger, demerger, amalgamation etc., on the Company and its shareholders and
33. Carrying out any other function as prescribed under the DPE Guidelines, Companies Act and Listing Regulations, as applicable to the Company from time to time and any other function as deemed appropriate or determined by the Board from time to time in the best interest of the Company and other stakeholders of the Company.

d) Review of information by Audit Committee:

The audit committee shall mandatorily review the following information:

1. Management discussion and analysis of financial condition and results of operations;
2. Management letters / letters of internal control weaknesses issued by the statutory auditors;
3. Internal audit reports relating to internal control weaknesses; and
4. The appointment, removal and terms of remuneration of chief internal auditor shall be subject to review by the audit committee.



5. Statement of deviations:

- a) Quarterly statement of deviation(s) including report of monitoring agency, if applicable, submitted to stock exchange(s) in terms of Regulation 32(1).
 - b) Annual statement of funds utilized for purposes other than those stated in the offer document/ prospectus/notice in terms of Regulation 32(7).
6. Summary of Transaction with Related Parties in the ordinary course of business.
7. Appointment of Statutory and Branch Auditors.
8. Review of Reserve Price of Coal and Washed Power Coal and other pricing related matters.
9. Approval of Annual Capital Budget, Revenue Budget etc. and any spill over, Revised Estimate, Re-appropriation thereof.

B. Risk Management Committee.

a) Brief description of terms of reference

The Risk Management Committee was constituted by the Board in its 322nd Board Meeting held on 27.01.2016, in accordance with regulation 21 of the SEBI (LODR) Regulations.

The Risk Management Committee of BCCL has been constituted with following terms of reference:

- i) The Risk Management Committee minimum three members with majority of them being members of the board of directors, including at least one independent director;
- ii) The quorum for a meeting of the Risk Management Committee shall be either two members or one third of the members of the committee, whichever is higher, including at least one member of the board of directors in attendance;
- iii) The chairperson on the Risk Management Committee is a member of the Board;
- iv) The Risk Management Committee meets at least twice in a year; and
- v) The meetings of the Risk Management Committee shall be conducted in such a manner that on a continuous basis not more than one hundred and eighty days shall elapse between any two consecutive meetings.

b) Composition, name of members and chairperson and meeting details

One meetings of the Risk Management Committee (RMC) Meeting was held during the financial year 2024-25 as under:

Sl No.	No. of RMC Meeting	Date of Meeting
1	15 th meeting	31.05.2024

The details of the meetings of Risk Management Committee attended by the members are as under:

Sl No.	Name of Director	Status	No. of RMC meeting attended during 2024-25
1	Shri Satyabrata Panda	Chairman	01
2	Shri Murlikrishna Ramaiah	Member	01
3	Shri Rakesh Kumar Sahay	Member	01



4	Shri Sanjay Kumar Singh	Member	01
5	Shri Shankar Nagachari	Member	00

The role of the committee shall, inter alia, include the following

- i. To formulate a detailed risk management policy which shall include:
 - a) A framework for identification of internal and external risks specifically faced by the Company, in particular including financial, operational, sectoral, sustainability particularly, environmental social and governance related risks), information, cyber security risks or any other risk as may be determined by the Committee.
 - b) Measures for risk mitigation including systems and processes for internal control of identified risks.
 - c) Business continuity plan.
- ii. To ensure that appropriate methodology, processes and systems are in place to monitor and evaluate risks associated with the business of the Company;
- iii. To monitor and oversee implementation of the risk management policy, including evaluating the adequacy of risk management systems;
- iv. To periodically review the risk management policy, at least once in two years, including by considering the changing industry dynamics and evolving complexity;
- v. To keep the board of directors informed about the nature and content of its discussions, recommendations and actions to be taken;
- vi. The appointment, removal and terms of remuneration of the Chief Risk Officer (if any) shall be subject to review by the Risk Management Committee.

C. Corporate Social Responsibility Committee.

a) Brief description of terms of reference

The terms of reference, powers, and scope of the Corporate Social Responsibility Committee of our Company is in accordance with Section 135 of the Companies Act, 2013, as amended. The terms of reference of the Corporate Social Responsibility and Sustainability Committee include the following:

Corporate Social Responsibility Committee be and is hereby authorized to perform the following functions:

- A. Formulate and recommend to the Board, a “Corporate Social Responsibility Policy” which shall indicate the activities to be undertaken by the Company in areas or subject as specified in Schedule VII of the Companies Act, 2013, namely;
 - i) the list of the list of corporate social responsibility projects or programmes that are approved to be undertaken in areas or subjects specified in the Schedule VII of the Companies Act, 2013;
 - ii) the manner of execution of such projects or programmes as specified in Rule 4(1) of the Companies (Corporate Social Responsibility Policy) Rules, 2014;
 - iii) the modalities of utilization of funds and implementation schedules for the projects or programmes;
 - iv) monitoring and reporting mechanism for the implementation of the projects or programmes; and
 - v) details of need and impact assessment, if any, for the projects undertaken by the company;
- B. Review and recommend the amount of expenditure to be incurred on the activities referred to in clause (A);



- C. Monitor the corporate social responsibility policy of the Company and its implementation from time to time; and
- D. Any other matter as the Corporate Social Responsibility Committee may deem appropriate after approval of the Board or as may be directed by the Board from time to time to promote the corporate social responsibility activities of the Company and exercise such other powers as may be conferred or perform such responsibilities as may be required by the corporate social responsibility committee in terms of the provisions of section 135 of the Companies Act.

b) Composition, name of members and chairperson and meeting details

Meetings and Attendance of the CSR Committee Meeting:

Three meetings of the CSR Committee Meeting was held during the financial year 2024-25 as under:

Sl No.	No. of CSR Committee Meeting	Date of Meeting
1	39 th meeting	06.06.2024
2	40 th meeting	20.09.2024
3	41 st meeting	08.03.2025

The details of the meetings of CSR Committee attended by the members are as under:

Sl No.	Name of Director	Status	No. of RMC meeting attended during 2024-25
1	Smt. Shashi Singh	Chairman	02
2	Shri Sanjay Kumar Singh	Chairman	01
		Member	02
3	Shri Ram Kumar Roy	Chairman	00
4	Shri Murlikrishna Ramaiah	Member	03
5	Shri Rakesh Kumar Sahay	Member	03
6	Shri Shankar Nagachari	Member	01
7	Shri Manoj Kumar Agarwal	Member	01

E. Empowered Sub-Committee

An Empowered Sub-Committee for Evaluation, Appraisal and Approval of Projects was formed by CIL Board for Evaluation, Appraisal and Approval of Projects.

Eight meetings of the ESC(T) was held during the financial year 2024-25 as under:

Sl No.	No. of ESC (T) Meeting	Date of Meeting
01	37 th meeting	24.04.2024
02	38 th meeting	06.06.2024
03	39 th meeting	15.08.2024
04	40 th meeting	18.10.2024
05	41 st meeting	01.12.2024
06	42 nd meeting	31.12.2024



07	43 rd meeting	21.02.2025
08	44 th meeting	16.03.2025

The details of the meetings of ESC (T) attended by the members are as under:

Sl No.	Name of Director	Status	No. of ESC Meetings (T) attended during 2024-25
1	Shri Anandji Prasad	Chairman	06
2	Shri Debasish Nanda	Chairman	02
3	Shri Alok Kumar Agrawal	Member	04
4	Shri Sanjay Kumar Singh	Member	08
5	Shri Rakesh Kumar Sahay	Member	08
6	Shri Shankar Nagachari	Member	06
7	Shri Manoj Kumar Agarwal	Member	02

8. Meeting of Independent Directors

No meeting of Independent Directors was held during 2024-25 due to absence of Independent Directors on the Board.

9. Whistle Blower Policy

The Whistle Blower Policy of BCCL which was approved by Board of Directors in 307th Board Meeting held on 24.05.2014 was enforced but the same has been revised and approved in 390th Board Meeting of BCCL held on 18.06.2022 in line with modified Whistle Blower Policy of CIL. The new Policy has now been displayed in the website of BCCL.

10. General Body Meeting:

Date, time and venue of the last 3 Annual General Meetings are as under:

Financial Year	Date	Time	Location
2023-24	01.08.2024	09.45 AM	Koyla Bhawan, Koyla Nagar, Dhanbad
2022-23	21.07.2023	10.30 AM	Koyla Bhawan, Koyla Nagar, Dhanbad
2021-22	26.07.2022	10.30 AM	Koyla Bhawan, Koyla Nagar, Dhanbad

11. Share holding pattern of BCCL:

100% shares of BCCL are held by Coal India Limited and its nominees. Company becomes a public company through Certificate of Incorporation issued by Ministry of Corporate Affairs (MCA), Government of India w.e.f., 07th May, 2025 by induction of additional 03 (three) nominee shareholders by allotting 100 equity shares of ₹10/- per share to each of them. The current shareholding pattern of BCCL is as on 11.07.2025 is as under :-

Dpid	Folio/Client ID	Name	Second	Shares (No.)	Cumulative Shares (No.)
IN300118	11754648	COAL INDIA LTD		4656999400	4657000000
IN300118	11790522	COAL INDIA LIMITED	POLAVARAPU MALLIKHARJUNA PRASAD	100	4657000000



IN300118	11818721	COAL INDIA LIMITED	SAMIRAN DUTTA	100	4657000000
IN300118	11821475	COAL INDIA LIMITED	DEBASISH NANDA	100	4657000000
IN300118	11840010	COAL INDIA LIMITED	MURLI KRISHNA RAMAIAH	100	4657000000
IN300118	11840028	COAL INDIA LIMITED	SANJAY KUMAR SINGH	100	4657000000
IN300118	11840190	COAL INDIA LIMITED	MANOJ KUMAR AGARWAL	100	4657000000

12. Dematerialization of Shares

Shares of the Company issued to the Shareholders are in dematerialized segment and are available with National Securities Depository Ltd. (NSDL).

Agreement with Central Depository Services (India) Ltd (CDSL) was executed for admission of Company's securities into CDSL's system on 27th May 2025.

13. The names and address of the Depositories are as under:

1. National Securities Depository Ltd.

Times Tower, 1st floor, Kamala Mills Compound,
Lower Parel, Mumbai - 400 013

2. Central Depository Services (India) Limited.

Marathon Futurex, A-Wing, 25th floor,
NM Joshi Marg, Lower Parel (East),
Mumbai 400013

14. Registrar to Issue and Share Transfer Agent

M/s NSDL Database Management Limited (NDML), Mumbai

M/s NSDL Database Management (NDML), Mumbai was engaged as Registrar and Transfer agent vide agreement dated 25.10.2018 for the purpose of handling transfer of dematerialized shares but for the purpose of listing of BCCL, CIL has issued work order for the job of Registrar and Share transfer agent to M/s KFin Technologies Limited, Hyderabad vide agreement dated 23.04.2025.

M/s KFin Technologies Limited.

Selenium Tower B, Plot No. 31 and 32,
Financial District, Nanakramguda, Serilingampally,
Hyderabad-500032, Telengana.

15. Disclosures in relation to the Sexual Harassment of Women at Workplace (Prevention, Prohibition and Redressal) Act, 2013

No. of Complaint filed	No. of Complaint disposed	No of Complaint Pending
01	00	01

16. CEO/CFO Certification:

Certificate signed by Shri Samiran Dutta, Chairman/CEO and Shri Rakesh Kumar Sahay, Director (Finance)/CFO was placed before the Board of Directors in its 421st Board Meeting held on 23rd April 2025 and is annexed to the Directors Report as Annexure V.



17. Familiarization programme for Independent Directors:

Board of Directors including Independent Directors are fully briefed on all business-related matters, associated risk, new initiatives etc of the company.

The Board of directors were also briefed about the provisions of Companies Act 2013, SEBI (LODR) Regulations, 2015, and Prevention of Insider Trading Code of BCCL/ CIL etc. as and when the training programmes are conducted by the recognized Institutes on Corporate Governance, company sponsors them to attend training programme and make them familiar with the recent developments.

18. Corporate Governance Certificate regard to compliance of conditions of Corporate Governance

As stipulated in the Guidelines on Corporate Governance for CPSE issued by Department of Public Enterprises vide OM 18(8)/2005-GM dated 14.05.2010 and relevant SEBI (LODR) Regulations 2015, a certificate on Compliance of Corporate Governance Guidelines has been obtained from a peer reviewed practicing Company Secretary for the financial year 2024-25 and the same is enclosed in the Directors Report as Annexure VIII.

19. Reporting of Internal Auditor

General Manager/HoD Internal Audit reports directly to CMD/CEO of the company.

The external/internal auditor appointed by the company submit their report to concerned GM/HoD at places where they are conducting audit. These reports are reviewed by the Audit Committee.

20. Statement regarding Independent Director as per the provisions of Rule (8)(5)(iiia) under Companies (Accounts) Rules, 2014:

The following Independent Directors appointed during the year 2021-22 have ceased to be Independent Director as on 31.03.2025:

1. Smt. Shashi Singh, Independent Director;
2. Shri Alok Kumar Agrawal, Independent Director;
3. Shri Satyabrata Panda, Independent Director; and
4. Shri Ram Kumar Roy, Independent Director

In terms of sub rule 5 (iiia) under Rule 8 of the Companies (Accounts) Rules, 2014 as amended on 01.12.2019, the Board is of the opinion that the above mentioned Independent Directors of the Board have the integrity, expertise and experience (including the proficiency) in discharging the function as Independent Director of the Company.

The above appointed Independent Directors got themselves registered with IICA in terms of sub rule 1(b) under Rule 6 of the Companies (Appointment and Qualification of Directors) Rules, 2014.

In terms of sub rule 4 read with Rule 6 of the Companies (Appointment and Qualification of Directors) Rules, 2014 as amended upto 18.12.2020, Smt. Shashi Singh Independent Director passed online proficiency self-assessment test conducted by IICA on 10th March 2023 during 2022-23. Shri Satyabrata Panda, Independent Director and Shri Ram Kumar Roy, Independent Director passed online proficiency self-assessment test conducted by IICA on 12th April, 2023 & 17th October, 2023 respectively during 2023-24.

Shri Alok Kumar Agrawal, Independent Directors, is exempted from passing online proficiency test since he is a practicing Chartered Accountant having practice of more than 10 years is exempted from online proficiency test as per second proviso to Rule 6(4) of Companies (Appointment and Qualification of Directors) Rules issued by Ministry of Corporate Affairs vide notification no. G.S.R 579(E) dated 19.08.2021.



ANNEXURE-IV

MANAGEMENT DISCUSSION AND ANALYSIS REPORT

I. INDUSTRY STRUCTURE AND DEVELOPMENT

Bharat Coking Coal Limited (BCCL), the Company, is a wholly-owned subsidiary of Coal India Limited (“CIL”). BCCL was conferred with Mini Ratna status in 2014. BCCL was incorporated in 1972 to mine and supply coking coal concentrated in mines located at Jharia, Jharkhand and Raniganj, West Bengal coalfields.

At present BCCL operates 32 operational mines, including 3 underground mines, 25 opencast mines and 4 mixed mines and also operates 5 washeries in its leasehold area. BCCL has expanded its operations significantly over the years, with coal production increasing from 30.51 million tonnes in Financial Year 2021-22 to 40.50 million tonnes in Financial Year 2024-25, which is an increase of 32.74% over Financial Year 2021-22.

In Financial Year 2023-24, BCCL produced 39.11 million tonnes of coking coal and 1.99 million tonnes of non-coking coal, surpassing its previous records of coking coal production. The Company operates across a total leasehold area of 288.31 square kilometres, covering 252.88 square kilometres of the Jharia coalfield and covering 35.43 square kilometres of the Raniganj coalfield. Operational portfolio of the Company includes:

- (i) opencast and underground mining projects,
- (ii) coal washeries.

Initially, Bharat Coking Coal Limited (BCCL) inherited small, disorganized small underground & OC mines during the nationalization of coking and non-coking coal mines, which were previously operated by private owners in an unscientific manner leading to fire, subsidence, and water accumulation in the older workings. The coalfields are densely populated, with townships and crucial transport networks, including National and state highways, posing significant challenges for mining operations. Despite these challenges, the Company holds a crucial position as the primary producer of coking coal in the country.

Bharat Coking Coal Limited (BCCL) is the largest coking coal producer in India in Financial Year 2024-25 in terms of coking coal production, which accounted for 58.50% of the domestic coking coal production in Financial Year 2024-25. Primary product of BCCL is coking coal, with an estimated reserve of approximately 7,910 million tonnes, as of 1st April, 2024, making the Company one of the largest coking coal reserve holder in India. It produces various grades of coking coal, non-coking coal and washed coals for applications primarily in the steel and power industries.

The quality and accessibility of coal reserves of BCCL plays a critical role in determining production efficiency of the Company and cost structure. As of 31st March, 2025, BCCL holds approximately 1,495.4 million tonnes of proved and probable reserves, including 1,140.7 million tonnes of coking coal—the largest in India.

While this extensive reserve base provides long-term security, operational challenges persist, particularly in the Jharia coalfield, where certain seams are fire-prone or have high ash content. For instance, in fire-affected areas, the Company has undertaken advance overburden (“OB”) removal to ensure safe and timely access to coal seams. In Financial Year 2024-25, our highest OB removal in terms of volumes was recorded, which supported continued high production levels despite geological constraints.

Revenues of the Company are significantly influenced by demand from the steel and power sectors. BCCL also produces washed coal, washed power coal, which has reduced ash content and is used in steel making and power generation. Washed power coal, by-products of coal washing, are used for power generation and in various industrial plants.



Results of operations of the Company are significantly influenced by the sales volumes and pricing of coking coal. The volume of coking coal the Company is able to sell depends not only on its production capacity and operational efficiency but also on the demand from key consuming sectors, particularly steel, which is sensitive to broader economic and industrial trends.

Pricing of coking coal is determined through a combination of mechanisms, including long-term Fuel Supply Agreements (“FSAs”), linkage auctions, e-auctions, and negotiated Memoranda of Understanding with major customers. While FSAs provides a degree of price stability, e-auction prices are subject to market dynamics and can fluctuate based on domestic and international supply-demand conditions. Global coking coal prices, in particular, influence the competitiveness of domestic coal and can affect customer preferences between imported and indigenous sources. The sustained increase in international coking coal prices has reinforced the competitive position of BCCL within the domestic market, enabling the Company to reliably meet demand as a key supplier of coking coal.

II. STRENGTH AND WEAKNESS

STRENGTHS(S)	WEAKNESS (W)
<ul style="list-style-type: none"> • Availability of substantial coking coal resource. • Existence of best quality coal in upper stratum and inferior quality coal in bottom stratum. • Ability to provide coking coal at less than import parity price. • Availability of existing washeries and upcoming washeries for washing coal to reduce ash content. • Potential field/reserves for CMM and CBM production. • Favourable geographical location with good Road/Rail connectivity. • New washeries being set up for washing of coking coal having high ash content. • Largest coking coal producer in India with access to large reserves. • Strategically located mines with large washeries. • Well positioned to capitalize on demand for coking coal in India. • Strong parentage of Coal India Limited. • Consistent track record of growth and financial performance. • Experienced management team supported by committed employee base. 	<ul style="list-style-type: none"> • Spontaneous heating of coal seam. • Deep seated deposits in the dip side restricts excavation of opencast. • Old underground working is standing on pillars and either waterlogged or under fire. Non availability of technology for extraction of these coal reserve. • Non availability of land for external OB dumps. • Coal bearing areas are densely populated, mostly by unauthorised habitants causing hindrance in smooth progress of mining activity. • Presence of multi- seam workings affected by fire and water logging



III. OPPORTUNITIES AND THREATS

OPPORTUNITIES (O)	THREATS (T)
<ul style="list-style-type: none"> • Availability of un-exhaustive market for a long period. • Asset monetization of discontinued mines. • Installation of solar power plant. • Scope for Coal Bed Methane (CBM) extractions. • Opportunity to generate revenue through Mine Tourism. • High demand for coking coal as Import substitution under “Aatma Nirbhar” Plan of Government of India. • Monetization of old washeries under Washery Developer and operator (“WDO”) route. 	<ul style="list-style-type: none"> • Illegal mining resulting in exposure of coal to air, aggravating spontaneous combustion. • Scarcity of consumers for sale of reject generated at washeries. • Delay in shifting unauthorised occupants from the mining area. • Inability to establish physical possession of land acquired under LA Act for mining purpose. • Delay in implementation of Jharia Master Plan, endangering the lives of habitants in vicinity as well as loss of priceless coal reserve in fire beneath.

IV. OUTLOOK

To address these challenges and improve reserve recovery, highwall and longwall mining technologies are being deployed to access deeper or previously uneconomical seams—yielding 0.53 million tonnes of coal via highwall mining in Financial Year 2024-25; and reorganizing Jharia coal blocks into seven large opencast units to streamline extraction and reduce fire risk; and expanding and modernizing washeries to process high-ash coal more efficiently, with ₹11,598.32 million committed to new and upgraded facilities. These initiatives are aimed at maximizing reserve utilization, improving coal quality, and enhancing operational resilience.

Profitability of the Company is intrinsically linked to how effectively mining and washery infrastructures of the Company are utilised. While significant investments have been made in expanding production and processing capacities of the Company, the actual utilization of these assets has varied due to a combination of operational, logistical, and market-driven factors.

In Financial Year 2024-25, for instance, overall coal production of BCCL stood at 40.50 million tonnes, yet washeries of the Company were operated at only 29.60% of their operable capacity. This underutilization reflects the complex interplay between raw coal availability, feedstock quality, and the synchronization of mining and beneficiation operations.

Operational productivity is also influenced by the efficiency of Company’s equipment, the reliability of logistics infrastructure of the Company, and the coordination between different stages of the coal value chain—from extraction to processing to dispatch. Delays in overburden removal, equipment downtime, or bottlenecks in coal evacuation can all contribute to suboptimal utilization of installed capacity, thereby affecting cost efficiency and margins.

To address these challenges and enhance overall productivity, a comprehensive modernization has been undertaken along with expansion of washery infrastructure. BCCL is in the process of commissioning three new washeries—Patherdih-II, Bhojudih, and Moonidih—with a combined capacity of 7.00 million tonnes per annum. These facilities are designed to handle high-ash coking coal and are equipped with advanced beneficiation technologies to improve yield and product quality.

At the same time, upgrading of existing washeries are also being done to align their operational capabilities with current and projected production volumes. By improving the alignment between coal production and processing, and by investing in more efficient and flexible infrastructure, it is aimed to significantly improve capacity utilization and operational productivity across value chain of the Company.



Marketing outlook

- With increased requirement of consumers under “Aatmanirbhar Bharat” amid global supply constraint, there is need for more domestic washed Coal for the steel consumers.
- With setting up of new washeries , stacking of rejects is a huge problem and this space constraint can be mitigated to a large extent if such rejects can be sold to the power houses or other consumers at a mutually agreed price or notified price.
- Long term agreement with distantly located consumers of Rejects with nationalized price if required.
- Mine production enhancement in line with the projected off-take commitment from customers.

V. SEGMENT WISE AND PRODUCT –WISE PERFORMANCE

RAW COAL PERFORMANCE

Raw Coal Production, Productivity & offtake Performance of BCCL during 2024-25 vis-à-vis 2023-24

Sl. No.	Particulars	Unit	2024-25			2023-24	Growth over last year	
			Target	Actual	Achieved (%)	Actual	Absolute	(%)
i)	Raw Coal (According to type of Mine)							
	UG	M. Te.	2.00	1.14	56.97%	0.77	0.37	48.79%
	OC	M. Te.	43.00	39.36	91.54%	40.33	-0.97	-2.40%
	Total	M. Te.	45.00	40.50	90.00%	41.10	-0.59	-1.45%
ii)	According to type of Coal							
	Coking coal	M. Te.	42.91	38.89	90.64%	39.11	-0.22	-0.56%
	Non-coking coal	M. Te.	2.09	1.61	77.08%	1.99	-0.37	-18.79%
		M. Te.	45.00	40.50	90.00%	41.10	-0.59	-1.45%
iii)	OB Removal	M. CuM.	170.00	182.35	107.27%	152.76	29.59	19.37%
iv)	Productivity (OMS)							
	UG	Te.	0.73	0.75	103.47%	0.26	0.49	189.32%
	OC	Te.	11.56	9.88	85.43%	10.05	-0.17	-1.74%
	Overall	Te.	5.91	5.43	91.77%	5.89	-0.46	-7.88%
v)	Offtake of Coal	M. Te.	45.00	38.25	84.99%	39.27	-1.02	-2.61%

Supply of Washed & direct feed coal

Supply of Washed & direct feed coal to the steel sector was 17.08 lakh tonnes in 2024-25 against 14.64 lakh tonnes in 2023-24. This represents a growth of 16.67 % over the last year.



Washed Coal & Washed Power Coal Production

(In million tonnes)

Type	2024-25		2023-24	
	Target	Actual	Target	Actual
Washed Coal (C)	2.33	1.65	1.98	1.46
Washed Power Coal	4.00	3.16	3.93	2.84
Total	6.33	4.81	5.91	4.30

VI. RISK AND CONCERNS

1. Mines and washeries of BCCL are concentrated in Jharia, Jharkhand and Raniganj, West Bengal and the eventual exhaustion of coal reserves in these areas or inability to successfully of the Company exploit existing reserves may adversely affect our business, results of operations, financial conditions and cash flows.
2. D.C Railway line, Main JC Railway line and Adra - Gomoh Railway line pass through the coalfield and form important communication network of the coalfield.
3. The upper coal seams, mined by the underground method in the past, are partly exhausted and partly standing on pillars beneath crucial surface features.
4. Challenges encountered in land acquisition include the inability to establish physical possession of land procured under the Land Acquisition Act for mining purpose. Discrepancies between Cadastral Survey (CS) and Revisional Settlement (RS) Khatiyani records further compound these issues, resulting in unnecessary legal complications and subsequent delays in the acquisition process.
5. Delay in implementation of Jharia Master Plan, endangering the lives of habitants in vicinity as well as loss of priceless coal reserve in fire beneath.
6. The dense habitation above the mining areas complicates obtaining DGMS permission for de-pillaring operations. Additionally, delays in relocating unauthorized occupants hinder the acquisition of blasting permissions, impacting blasting operations. Furthermore, illegal mining activities expose to coal to air, increasing the risk of spontaneous combustion.

VII. DIVERSIFICATION AND VALUE ADDITION

CBM PROJECTS

Methane is inherently associated with coal as a byproduct of the coal formation process. It is trapped within coal beds and is released during and after mining activities. If effectively recovered, CBM associated with coal reserves and emitted during coal mining operations could serve as a significant potential source of energy. To harness this opportunity, we have identified two blocks in our Jharia coalfield for the exploration of CBM:

• Jharia CBM Block I

This block encompasses an area of 26.55 square kilometers and contains gas reserves estimated at 25,000 million cubic meters. It is currently in the exploration phase, and the development work for this block has been awarded on a revenue-sharing basis. The block is anticipated to commence production by the Financial Year 2027-28.



• **Jharia CBM Block II**

The pre-feasibility report for this block was approved on 19th October, 2024, and the model tender document is being prepared by CMPDIL.

These initiatives underscore our commitment to harnessing CBM as a viable energy source, contributing to sustainable energy goals of the Company.

Solar Power Projects

With a keen focus on sustainable development and reducing dependency on conventional source of energy, BCCL has been successful in installing roof top and ground mounted solar projects in different locations within its command area. As of 31st March, 2025, 24.09 MWp solar power plant including 4.09 MWp roof top projects and 20 MWp Ground mounted projects have been installed and commissioned at different locations of BCCL. The installed rooftop solar plants have generated 2,720,681.20 KWh of energy which led to 217,654.96 kg carbon dioxide reduction in the in Financial year 2024-25. These initiatives underscore commitment of BCCL to promoting renewable energy and achieving our sustainability goals.

Rooftop solar power plants of BCCL generate energy that is directly utilized for own consumption of the Company, reducing its reliance on conventional energy sources and lowering operational costs. For ground-mounted solar power plants of the Company, the generated energy is injected into the grid, and the corresponding energy credits are adjusted in electricity bills of the Company, resulting in cost savings. This approach not only supports sustainability goals of BCCL but also enhances financial performance of the Company by optimizing energy usage and reducing carbon emissions.

Monetization of Old Washeries

BCCL is aimed to expand and modernize its washery infrastructure. It aims to strategically monetize non-performing mines and old, less efficient coking coal washeries through the WDO model and private sector partnerships, ensuring long-term revenue generation without incurring operating costs and optimizing asset utilization.

The Company is focusing on identifying new patches for production through contractual means, establishing new washeries under the build-operate-maintain model, and renovating existing washeries under the renovate- operate-maintain model.

Further, to enhance the supply of indigenous washed coking coal and reduce reliance on imports for the steel sector, BCCL plans to increase the number and capacity of its washeries. This strategic initiative aims to bolster domestic production, ensuring a steady and reliable supply of high-quality washed coking coal.

The Company has also significantly increased the sale of beneficiated and higher quality coal by modernizing and renovating aging washeries, commissioning new washeries with a combined capacity of 7.00 million tonnes per year, and monetizing old washeries to enhance operational efficiency.

The renovation contract for the 1.60 million tonnes per year Moonidih coal washery has been awarded, which will enhance its existing washing capacity.

In addition, a private player has been onboarded as washery developer cum operator to re-develop old Dugdha washery under monetization scheme. It will add into a new revenue stream for the Company and at the same time will help to increase the share of coking coal produced by BCCL into steel sector. These expansions in the washery operations of the Company are anticipated to enable the supply of higher-grade coking coal, thereby improving product quality and addressing the growing market demand.



VIII. INTERNAL CONTROL SYSTEMS AND THEIR ADEQUACY

To ensure regulatory and statutory compliance as well as to provide highest level of corporate governance, BCCL has a well- established and robust internal control system and processes. A comprehensive delegation of power exists for a smooth decision making. The supervision of operational efficiency is done by internal audit. The Audit committee keeps a watch on the working of internal control system. The accounts of the company are subject to audit by Comptroller and Auditor General of India. In line with the directives of Department of Public Enterprises (DPE), training is imparted to the newly appointed Directors of the company.

IX. DISCUSSION ON FINANCIAL PERFORMANCE WITH RESPECT TO OPERATIONAL PERFORMANCE

FINANCIAL DISCUSSION AND ANALYSIS

In FY 2024-25, the profit before tax for the company was ₹1702.89 Crore and the net profit was ₹1240.19 Crore reflecting a descend in profitability by 18.59% and 20.73% over previous year profit before tax of ₹ 2091.67 Crore and net profit of ₹1564.46 Crore respectively.

The principal reason for such decline in profitability during the year can be attributed to the following factors:-

- Decrease in off-take of Raw Coal by 2.57% over the previous year. Also, the production of coal has gone down by 1.46% as compared to the previous year.

A detailed discussion on financial performance and analysis is furnished below:

A. Total Income:

Total Income of BCCL comprises of Revenue from Operations and other Income. Major revenue of the Company under above two heads of total income includes income from sale of coal, other operating revenue such as Surface Transportation Charges (STC) recovered from customers, evacuation facility charges, interest earned on term deposits with banks etc. The total income for financial year 2024-25 is ₹14597.53 Crore as against ₹14452.01 Crore in the previous year registering a growth of 1.01%, principally due to increase in other income and nominal increase can be attributed to increase in STC recovery during the current year. The analysis of major elements of incomes is detailed below:

1. Revenue from Operations:

a. Sale of Coal

Raw coal sales volume of BCCL went down by 0.71 million tonne as compared to last year. The Company supplied 32.38 million tonne under FSA coal and 1.25 million tonne under E-auction route and earned revenue of ₹10,068.69 crore from FSA sale and ₹553.83 crore from those who bought coal under E-auction. The sale of Washed Coal was 1.52 million tonne and other By-products was 2.97 million tonne during the year. The total revenue from sale of Washed Coal and other By-products of ₹2460.74 crore was earned during the current year.

b. Other Operating Revenue:

Loading and additional transportation charges



Major element of other operating revenue is on account of Surface Transportation Charges (STC) collected from customers. The company has a policy to levy and collect Surface Transportation costs for transportation of coal to dispatch points under various slabs of distance and corresponding rates. The loading and transportation charges recovered (net of all levies) during the year was ₹686.53 crore against ₹648.21 crore in the previous year.

Evacuation Facility Charges

Evacuation Facility Charges are levied at ₹60 per tonne on all dispatches except dispatch through rapid loading arrangement. During the year, total revenue on account of evacuation facility charges (net of all levies) was ₹228.66 crore against ₹235.30 crore in the previous year. The decrease was due to descend in volume of dispatch.

2. Other Income

During the year, other income changed from ₹406.67 crore in FY 2023-24 to ₹599.08 crore in FY 2024-25. The amount includes interest earned on tax refunds, surplus fund; penalty recovered from contractors/customers and write back of provisions/liabilities which are no longer required.

B. Expenses

X. THE MAJOR ELEMENTS OF EXPENSES ARE DISCUSSED BELOW:

a. Employee Benefits Expense

Employee benefit expenses constitute the largest component in the total cost, and are about 52.07% of the total cost. The employee benefit cost during the year was ₹6713.73 crore as against ₹7150.69 crore in previous year.

b. Contractual Expenses

Contractual expenses primarily consist of transportation charges for coal, sand and other materials, wagon loading operations, hiring charges for Heavy Earth Moving Machinery engaged for coal extraction and overburden removal activities and other miscellaneous works such as for haul road maintenance at mines and temporary lighting etc.

Contractual expenses increased by ₹1142.87 crore, from ₹3168.64 crore in FY 2023-24 to ₹4311.51 crore in FY 2024-25, i.e. 36.07%. The spike in contractual expenses was largely due to factors such as increase in Outsourced production, Diesel escalation, Wage escalation, and enhancement in Washing Charges at Washeries as compared to the previous year.

c. Finance Costs

Borrowings

(₹ in Crores)

Particulars	For the year Ended	
	31 st March 2025	31 st March 2024
Interest Expenses		
Unwinding of discount	71.89	60.46
Fund parked within Group	-	-
Fair Value Change (Net)	-	-
Other Borrowings	0.60	1.37
Total	72.49	61.83



d. Stripping Activity Adjustment

As per the Material Accounting Policies (Refer 2.19) on Stripping Activity, Stripping Activity Adjustment is to be calculated for mines with rated capacity of one million tonnes and above per annum. Cost of Stripping during the production phase can give rise to two benefits, the extraction of coal in the current period and improved access to coal which will be extracted in future periods. Presently, such adjustment is being done in the following mines:

Name of the Mine	As at 31 st March, 2025		For the year ended 31 st March, 2025	
	Standard Stripping Ratio	Current Stripping Ratio	Coal (LT)	OBR (L.CuM)
Amalgamated Muraidih Phularitand Colliery (AMPC), Barora	2.01	0.97	56.63	54.98
Amalgamated Block-II OCP, Block-II	2.80	1.48	52.00	76.84
Mudidih, Sijua	4.17	2.60	9.05	23.53
Sendra bansjora, Sijua	5.41	4.10	17.89	73.29
Tetulmari, Sijua	2.99	14.37	0.15	2.14
ADIC, Kusunda	4.05	6.87	8.54	58.70
East Basurriya, Kusunda	4.07	6.23	3.48	21.70
Ena, Kusunda	3.06	1.79	29.30	52.55
Amal. Bera Dob Kuya & Ghanoodih, Bastacolla	8.36	1.29	19.10	24.61
Rajapur OCP, Bastacolla	9.21	1.63	9.05	9.05
Bastacolla OCP, Bastacolla	5.59	6.11	21.00	128.24
Kujama, Lodna	5.12	12.22	7.66	93.61
Amalgamated Joyrampur, Lodna	16.72	28.99	8.08	234.08
Bhowra North & South, EJ Area	7.23	32.94	5.46	179.82
East of Damagoria (Kalyaneshwari), C V Area	3.80	8.67	1.30	11.26

e. Other Expenses

During the year other expenses increased by ₹99.85 crores i.e. 6.18% from ₹1614.44 crore in FY 2023-24 to ₹1714.29 crore in FY 2024-25, mainly due to increase in expenses on Rates & Taxes, Demurrage, Hiring Charges and Security charges in the current year.



C. CASH FLOWS (Summarized)

₹ Crores

Particulars	For the year ended 31 st March	
	2025	2024
Opening Cash & Cash equivalents	326.31	586.62
Net cash flow from operating activities	1753.31	1299.14
Net cash flow from investing activities	(1736.19)	(1485.61)
Net cash flow from financing activities	(132.46)	(73.84)
Closing Cash & Cash equivalents	210.97	326.31
Change (net increase/ decrease) in Cash & Cash equivalents	(115.34)	(260.31)

D. D.Net Worth

The net-worth of the Company as at 31.03.2025 stood at (+) ₹ 6551.23 crore.

XI. MATERIAL DEVELOPMENTS IN HUMAN RESOURCES, INDUSTRIAL RELATIONS FRONT, INCLUDING NUMBER OF PEOPLE EMPLOYED

This has been covered in the main report.

XII. ENVIRONMENTAL PROTECTION AND CONSERVATION, TECHNOLOGICAL CONSERVATION, RENEWABLE ENERGY DEVELOPMENTS, FOREIGN EXCHANGE CONSERVATION.

This has been covered in the main report.

XIII. CORPORATE SOCIAL RESPONSIBILITY

A separate annexure has been there towards the CSR.



ANNEXURE - V

BHARAT COKING COAL LIMITED

(A Subsidiary of Coal India Limited)

Dhanbad - 826005 (JHARKHAND).

CIN No. U10101972GOI000918

CEO AND CFO CERTIFICATION



To

The Board of Directors

BCCL, Dhanbad.

The Financial Statements of BCCL for the year ended 31st March, 2025 are placed herewith before the Board of Directors for their consideration and approval.

Based on the certifications by General Managers and Area Finance Managers of respective Areas/Units regarding their Reviewed Financial Statements for the year ended 31st March, 2025, I, Samiran Dutta, Chairman-cum-Managing Director & CEO and Rakesh Kumar Sahay, Director (Finance) & CFO, BCCL, responsible for the finance function, certify that:

- a. We have reviewed the Financial Statements of the Company for the year ended 31st March, 2025 and that to the best of our knowledge and belief:
 - i. These statements do not contain any materially untrue statement or omit any material fact or contain statements that might be misleading;
 - ii. These statements together present a true and fair view of the company's affairs and are in compliance with existing accounting standards, applicable laws and regulations.

- b. To the best of our knowledge and belief, no transactions entered into by the company during the year ended 31st March, 2025 are fraudulent, illegal or violative of the company's code of conduct.
- c. We accept responsibility for establishing and maintaining internal controls for financial reporting and we have evaluated the effectiveness of internal control systems of the company pertaining to financial reporting and we have disclosed to the auditors and the Audit Committee, deficiencies in the design or operation of such internal controls, if any, of which they are aware and the steps they have taken or propose to take to rectify these deficiencies.
- d. We have indicated to the auditors and the Audit Committee that:
 - i. There has not been any significant change in internal control over financial reporting during the period under reference;
 - ii. There has not been any significant change in accounting policies during the period;
 - iii. We have not become aware of any instance of significant fraud with involvement therein of the management or an employee having a significant role in the company's internal control system over financial reporting.

Director (Finance) & CFO

Chairman-cum-Managing Director & CEO

Place: Dhanbad

Date: 23.04.2025



ANNEXURE - VI

INDEPENDENT AUDITOR'S REPORT FOR THE YEAR ENDED MARCH 31, 2025 TO THE MEMBERS OF BHARAT COKING COAL LIMITED

INDEPENDENT AUDITOR'S REPORT	MANAGEMENT'S COMMENT
<p>To The Members of Bharat Coking Coal Limited</p> <p>Report on the Standalone Financial Statements</p> <p>Opinion</p> <p>We have audited the accompanying Standalone Financial Statements of BHARAT COKING COAL LIMITED ("the Company") (hereinafter BCCL), which comprise the Balance Sheet as at 31st March 2025, the Statement of Profit and loss (including Other Comprehensive Income), the Statement of Changes in Equity and Statement of Cash Flows for the year then ended on that date and a summary of the significant Accounting Policies and other explanatory information (hereinafter referred to as "standalone financial statements") in which are included the returns for the year ended on that date audited by the area /units auditors of the Company's 15 (fifteen) area/units comprising (1)Barora Area; (2) Block-II Area; (3) Govindpur Area; (4) Katras Area; (5) Sijua Area; (6) Kusunda Area (including Bhuli Township Area); (7) P B Area; (8) Bastacolla Area (including Mines Rescue Station); (9) Lodna Area (including Lodna Washery); (10) Eastern Jharia Area; (11) C V Area; (12) Dahibari Washery; (13) Western Jharia Area; (14) Washery Division; (15) Madhuban Coal Washery.</p> <p>In our opinion and to the best of our information and according to the explanations given to us. the aforesaid financial statements give the information required by the Companies Act, 2013 (" the Act") in the manner so required and give a true and fair view in conformity with the Indian Accounting Standards prescribed under section 133 of the Act read with the Companies (Indian Accounting Standards) Rules, 2015, as amended, ("Ind AS") and other accounting principles generally accepted in India, of the state of affairs of the Company as at 31st March, 2025, the Profit and total comprehensive income, changes in equity and its cash flows for the year ended on that date.</p> <p>Basis for Opinion</p> <p>We conducted our audit of the standalone financial statements in accordance with the Standards on Auditing (SAs) specified under section 143(10) of the Companies Act, 2013. Our responsibilities under those Standards are further described in the Auditor's Responsibilities for the Audit of the Financial Statements section of our report. We are independent of the Company in accordance with the Code of Ethics issued by the Institute of Chartered Accountants of India together with the ethical requirements that are relevant to our audit of the Financial Statements under the provisions of the Companies Act, 2013 and the Rules made thereunder, and we have fulfilled our other ethical responsibilities in accordance with these requirements and the ICAI's Code of Ethics. We believe that the audit evidence we have obtained is sufficient and appropriate to provide a basis for our audit opinion on the financial statements</p>	



INDEPENDENT AUDITOR'S REPORT		MANAGEMENT'S COMMENT
<p>Emphasis of Matter</p> <p>We draw attention to the following matters in the Financial Statements:</p> <p>(a) Balances under trade receivables, trade payables, loans & advances and other current assets/liabilities as on the Balance Sheet date, have not been confirmed as yet and reconciliation with respective ledger balances are pending, the consequential impact thereof, if any in the financial statements, are not ascertainable (Refer Note No. 4.3, 8.3, 4.2).</p> <p>(b) The accumulated amount of input tax credit of Rs.1750.78 Cr, represents the GST paid on input materials/services that can be utilized against the GST on output. GST liability on coal sales is 5% whereas the inputs are being taxed at 18% and GST Input tax credit getting accumulated at 13%. This accumulation has occurred due to inverted tax structure. Utilization of accumulated ITC which has been availed in compliance with various GST provisions can be utilized in the future without any time limit. The amount is not refundable in terms of notifications issued in this respect and is therefore available only for utilization against output tax in future. Consequential impact and adjustments thereof and pending determination of amount as such cannot be commented upon by us (Refer Note No. 6.2).</p> <p>Our opinion is not modified in respect of these matters.</p>		<p>a) Reconciliation of Trade Receivables takes place continuously. Efforts have been taken to expedite the pending reconciliation. Moreover, confirmation in respect of some of the trade payables were obtained and efforts will be made to collect the same against all the trade payables.</p> <p>b) It is a fact that GST Input tax credit is getting accumulated. However, there are various factors, both internal and external, such as price revision, change in GST rate on coal etc. on which utilization of GST ITC will vary in future and cannot be ruled out at present.</p>
<p>Key Audit Matters</p> <p>Key audit matters are those matters that, in our professional judgment, were of most significance in our audit of the Financial Statements as on 31st March, 2025. These matters were addressed in the context of our audit of the Financial Statements as a whole, and in forming our opinion thereon, and we do not provide a separate opinion on these matters. We have determined the matters described below to be the key audit matters to be communicated in our report.</p>		
Srl No.	Key Audit Matter	Auditor's Response
1.	<p><u>Stripping Activity Cost:</u></p> <p>In case of opencast mining, the mine waste materials ("Over Burden") which consists of soil and rock on the top of coal seam is required to be removed to get access to the coal and its extraction. The waste removal activities is known as 'Stripping'. In opencast mines, the Company has to incur such expenses over the life of the mine (as technically estimated). Stripping is necessary to obtain access to coal and occurs throughout the life of an opencast mine.</p> <p>Stripping costs during development and production phases are classified as other mining infrastructure in property, plant, and equipment. Stripping costs are accounted for separately for individual mines.</p>	<p><u>Our Audit Procedures:</u></p> <p>We performed the following substantive procedures:</p> <ul style="list-style-type: none"> Obtained working data of Stripping Adjustment and test checked that the total expenses incurred during the year is allocated between coal production and overburden. Ensured about accuracy and completeness of expenses considered in calculation of cost of overburden. Performed analytical procedures and test of details for reasonableness of expenses considered stripping activity adjustment calculation.



INDEPENDENT AUDITOR'S REPORT			MANAGEMENT'S COMMENT
Srl No.	Key Audit Matter	Auditor's Response	
	<p><i>Stripping costs during the Development phase.</i></p> <p>These are initial overburden removal costs incurred to obtain access to coal to be extracted. These costs are capitalised when it is probable that future economic benefits will flow to the Company and costs can be measured reliably. Once the production phase begins, capitalised development stripping costs are amortised over the mine life.</p> <p><i>Stripping costs during the production phase:</i></p> <p>Stripping costs during the production phase can give rise to two benefits, the extraction of coal in the current period and improved access to coal which will be extracted in future periods. Stripping costs during the production phase are allocated between the inventory produced and the stripping activity asset using a standard strip ratio (overburden-to-coal).</p> <p>The standard strip ratio is the total volume of Overburden expected to be removed over the life of the mine against the total coal to be extracted over the life of the mine. When the actual volume of overburden removed is greater than the expected volume of overburden removal, the stripping cost for excess overburden removed over the expected overburden removal is capitalised to the stripping activity asset. The stripping activity asset is amortised over the life of the mine. Changes in geo-mining conditions may have an impact on the standard strip ratio. The Company recognises Stripping activity asset for stripping costs during the production phase in the mines with a rated capacity of one million Tonnes per annum and above.</p>	<ul style="list-style-type: none"> • Checked the stripping ratio to be charged under amortisation for mine development expenditure for balance period of mines. • Checked that the accounting policy applied and management's judgments used for Stripping Activity Adjustment are appropriate. • Reliance has been placed on the judgements, technical estimations of internal / external technical and other experts for the purpose of technical/ commercial evaluation of the stripping ratios, proved/ probable reserves in mines, current and expected volume of production, life of the mines etc. and submissions made to the authorities in this respect. • Reviewed the requirements of Appendix B- Stripping Costs in the Production Phase of a surface mine of Ind AS- 16 "Property, Plant and Equipment" and assessed the compliances and appropriateness of the policy being followed, disclosures etc. made in the financial statements in this respect and those as required in terms of Ind AS. <p>Based on the procedures performed, we have satisfied ourselves regarding stripping activity accounting</p>	



INDEPENDENT AUDITOR'S REPORT			MANAGEMENT'S COMMENT
Srl No.	Key Audit Matter	Auditor's Response	
	<p><u>Ratio Variance</u></p> <p>The recognition of the Ratio Variance Reserve has consistently adhered to a policy instituted by CIL. This accounting method has been substantiated and validated by a multitude of authoritative bodies and forums, including income tax authorities.</p> <p>The carrying amount of the ratio variance reserve shall be reversed systematically whenever the situation of reversal of provision/asset arises. Such reversal should be specific to mines for which the same provision/asset has been recognized.</p> <p>In the case of a mine, where the ratio variance reserve has a credit balance, an excess Volume of overburden extracted over the volume of overburden expected multiplied by the opening average rate of stripping activity shall be recognised as stripping activity adjustment in the statement of profit and loss with corresponding debit to the ratio variance reserve.</p> <p>In the case of a mine, where the ratio variance reserve has a Debit balance, an excess of Volume of overburden expected over the volume of overburden extracted multiplied by the opening average rate of stripping activity shall be recognised as stripping activity adjustment in the statement of profit and loss with a corresponding credit to the ratio variance reserve.</p> <p>Where the Volume of overburden expected is the Volume of Coal extracted multiplied by the Standard Strip ratio where the Standard Strip ratio is the Total Overburden to be extracted during the mine life divided by the Total Coal to be extracted during the mine life.</p> <p>(Refer Note No. 9.1.2 to the Standalone Financial Statements.)</p>		



INDEPENDENT AUDITOR'S REPORT			MANAGEMENT'S COMMENT
Srl No.	Key Audit Matter	Auditor's Response	
2.	<p>Ind AS 115 “Revenue from Contracts with Customers”:</p> <p>Revenue recognition and adjustments for coal quality variance involve critical estimates.</p> <p>The revenue recognized by the company in a particular contract is dependent on the sale agreement / allotment in e-auction for the respective customer.</p> <p>Revenue from sale of coal is recognized at declared grade of coal. Subsequent adjustments are made to the transaction price due to grade mismatch/slippage of the transferred coal. The variation in the contract price if not settled mutually between the parties to the contract is referred to third party testing and the Company estimates the adjustments required for revenue recognition pending settlement of such dispute. Such adjustments in revenue are made on estimated basis following historical trend.</p> <p>The revenue recognition being a significant matter involving material adjustment for Grade Slippage requiring judgements and estimates for past trend, etc., has been considered to be a key audit matter.</p> <p>(Refer Additional Note 16 (6)(n)-Other Matters to the Standalone Financial Statements.)</p>	<p>Our Audit Procedures:</p> <p>Our Audit procedures based on which we arrived at the conclusion regarding reasonableness of Revenue recognition includes the following:</p> <ul style="list-style-type: none"> • Assessment of the application of the provisions of Ind AS 115 in respect of the Company’s revenue recognition and appropriateness of the estimated adjustments in the process. • Obtained and evaluated trend of past results prepared based on the outcome of test from mutually agreed quality testing laboratory or Referee quality testing laboratory. • Obtained and evaluated calculation and working of grade slippage provision. • Evaluated the controls in place for estimation, recognition and disclosure in the standalone financial statements. • Checking of selected transactions on sample basis and tested for identification of contracts involving disputes relating to grade mismatch/slippage with respect to the terms of the contract, evaluation of the satisfaction of performance obligation checking the adjustment to the revenue due to variation in transaction price. • Reviewed the agreement with the customers and invoices raised considering the terms and conditions thereof. • We have performed tests to establish the basis of estimation of the consideration and whether such estimates are commensurate with the accounting policy of the Company. • Reviewed the Adequacy of the disclosure as per Ind AS 115. 	



INDEPENDENT AUDITOR'S REPORT			MANAGEMENT'S COMMENT
Srl No.	Key Audit Matter	Auditor's Response	
		<ul style="list-style-type: none"> Quality parameters and assessment require technical knowledge and therefore reliance have been placed on technical findings and reports in this respect. Evaluated the design, the processes and internal controls relating to revenue accounting standard. Evaluated the detailed analysis performed by management on revenue streams by selecting samples for the existing contracts with customers and considered revenue recognition policy in the current year in respect of those revenue streams. Evaluated the appropriateness of the disclosures provided under the revenue standard and assessed the completeness and mathematical accuracy of the relevant disclosures. 	
3.	Evaluation of uncertain tax positions <p>The Company has material uncertain tax positions, including matters under dispute which involves significant judgment to determine the possible outcome of these disputes.</p> <p>(Refer Additional Note No. 16(1) to the Standalone Financial Statements.)</p>	Our audit procedures include the following: <ul style="list-style-type: none"> Evaluated the design and implementation of controls in respect of provision for current tax and the recognition and recoverability of deferred tax assets. Considered management's assessment of the validity and adequacy of provisions for uncertain tax positions, evaluating the basis of assessments and reviewing relevant correspondence and legal advice where available including any information regarding similar cases with the relevant tax authority. Assessed the appropriateness of management's assumptions and estimates including the likelihood of generating sufficient future taxable income to support deferred tax assets. 	



INDEPENDENT AUDITOR'S REPORT			MANAGEMENT'S COMMENT
Srl No.	Key Audit Matter	Auditor's Response	
		Based on the procedure performed above, we observed that the management estimates regarding current and deferred tax balances and provision for uncertain tax positions is sufficient.	
4.	<p>Valuation of defined benefits obligation for employees:</p> <p>Accounting for defined benefit plans is based on actuarial assumptions which require measuring the obligation, evaluating the plan assets and calculating the corresponding actuarial gain or loss, all future cash flows discounted to present value for arriving at the obligation.</p> <p>Significant estimates including the discount rates, the inflation rates and expected escalation of salary, awards and revisions made from time to time, and the mortality rate are made in valuing the company's defined benefits obligations. The company engages external actuarial specialists to assist in selecting appropriate assumptions and calculate the obligations.</p> <p>Valuation of the defined benefit obligations requires a high degree of estimation based on vital assumptions and as such adequate attention is required to be given in this respect during the audit.</p> <p>Refer Additional Note No. 16(5) to the Standalone Financial Statements.</p>	<p>Our Audit Procedures includes the following:</p> <ul style="list-style-type: none"> • Evaluated the key assumptions applied (discount rates, inflation rate, mortality rate) as per the Guidance Note applicable. • Assessed the competence, independence, and integrity of the Company's actuarial expert. • The controls over the review and approval of actuarial assumptions, the completeness and accuracy of data provided to external actuary, and the reconciliation to data used in expert's calculation were tested. • Discussed with the Management about the liability accrued due to defined benefit plan and to understand the business and assessed if there was any inconsistency in the assumptions. • Adequacy of the Company's disclosure as per Ind AS 19 in the notes is verified. • Placing reliance on the actuarial assumptions including discount rates, the inflation rates, escalation of salary and the mortality rate, etc. <p>Based on the audit procedures involved, we observed that the assumptions made by the management in relation to the valuation were supported by available evidences.</p>	
5.	<p>Evaluation of provisions and Contingent Liabilities:</p>	<p>Our Audit procedures based on which we arrived at the conclusion regarding reasonableness of disclosure of contingent liability and recognition of provisions includes the following:</p>	



INDEPENDENT AUDITOR'S REPORT			MANAGEMENT'S COMMENT
Srl No.	Key Audit Matter	Auditor's Response	
	<p>There are several litigations including direct and indirect taxes, various claims, etc. pending before various forums against the Company and the management's judgement is required for estimating the amount to be provided and/or disclosed as contingent liability.</p> <p>We identified this as a key audit matter because the estimates and assessment with respect to these involve a significant degree of management's judgement, interpretations, and may therefore require adequate attention to arrive at the required conclusion.</p> <p>(Refer Note 16.1 to the Standalone Financial Statements, read with the material Accounting Policy No. 2.21)</p>	<p>We have obtained an understanding of the Company's internal instructions and procedures in respect of estimation, assessment and disclosure of contingent liabilities.</p> <ul style="list-style-type: none"> Understood and tested the design and operating effectiveness of controls as established by the management for obtaining all relevant information for pending litigation cases. Discussed with the management regarding any material developments and status of matters pending as on 31.03.2025. Read various correspondences and related documents pertaining to litigations involved and relevant external legal opinions obtained by the management and performed substantive procedures on estimation supporting the disclosure of contingent liabilities. Examined management's judgements and assessments with respect to the provisions if any required for any such matter. Reviewed the management's assessments of those matters which have not been provided for or disclosed as contingent liability since the probability of material outflow has been considered to be remote. Reviewed the adequacy and completeness of disclosures. <p>Based on the above procedures performed, the estimation of provision and disclosures for contingent liabilities have been considered to be adequate and reasonable.</p>	



INDEPENDENT AUDITOR'S REPORT	MANAGEMENT'S COMMENT
<p>Information Other than the Financial Statements and Auditor's Report Thereon</p> <p>The Company's Board of Directors is responsible for the preparation of the other information. The other information comprises the information included in the Director's Report including Annexures to Director's Report, CSR Report, R&D and Report on Corporate Governance and Management Discussion and Analysis Report but does not include the financial statements and our auditor's report thereon. The Director's Report including Annexures to Director's Report, CSR Report, R&D and Report on Corporate Governance and Management Discussion and Analysis Report, is not made available to us till the date of this report and is expected to be made available to us after the date of this Audit Report.</p> <p>Our opinion on the financial statements does not cover the other information and we do not express any form of assurance conclusion thereon.</p> <p>In connection with our audit of the standalone financial statements, our responsibility is to read the other information identified above when it becomes available and, in doing so, consider whether the other information is materially inconsistent with the financial statements or our knowledge obtained during the course of our audit or otherwise appears to be materially misstated.</p> <p>When we are provided and we read the Director's Report including Annexures to Director's Report,</p> <p>CSR Report, R&D and Report on Corporate Governance and Management Discussion and Analysis Report, if we conclude that there is a material misstatement therein, we are required to communicate the matter to those charged with governance and describe actions applicable in the applicable laws and regulations.</p>	
<p>Management's Responsibility for the Financial Statements</p> <p>The Company's Board of Directors is responsible for the matters stated in section 134(5) of the Companies Act, 2013 ("the Act") with respect to the preparation of these financial statements that give a true and fair view of the financial position, financial performance, total comprehensive income, changes in equity and cash flows of the Company in accordance with the Ind AS and other accounting principles generally accepted in India, including the accounting Standards specified under section 133 of the Act. This responsibility also includes maintenance of adequate accounting records in accordance with the provisions of the Act for safeguarding of the assets of the Company and for preventing and detecting frauds and other irregularities; selection and application of appropriate accounting policies; making judgments and estimates that are reasonable and prudent; and design, implementation and maintenance of adequate internal financial controls, that were operating effectively for ensuring the accuracy and</p>	



INDEPENDENT AUDITOR'S REPORT	MANAGEMENT'S COMMENT
<p>completeness of the accounting records, relevant to the preparation and presentation of the financial statement that give a true and fair view and are free from material misstatement, whether due to fraud or error.</p> <p>In preparing the Financial Statements, management is responsible for assessing the Company's ability to continue as a going concern, disclosing, as applicable, matters related to going concern and using the going concern basis of accounting unless management either intends to liquidate the Company or to cease operations, or has no realistic alternative but to do so.</p> <p>The Board of Directors are also responsible for overseeing the company's financial reporting process.</p>	
<p>Auditor's Responsibility for the Audit of the Financial Statements</p> <p>Our objectives are to obtain reasonable assurance about whether the financial statements as a whole are free from material misstatement, whether due to fraud or error, and to issue an auditor's report that includes our opinion. Reasonable assurance is a high level of assurance, but is not a guarantee that an audit conducted in accordance with SAs will always detect a material misstatement when it exists. Misstatements can arise from fraud or error and are considered material if, individually or in the aggregate, they could reasonably be expected to influence the economic decisions of users taken on the basis of these financial statements.</p> <p>As part of an audit in accordance with SAs, we exercise professional judgment and maintain professional skepticism throughout the audit. We also:</p> <ul style="list-style-type: none"> • Identify and assess the risks of material misstatement of the financial statements, whether due to fraud or error, design and perform audit procedures responsive to those risks, and obtain audit evidence that is sufficient and appropriate to provide a basis for our opinion. The risk of not detecting a material misstatement resulting from fraud is higher than for one resulting from error, as fraud may involve collusion, forgery, intentional omissions, misrepresentations, or the override of internal control. • Obtain an understanding of internal financial controls relevant to the audit in order to design audit procedures that are appropriate in the circumstances. Under section 143(3) (i) of the Act, we are also responsible for expressing our opinion on whether the Company has adequate internal financial controls system in place and the operating effectiveness of such controls. • Evaluate the appropriateness of accounting policies used and the reasonableness of accounting estimates and related disclosures made by management. 	



INDEPENDENT AUDITOR'S REPORT	MANAGEMENT'S COMMENT
<ul style="list-style-type: none"> • Conclude on the appropriateness of management's use of the going concern basis of accounting and, based on the audit evidence obtained, whether a material uncertainty exists related to events or conditions that may cast significant doubt on the Company's ability to continue as a going concern. If we conclude that a material uncertainty exists, we are required to draw attention in our auditor's report to the related disclosures in the financial statements or, if such disclosures are inadequate, to modify our opinion. Our conclusions are based on the audit evidence obtained up to the date of our auditor's report. However, future events or conditions may cause the Company to cease to continue as a going concern. • Evaluate the overall presentation, structure and content of the financial statements, including the disclosures, and whether the financial statements represent the underlying transactions and events in a manner that achieves fair presentation. <p>Materiality is the magnitude of misstatements in the financial statements that, individually or in aggregate, makes it probable that the economic decisions of a reasonably knowledgeable user of the financial statements may be influenced. We consider quantitative materiality and qualitative factors in (i) planning the scope of our audit work and in evaluating the results of our work; and (ii) to evaluate the effect of any identified misstatements in the financial statements.</p> <p>We communicate with those charged with governance regarding, among other matters, the planned scope and timing of the audit and significant audit findings, including any significant deficiencies in internal control that we identify during our audit.</p> <p>We also provide those charged with governance with a statement that we have complied with relevant ethical requirements regarding independence, and to communicate with them all relationships and other matters that may reasonably be thought to bear on our independence, and where applicable, related safeguards.</p> <p>From the matters communicated with those charged with governance, we determine those matters that were of most significance in the audit of the financial statements of the current period and are therefore the key audit matters. We describe these matters in our auditor's report unless law or regulation precludes public disclosure about the matter or when, in extremely rare circumstances, we determine that a matter should not be communicated in our report because the adverse consequences of doing so would reasonably be expected to outweigh the public interest benefits of such communication.</p>	
<p>Other Matters</p> <p>We did not audit the standalone financial statements/information of 15 areas/ units included in the financial statements of the Company whose financial statements / financial information reflect total assets of ₹12,331.41 crores as at 31st March 2025 and total income of ₹ 17,828.36 crores for the year ended on that date, as considered in the financial</p>	



INDEPENDENT AUDITOR'S REPORT	MANAGEMENT'S COMMENT
<p>statements. The financial statements/ information of these area / unit has been audited by the area / unit auditors whose reports have been furnished to us, and our opinion in so far as it relates to the amounts and disclosures included in respect of these area / units, is based solely on the report of such area / unit auditors.</p> <p>Our opinion is not modified in respect of this matter.</p>	
<p>Report on Other Legal and Regulatory Requirements</p> <ol style="list-style-type: none"> 1. As required under section 143(5) of the Companies Act, 2013, we give in the Annexure - I, a statement on the Directions and the Additional directions issued by the Comptroller and Auditor General of India after complying with the suggested methodology of Audit, the action taken thereon and its impact on the accounts and Standalone financial statements of the Company This statement has been prepared incorporating the comments of the Area/ Unit Auditors of the Company mentioned in their Auditors' Reports 2. As required by the Companies (Auditor's Report) Order, 2020 ("the Order"), as amended, issued by the Central Government of India in terms of subsection (11) of section 143 of the Companies Act, 2013, we give in the Annexure - II a statement on the matters specified in paragraphs 3 and 4 of the Order to the extent applicable for the year under audit. 3. As required by Section 143 (3) of the Act, based on our audit we report that: <ol style="list-style-type: none"> (a) We have sought and obtained all the information and explanations which to the best of our knowledge and belief were necessary for the purposes of our audit. (b) In our opinion, proper books of account as required by law have been kept by the Company so far as it appears from our examination of those books and proper returns adequate for the purposes of our audit have been received from the area / units not visited by us. (c) The reports on the accounts of the area / units of the Company audited under Section 143 (8) of the Act by area / unit auditors have been sent to us and have been properly dealt with by us in preparing this report. (d) The Balance Sheet, the Statement of Profit and Loss including Other Comprehensive Income, Statement of Changes in Equity and the Statement of Cash Flow dealt with by this Report are in agreement with the relevant books of account and with the returns received from the area / units not visited by us. (e) In our opinion, the aforesaid financial statements comply with the Indian Accounting Standards specified under Section 133 of the Act, read with Rule 7 of the Companies (Accounts) Rules, 2014. 	



INDEPENDENT AUDITOR'S REPORT	MANAGEMENT'S COMMENT
<p>(f) In pursuance to the Notification No. G.S.R. 463(E) dated 05-06-2015 issued by the Ministry of Corporate Affairs, Section 164(2) of the Act pertaining to disqualification of Directors, is not applicable to the Government Company.</p> <p>(g) With respect to the adequacy of the internal financial controls over financial reporting of the Company and the operating effectiveness of such controls, refer to our separate Report in “Annexure III”. Our report expresses an unmodified opinion on the adequacy and operating effectiveness of the Company’s internal financial controls over financial reporting.</p> <p>(h) With respect to the other matters to be included in the Auditor’s Report in accordance with Rule 11 of the Companies (Audit and Auditors) Rules, 2014, as amended, in our opinion and to the best of our information and according to the explanations given to us:</p> <p>(i) The Company has disclosed the impact of pending litigations on its financial position in its standalone financial statements – Refer Note 16 (1) (a) to the standalone financial statements.</p> <p>(ii) The Company did not have any long-term contracts including derivative contracts for which there were any material foreseeable losses.</p> <p>(iii) There were no amounts which were required to be transferred to the Investor Education and Protection Fund by the Company.</p> <p>(i) The management has represented that, to the best of its knowledge and belief, other than as disclosed in the notes to the accounts, no funds have been advanced or loaned or invested (either from borrowed funds or share premium or any other sources or kind of funds) by the Company to or in any other person(s) or entity(ies), including foreign entities (“Intermediaries”), with the understanding, whether recorded in writing or otherwise, that the Intermediary shall, whether, directly or indirectly lend or invest in other persons or entities identified in any manner whatsoever by or on behalf of the Company (“Ultimate Beneficiaries”) or provide any guarantee, security or the like on behalf of the ultimate beneficiaries.</p> <p>(j) The management has represented, that, to the best of its knowledge and belief, other than as disclosed in the notes to the accounts, no funds have been received by the company from any person(s) or entity(ies), including foreign entities (“Funding Parties”), with the understanding, whether recorded in writing or otherwise, that the Company shall, whether, directly or indirectly, lend or invest in other persons or entities identified in any manner whatsoever by or on behalf of the Funding Party (“Ultimate Beneficiaries”) or provide any guarantee, security or the like on behalf of the Ultimate Beneficiaries; and</p> <p>(k) Based on such audit procedures we have considered reasonable and appropriate in the circumstances; nothing has come to our notice that has caused us to believe that the representations under sub-clause (a) and (b) contain any material misstatement.</p>	



INDEPENDENT AUDITOR'S REPORT	MANAGEMENT'S COMMENT
<p>(l) During the year the Company's Shareholders in the Annual General meeting held on 1st August 2024 has approved the payment of 5% of the total outstanding 5% Non-Convertible Cumulative Redeemable Preference Shares Dividend of ₹888.65 crores and accordingly on 5th August 2024 dividend paid of ₹44.4325 crores.</p> <p>(m) Audit Trial (edit log) features live throughout the year, capturing all transactions and changes in real time, with tampered-evident logging and secured storage to ensure data integrity and compliance.</p>	

For Nag & Associates
Chartered Accountants
Firm Regn. No: 312063E

(Madan Mohan Prasad)
Partner
Membership No. 074568
UDIN: 25074568BMULRY7262

Date: 23.04.2025
Place: Dhanbad

For Bharat Coking Coal Ltd

Rakesh Kumar Sahay
Director (Finance) & CFO
DIN 10122335

Date: 23.04.2025
Place: Dhanbad



**Annexure-I to the Independent Auditors' Report of Bharat Coking Coal Limited,
Dhanbad on Standalone Financial Statements for the year ended 31st March, 2025.**

[Referred to in Paragraph 1 of "Report on Other Legal and Regulatory requirements" of our Audit Report on
the Statement of Directions & Additional Directions under Section 143(5) of Companies Act, 2013 Issued by
Comptroller & Auditor General of India for the year 2024-2025 as reported in the Auditor's Report of the Company.]

Directions under section 143 (5) of the Companies Act 2013

Particulars	Auditor's Observation	Action taken and Impact on Financial Statements
1) Whether the company has system in place to process all the accounting transactions through IT system? If yes, the implications of processing of accounting transaction outside IT system on the integrity of the accounts along with the financial implications, if any, may be stated.	The Company has migrated to SAP, an ERP application software, from its legacy system Coal-Net to process all its accounting transactions with effect from 1st August 2021. The financial transactions are recorded through SAP, except calculation of Performance Income, Compensation Income, Interest Income on delayed payment, Valuation of Closing Stock of Coal and OBR, Coal Quality variance, Under Ground Allowance for Executives. Further, various ageing analysis which are required to be disclosed in the financial statements have also been prepared manually by the Management.	The Company has been migrated to SAP with effect from 1st August, 2021 in phases. Due care is taken to account for all transactions in SAP, and therefore there is no financial impact as ascertainable.
2) Whether there is any restructuring of an existing loan or cases of waiver/ write-off of debts/ loans/ interest etc. made by a lender to the company due to the company's inability to repay the loan? If yes, the financial impact may be stated. Whether such cases are properly accounted for? (In case, lender is a Government company, then this direction is also applicable for statutory auditor of lender company)	As per information and explanations given by the Management, there are no such cases of restructuring of an existing loan or cases of waiver / write-off of debts / Loans / interest etc. have been observed during the Financial Year 2024-25.	There is no financial impact other than disclosed in the Financial Statements.
3) Whether funds (grants/ subsidy etc.) received/ receivable for specific schemes from Central/ State Government or agencies were properly accounted for/ utilized as per its terms and conditions? List the cases of deviation.	During the year 2024-25 the company has not received funds for specific schemes from Central/State Government or agencies.	There is no financial impact other than disclosed in the Financial Statements.

For Nag & Associates
Chartered Accountants
Firm Regn. No: 312063E

(Madan Mohan Prasad)
Partner
Membership No. 074568
UDIN: 25074568BMULRY7262

Date: 23.04.2025
Place: Dhanbad

For Bharat Coking Coal Ltd

Rakesh Kumar Sahay
Director (Finance) & CFO
DIN 10122335

Date: 23.04.2025
Place: Dhanbad



Additional Directions under section 143 (5) of the Companies Act 2013

Particulars	Auditor's Observation	Action taken and Impact on Financial Statements
1) Whether coal stock measurement was done based on Yellow Book? Whether physical stock measurement reports accompanied by contour map in all cases? Whether approval of the competent authority was obtained for new heap, if any, created during the year.	<p>As per explanation and information given to us, the coal stock measurements of the heaps are being done as per the Yellow Book. Coal Stock dumps are being created by the collieries at prefix locations for which contour plans are prepared and approved by competent authority in advance, i.e. prior to starting dumping of coal. However, in some of the cases, small stocks whose geometrical shape are cumbersome and not fit for measurement using contour plan / level section, are being measured by conventional method, even if such stocks are having contour plans. The stock measurement reports are accompanied by contour plans.</p> <p>For the washeries the stocks of slurry, rejects and middling were building up since inception of the washery, i.e. prior to take over by BCCL. The heaps, particularly of reject, slurry, middling etc. are huge in shape and size. All these heaps are not having contour plans, as such being measured by conventional method.</p> <p>As per explanation and information given to us, new heaps created during the year are having approval of competent authority.</p>	There is no impact on the Financial Statements.
2) Whether the company conducted physical verification exercise of assets and properties at the time of merger/ split/restructure of an area. If so, whether the concerned subsidiary followed the requisite procedure.	As per explanations and information given to us, there is no case of merger / split / restructure of any Area of BCCL during the Financial Year 2024-25.	There is no impact on the Financial Statements.
3) Whether separate Escrow Accounts for each mine has been maintained in CIL and its subsidiary companies. Also examine the utilization of the fund of the account.	<p>Yes, separate Mine-wise Escrow account against each Mine Closure Plan is maintained with Bank of Baroda and Union Bank of India according to guidelines issued by Ministry of Coal.</p> <p>The revised guidelines for preparation of mining plan and mine closure plan for coal and lignite blocks 2025 were issued on 31 January 2025 whereby all escrow agreements are to be revised within one year after coming into force of these guidelines i.e. 31st January 2026.</p> <p>No amount has been withdrawn from the Escrow account during the financial year 2024-25. However, ₹ 2.2142 crore has been released from escrow account as per order of Coal Controller Organization (CCO).</p>	There is no impact on the Financial Statements.
4) Whether the impact of penalty for illegal mining as imposed by the Hon'ble Supreme Court/ National Green Tribunal/ State Pollution Control Board has been duly considered and accounted for?	<p>There is no demand existing on account of illegal mining as imposed by the Hon'ble Supreme Court/ National Green Tribunal/ State Pollution control Board as on 31.03.2025.</p> <p>However, demand notices amounting to ₹ 17,344.46 crore have been issued in respect of 47 Projects/Mines/ Collieries of the company by State Government (District Mining Officer) in pursuance of the judgement dated 02.08.2017 of Hon'ble Supreme Court of India vide W.P. (C) No. 114 of 2014 in Common Cause vs. Union of India & Others and order dated 03.11.2022 issued by JS&RA under section 30 of MMDR Act, 1957 set aside the total demand notice amounting to ₹17,344.46 crores in respect of 47 projects/mines/collieries of the Company.</p>	There is no impact on the Financial Statements.



	Based on the judgment received from the Revisional Authority, MoC and legal opinion, the above demand has been in totality set aside. The same is suitably disclosed in the Additional Notes to Accounts vide no. 16.1 (I) (i)	
5) Whether any independent Assessment/ Certification in respect of migration process of data from CoalNet portal to SAP has been done.	Independent assessment/certification in respect of migration process of data from Coal-Net portal to SAP has been obtained by BCCL on 11.03.2025. However, as per reconciliation status, the percentage of reconciliation of data for HCM Module is for Employee Master Executive-98.32% (Mismatch 31) and for Employee Master-Non Executive-97.39% (Mismatch 1232) highlighted in Data Migration Report.	There is no impact on the Financial Statements.

For Nag & Associates
Chartered Accountants
Firm Regn. No: 312063E

(Madan Mohan Prasad)
Partner
Membership No. 074568
UDIN: 25074568BMULRY7262

Date: 23.04.2025
Place: Dhanbad

For Bharat Coking Coal Ltd

Rakesh Kumar Sahay
Director (Finance) & CFO
DIN 10122335

Date: 23.04.2025
Place: Dhanbad



Annexure –II to the Independent Auditors’ Report to the members of Bharat Coking Coal Limited, Dhanbad on the Standalone Financial Statements for the year ended 31st March, 2025.

[Referred to in paragraph 1 of “Report on Other Legal and Regulatory Requirements” of our Independent Audit Report]

Auditor's Report						Management's Comment
<p>(i) (a) (A) The Company is maintaining proper records showing full particulars, including quantitative details and situation of Property, Plant and Equipment.</p> <p>(B) The Company is maintaining proper records showing full particulars of intangible assets.</p> <p>(b) The Property, Plant and Equipment of the Company have been physically verified by the management at reasonable intervals and no material discrepancies were noticed on such verification.</p> <p>(c) According to the information and explanations given to us and on the basis of our examination of the records of the Company, the title deeds of all the immovable properties (other than properties where the company is the lessee and the lease agreements are duly executed in favour of the lessee) disclosed in the financial statements are held in the name of the Company except in the following cases: -</p>						
Description of property	Gross carrying value (₹ crore)	Held in name of	Whether promoter, director or their relative or employee	Period held – indicate range, where appropriate	Reason for not being held in name of company	
Freehold Land	181.47	Only in case of directly purchased by the Company (1079.75 Ha)	Not Applicable	Different Dates	<p>Out of the total land of 16390.45 Ha held in the possession of BCCL, diverted forest land is 334.39 Ha and freehold land is 16056.06 Ha which includes 9945.88 Ha of land is under the category of vested land through Coking Coal Mines/Coal Mines Nationalization Act, 1972 and 1973; 1090.17Ha of land is related to Coal Mines Labour Welfare Organization including Central Hospital and four other Hospitals, Mines Rescue Stations of Government of India, four Washeries of SAIL, erstwhile Coal Board and Central Jharia Projects which have been transferred to the Company by the Government of India; and 5020.01 Ha of land is acquired under Land Acquisition Act, CBA(A&D) Act, Merger of NCDC, Government transferred land (out of which 1089.12 Ha land has been directly purchased and title deeds in these cases are held in the name of the Company).</p> <p>Out of total land 16390.45 Ha held in the name of the Company, mutation is not required for 1381.86 Ha. as they are Government land transferred, forest diverted land and land acquired under CBA(A&D) Act, 1957. Out of remaining 15008.59 Ha. of land , 9941.32 Ha has been mutated in the name of BCCL, and for the remaining land 5067.27 Ha ,</p>	



Auditor's Report						Management's Comment															
					mutation in compliance with letter dated 07.04.2022 of Ministry of Coal is still pending for mutation.																
Other Land	59.80	Not Applicable	Not Applicable	Different dates	Includes 24.22 Ha of land leased from Railways.																
(d) The Company has not revalued its Property, Plant and Equipment (including Right of Use assets) or intangible assets or both during the year ended 31st March, 2025.																					
(e) No proceedings have been initiated or are pending against the Company for holding any benami property under the Benami Transactions (Prohibition) Act, 1988 (45 of 1988) and rules made thereunder.																					
(ii)(a) The company has physically verified inventory at reasonable intervals. No such discrepancies of 10% or more in the aggregate for each class of inventory were noticed.																					
(b) Unsecured working capital limits have been sanctioned during the year in excess of five crore rupees, in aggregate, from banks or financial institutions. The detail of such sanctions is provided in the below table:																					
<table><tr><th>Bank Name</th><th>Sanctioned limit (Working capital demand loan/ Working capital loan / Short term loan)</th><th>Outstanding as on 31.03.2025*</th></tr><tr><td>HDFC Bank Ltd.</td><td>₹ 350.00 Crore</td><td>Nil</td></tr><tr><td>AXIS Bank Ltd.</td><td>₹ 200.00 Crore</td><td>Nil</td></tr><tr><td>ICICI Bank Ltd.</td><td>₹ 50.00 Crore</td><td>Nil</td></tr></table>							Bank Name	Sanctioned limit (Working capital demand loan/ Working capital loan / Short term loan)	Outstanding as on 31.03.2025*	HDFC Bank Ltd.	₹ 350.00 Crore	Nil	AXIS Bank Ltd.	₹ 200.00 Crore	Nil	ICICI Bank Ltd.	₹ 50.00 Crore	Nil			
Bank Name	Sanctioned limit (Working capital demand loan/ Working capital loan / Short term loan)	Outstanding as on 31.03.2025*																			
HDFC Bank Ltd.	₹ 350.00 Crore	Nil																			
AXIS Bank Ltd.	₹ 200.00 Crore	Nil																			
ICICI Bank Ltd.	₹ 50.00 Crore	Nil																			
* No amount of limit has been availed by the Company during the year.																					
Besides, the Company has obtained during the year the sanctions of working capital limits in excess of ₹ 5 crores, in the nature of Overdraft facility against Fixed Deposits from banks. The detail of such sanctions is provided in the below table:																					
<table><tr><th>Bank Name</th><th>Sanctioned limit as on 31.03.2025</th><th>Outstanding as on 31.03.2025*</th></tr><tr><td>Indian Bank – Overdraft</td><td>₹ 83.049 Crore</td><td>Nil</td></tr><tr><td>Canara Bank – Overdraft</td><td>₹ 19.8455 Crore</td><td>Nil</td></tr><tr><td>State Bank of India – Overdraft</td><td>₹ 104.50 Crore</td><td>Nil</td></tr><tr><td>Union Bank of India – Overdraft</td><td>₹ 87.8465 Crore</td><td>Nil</td></tr></table>							Bank Name	Sanctioned limit as on 31.03.2025	Outstanding as on 31.03.2025*	Indian Bank – Overdraft	₹ 83.049 Crore	Nil	Canara Bank – Overdraft	₹ 19.8455 Crore	Nil	State Bank of India – Overdraft	₹ 104.50 Crore	Nil	Union Bank of India – Overdraft	₹ 87.8465 Crore	Nil
Bank Name	Sanctioned limit as on 31.03.2025	Outstanding as on 31.03.2025*																			
Indian Bank – Overdraft	₹ 83.049 Crore	Nil																			
Canara Bank – Overdraft	₹ 19.8455 Crore	Nil																			
State Bank of India – Overdraft	₹ 104.50 Crore	Nil																			
Union Bank of India – Overdraft	₹ 87.8465 Crore	Nil																			
*The Company has availed these working capital facilities during the year. Accordingly, the interest and charges have been accounted for. As on the reporting date, the outstanding balances are NIL.																					
(iii) During the year the Company has not made investments in, provided any guarantee or security or granted any loans or advances in the nature of loans, secured or unsecured, to companies, firms, Limited Liability Partnerships or any other parties.																					
(iv) According to the information and explanation given to us the Company has not granted any loans, or made investments, or given guarantees, or provided any security in connection with loan taken by other body corporate or persons as per the provisions of sections 185 and 186 of the Companies Act, 2013.																					



Auditor's Report						Management's Comment
<p>(v) In our opinion and according to the information and explanations given to us and based on our examinations of the books and records of the Company, the Company has not accepted any deposits or any amount deemed to be deposits from public covered under the directives issued by the Reserve Bank of India and provisions of sections 73 to 76 or any other relevant provisions of the Act and the rules framed thereunder.</p> <p>(vi) The Central Government has specified maintenance of cost records under sub-section (1) of section 148 of the Act in respect of the products of the Company. We have broadly reviewed the books of account maintained by the Company pursuant to the Rules made by the Central Government for the maintenance of cost records and are of the opinion that, prima facie, the prescribed accounts and records have been made and maintained. However, we have not made a detailed examination of the cost records with a view to determine whether they are accurate or complete.</p> <p>(vii) (a) The Company has generally been regular in depositing undisputed statutory dues, including Provident Fund, Employees' State Insurance, Income-tax, Sales Tax, Service Tax, Duty of Customs, Duty of Excise, Value Added Tax, Goods and Services Tax, Cess and other Statutory Dues with the appropriate authorities. According to the information and explanations given to us, there are no undisputed statutory dues outstanding for a period of more than six months from the date they became payable, as per books of accounts of the Company as at 31st March, 2025.</p> <p>(b) According to the information and explanations given to us, there are statutory dues which have not been deposited with the appropriate authorities on account of any dispute are detailed below:</p>						
Sr No	Name of the Statute	Nature of Dues	Demand Amount (₹ in Crore)	Period to which the amount relates	Forum where dispute is pending	
1	Income Tax Act, 1961	Income Tax/ TDS/TCS	0.05	2017-18	ACIT, DHANBAD	
			37.5	12014-15 to 2023-24	CIT DHANBAD	
			27.43	2007-08 to 2019-20	CIT(A) DHANBAD	
			45.88	2007-08 to 2016-17	CIT(A) TDS	
			467.63	2007-08 to 2011-12	ITAT, RANCHI	
			0.03	2010-15	JCIT TDS Dhanbad	
2	JVAT ACT, 2005	Jharkhand VAT	2.23	2012-13	ACCT	
			73.14	2006-07 to 2017-18	DCCT	



Auditor's Report						Management's Comment
			77.97	2006-07 to 2017-18	JCCT	
			34.82	2014-15 to 2017-18	CCT/ Appellate	
			1.39	2010-11	Tribunal Ranchi	
3	BST ACT, 1959	Bihar Sales Tax	2.99	2004-05 to 2006-07	DCCT	
4	CST ACT, 1956	Central Sales Tax	0.19	2012-13	ACCT	
			59.22	2002-03 to 2019-20	DCCT	
			93.31	2005-06 to 2019-20	JCCT	
			3.39	2006-07 to 2010-11	CCT/ Appellate	
			0.50	2011-12	Tribunal Ranchi	
			0.19	2012-13	ACCT	
5.	WB PE Act, 1973 and WBREP Act, 1976	Rural Education & Primary Education Cess	8.39	1995-96 to 2009-10	WB Tribunal	
			0.35	2010-11 to 2011-12	Special Commissioner WB VAT Belghachia	
6.	MMDR ACT, 1957	Royalty	180.71	1986-87 to 2014-15	Certificate Officer, Dhanbad	
			4.47	2005-06	Ministry of Coal	
			305.05	2000-01 to 2014-15	Jharkhand High Court	
			1.10	1994-95	Supreme court	



Auditor's Report	Management's Comment
<p>(e) The company has not taken any funds from any entity or person on account of or to meet the obligations of its subsidiaries, associates or joint ventures during the year.</p> <p>(f) The company has not raised any loans during the year on the pledge of securities held in its subsidiaries, joint ventures or associate companies. Accordingly, paragraph 3(ix)(f) of the Order is not applicable.</p> <p>(x)(a) The Company has not raised any money by way of an initial public offer or further public offer including debt instruments) during the year.</p> <p>(b) The Company has not made any preferential allotment or private placement of shares or fully or partly convertible debentures during the year.</p> <p>(xi)(a) To the best of our knowledge and according to the information and explanations given to us, no fraud by the Company or no material fraud on the Company has been noticed or reported during the year.</p> <p>(b) No information has been received by us or come to our notice during the course of audit in relation to the report under sub-section (12) of section 143 of the Companies Act to be filed in Form ADT-4 as prescribed under rule 13 of Companies (Audit and Auditors) Rules, 2014 with the Central Government during the year;</p> <p>(c) According to the information and explanations given to us, including the representation made to us by the management of the Company, there are no whistle-blower complaints received by the Company during the year.</p> <p>(xii) The Company is not a Nidhi company. Accordingly, paragraph 3(xii) of the Order is not applicable.</p> <p>(xiii) According to the information and explanations given to us and based on our examination of the records of the Company, transactions with the related parties are in compliance with sections 177 and 188 of the Companies Act where applicable and details of such transactions have been disclosed in the financial statements (Refer Note No. 16(2)) as required by the applicable Indian Accounting Standards (Ind AS-24), Related Party Disclosures specified under section 133 of the Act, read with Rule 7 of the Companies (Accounts) Rules, 2024.</p> <p>(xiv)</p> <p>(a) The Company has an internal audit system commensurate with the size and nature of its business.</p> <p>(b) The reports of the Internal Auditors from April 2024 to February, 2025 for the financial year 2024-25.</p> <p>(xv) The Company has not entered into any non-cash transactions with directors or persons connected with him, as covered under Section 192 of the Companies Act, 2013.</p> <p>(xvi)</p> <p>(a) The company is not required to be registered under section 45-IA of the Reserve Bank of India Act, 1934 (2 of 1934).</p> <p>The company has not conducted any Non-Banking Financial or Housing Finance activities without a valid Certificate of Registration (CoR) from the Reserve Bank of India as per the Reserve Bank of India Act, 1934.</p> <p>(c) The company is not a Core Investment Company (CIC) as defined in the regulations made by the Reserve Bank of India.</p> <p>(d) According to the information and explanations given to us by the management and as per our observation during the course of audit, we are in opinion that there is no core investment company within the group (as defined in the Core Investment Companies (RB) Directions 2016;</p>	



Auditor's Report	Management's Comment
<p>(xvii) The Company has not incurred cash losses in the financial year and in the immediately preceding financial year.</p> <p>(xviii) There has been no resignation of the statutory auditors during the year.</p> <p>(xix) On the basis of the financial ratios, ageing and expected dates of realisation of financial assets and payment of financial liabilities, other information accompanying the financial statements, the auditor's knowledge of the Board of Directors and management plans, in our opinion that no material uncertainty exists as on the date of the audit report that the Company is capable of meeting its liabilities existing at the date of balance sheet as and when they fall due within a period of one year from the balance sheet date. We however state that this is not an assurance as to the future liability of the Company. We further state that our reporting is based on the facts up to date of audit report and we neither give any guarantee nor any assurance that all liabilities falling due within a period of one year from the balance sheet date, will get discharged by the Company as and when they fall due.</p> <p>(xx)(a) The Company has no projects other than ongoing projects. Therefore, compliance with second proviso to sub-section (5) of section 135 of the said Act is not applicable to the Company.</p> <p>(b) In respect of ongoing project, the Company has not transferred the unspent CSR amount at the Balance Sheet date out of the amount that was required to spent during the year, to a special account in compliance with the provision of sub-section (6) of section 135 of the said Act till the date of our report amounting to ₹6.52 Cr. (Refer Note No. 13.8), since the time period for such transfer i.e. 30 days from the end of the financial year has not elapsed till the date of our report.</p> <p>(xxi) The Company is not required to prepare a consolidated financial statement, therefore. The provision of the Clause No. 3 (xxi) Order is not applicable to the Company</p>	

For Nag & Associates
Chartered Accountants
Firm Regn. No: 312063E

(Madan Mohan Prasad)
Partner
Membership No. 074568
UDIN: 25074568BMULRY7262

Date: 23.04.2025
Place: Dhanbad

For Bharat Coking Coal Ltd

Rakesh Kumar Sahay
Director (Finance) & CFO
DIN 10122335

Date: 23.04.2025
Place: Dhanbad



Annexure - III to the Independent Auditors' Report to the members of the Bharat Coking Coal Limited, Dhanbad on the Standalone financial statements for the year ended 31st March 2025.

[Referred to in Paragraph 3(g) of "Report on Other Legal and Regulatory Requirements" section of our Audit Report]

Report on the Internal Financial Controls under Clause (i) of Sub-section 3 of Section 143 of the Companies Act, 2013 ("the Act")

Particulars	Management's Comment
<p>1. We have audited the internal financial controls over financial reporting of Bharat Coking Coal Limited ("the Company") as of 31st March 2025 in conjunction with our audit of the Standalone financial statements of the Company for the year ended on that date.</p> <p>Management's Responsibility for Internal Financial Controls</p> <p>2. The Board of Directors of the Company is responsible for establishing and maintaining internal financial controls based on the internal control over financial reporting criteria established by the Unit considering the essential components of internal control stated in the Guidance Note on Audit of Internal Financial Controls over Financial Reporting issued by the Institute of Chartered Accountants of India ('ICAI'). These responsibilities include the design, implementation and maintenance of adequate internal financial controls that were operating effectively for ensuring the orderly and efficient conduct of its business, including adherence to Unit's policies, the safeguarding of its assets, the prevention and detection of frauds and errors, the accuracy and completeness of the accounting records, and the timely preparation of reliable financial information, as required under the Companies Act, 2013.</p> <p>Auditors' Responsibility</p> <p>3. Our responsibility is to express an opinion on the Company's internal financial controls over financial reporting based on our audit. We conducted our audit in accordance with the Guidance Note on Audit of Internal Financial Controls over Financial Reporting (the "Guidance Note") and the Standards on Auditing, issued by ICAI and deemed to be prescribed under section 143(10) of the Companies Act, 2013, to the extent applicable to an audit of internal financial controls, both applicable to an audit of Internal Financial Controls and, both issued by the Institute of Chartered Accountants of India. Those Standards and the Guidance Note require that we comply with ethical requirements and plan and perform the audit to obtain reasonable assurance about whether adequate internal financial controls over financial reporting was established and maintained and if such controls operated effectively in all material respects</p> <p>4. Our audit involves performing procedures to obtain audit evidence about the adequacy of the internal financial controls system over financial reporting and their operating effectiveness. Our audit of internal financial controls over financial reporting included obtaining an understanding of internal financial controls over financial reporting, assessing the risk that a material weakness exists, and testing and evaluating the design and operating effectiveness of internal control based on the assessed risk. The procedures selected depend on the auditor's judgment, including the assessment of the risks of material misstatement of the Ind AS financial statements, whether due to fraud or error.</p>	



Particulars	Management's Comment
<p>5. We believe that the audit evidence we have obtained is sufficient and appropriate to provide a basis for our audit opinion on the Unit's internal financial controls system over financial reporting.</p>	
<p>Meaning of Internal Financial Controls over Financial Reporting</p> <p>6. A Company's internal financial control over financial reporting is a process designed to provide reasonable assurance regarding the reliability of financial reporting and the preparation of financial statements for external purposes in accordance with generally accepted accounting principles. A Company's internal financial control over financial reporting includes those policies and procedures that (1) pertain to the maintenance of records that, in reasonable detail, accurately and fairly reflect the transactions and dispositions of the assets of the Company; (2) provide reasonable assurance that transactions are recorded as necessary to permit preparation of financial statements in accordance with generally accepted accounting principles, and that receipts and expenditures of the Unit are being made only in accordance with authorisations of management of the Company; and (3) provide reasonable assurance regarding prevention or timely detection of unauthorised acquisition, use, or disposition of the Company's assets that could have a material effect on the financial statements.</p> <p>Inherent Limitations of Internal Financial Controls Over Financial Reporting</p> <p>7. Because of the inherent limitations of internal financial controls over financial reporting, including the possibility of collusion or improper management override of controls, material misstatements due to error or fraud may occur and not be detected. Also, projections of any evaluation of the internal financial controls over financial reporting to future periods are subject to the risk that the internal financial control over financial reporting may become inadequate because of changes in conditions, or that the degree of compliance with the policies or procedures may deteriorate.</p> <p>Opinion</p> <p>8. In our opinion, to the best of our information and according to the explanations given to us, the Company has, in all material respects, an adequate internal financial controls system over financial reporting and such internal financial controls over financial reporting were operating effectively as at March 31, 2025, based on the internal control over financial reporting criteria established by the Company considering the essential components of internal control stated in the Guidance Note on Audit of Internal Financial Controls Over Financial Reporting issued by the Institute of Chartered Accountants of India.</p>	

For Nag & Associates
Chartered Accountants
Firm Regn. No: 312063E

(Madan Mohan Prasad)
Partner
Membership No. 074568
UDIN: 25074568BMULRY7262

Date: 23.04.2025
Place: Dhanbad

For Bharat Coking Coal Ltd

Rakesh Kumar Sahay
Director (Finance) & CFO
DIN 10122335


Date: 23.04.2025
Place: Dhanbad



ANNEXURE - VII







BHARAT COKING COAL LIMITED
C&AG COMMENTS & MANAGEMENT REPLY 2024-25

C&AG COMMENT	MANAGEMENT REPLY
<p>A. Comment on Profitability A.1 Statement of Profit and Loss - ₹1240.19 crore A.1.1 Change in Inventories of Finished goods, Stock in trade and work in progress (Note 13.2) – (₹562.58 crore) A.1.2 Stripping activity adjustment (Note 13.6) – (₹ 576.40 crore)</p> <p>Stripping Activity Adjustment Assets are created due to the excess removal of overburden (OB) beyond the standard stripping ratio, which results in access to coal for future period. The expenditure related to excess removal of OB is quantified as Stripping Activity Adjustment Assets.</p> <p>Paragraph 8 of Appendix B of the Ind-AS-16 states that, "to the extent that the benefit from the stripping activity is realised in the form of inventory produced, the entity shall account for the cost of that stripping overburden removal activity in accordance with the principal of Ind-AS- 2, Inventories. To the extent the benefit is improved access to ore, the entity shall recognize these costs as a non- current asset, say, stripping activity assets".</p> <p>As per Matching principle expenses are to be recognized in the accounting period to which revenue relate. Thus, the expenditure related to excess removal of OB should not be part of Inventory Valuation for the current period.</p> <p>During the year, BCCL considered the expenditure incurred on excess removal of OB for the two mines¹, as the part of inventory valuation, which is in deviation from provisions of IND AS.</p> <p>This resulted in Overstatement of stock valuation as well as profit for the year by ₹ 33.56 crore.</p>	<p>The method of valuation of cost per ton of coal has been followed by the company based on Ind AS 2 i.e. cost of coal or Net Realizable Value, whichever is lower. Cost pertaining to stripping activity assets adjustment is not being considered in BCCL for the purpose of arriving cost of coal per ton.</p> <p>The Company is following same methodology as followed in previous years thereby maintaining consistency and comparability in financial reporting (Ind AS 8 – Accounting Policies, Changes in Accounting Estimates and Errors, Para 13).</p> <p>It is pertinent to mention that Coal India Limited is in advanced stage of developing a centralized stock valuation system to bring about greater uniformity across its subsidiaries.</p> <p>The financial impact of ₹33.56 crore as ascertained by the audit is within the materiality threshold of the company but due consideration shall be given to the observation at the time of preparation of financial statements of future years.</p>

HOD (F) C.A.

GM/HoD(F) I/c

D (F)



BHARAT COKING COAL LIMITED
C&AG COMMENTS & MANAGEMENT REPLY 2024-25

C&AG COMMENT	MANAGEMENT REPLY
<p>A.2 Statement of Profit and Loss - ₹1240.19 crore A.2.1 Striping activity adjustment (Note13.6) – (₹ 576.40 crore)</p> <p>Stripping Activity asset is measured at cost, this being the accumulation of costs directly incurred to perform the stripping activity that improves access to the identified component of ore.</p> <p>During the year, while computing Stripping Activity Adjustment of thee mines², BCCL considered cost incurred which are not directly related to the Stripping Activity and amortization cost of stripping asset of other mines.</p> <p>Incorrect consideration of cost resulted in overstatement of Stripping Activity Adjustment as well as profit for the year by ₹ 21.56 crore.</p>	<p>The company has been valuing its closing stock based on Ind AS 2 and as per the prevalent practice the depreciation other than on plant & machinery was apportioned on a rational basis i.e. target production. Further, the Stripping Activity Assets are being created pursuant to a recent change in accounting policy in the Financial year 2023-24 and the depreciation on these assets were apportioned in line with the existing practices.</p> <p>The Company is following same methodology as followed in previous years thereby maintaining consistency and comparability in financial reporting (Ind AS 8 – Accounting Policies, Changes in Accounting Estimates and Errors, Para 13).</p> <p>It is pertinent to mention that Coal India Limited is in advanced stage of developing a centralized stock valuation system to bring about greater uniformity across its subsidiaries.</p> <p>The financial impact of ₹21.56 crore as ascertained by the audit is within the materiality threshold of the company but due consideration shall be given to the observation at the time of preparation of financial statements of future years.</p>

HOD (F) C.A.

GM/HoD(F) I/c

D (F)



ANNEXURE-VIII

FORM MR-3 SECRETARIAL AUDIT REPORT FOR THE FINANCIAL YEAR ENDED 31st MARCH, 2025

{Pursuant to Section 204(1) of the Companies Act, 2013 and rule 9 of the Companies
(Appointment and Remuneration of Managerial Personnel) Rules, 2014}

Secretarial Audit Report	Management's Comment
<p>To, The Members, BHARAT COKING COAL LIMITED Koyla Bhawan, Koyla Nagar Dhanbad, Jharkhand- 826005</p> <p>We have conducted the secretarial audit of the compliance of applicable statutory provisions and the adherence to good corporate practices by Bharat Coking Coal Limited (hereinafter called "the Company"). Secretarial audit was conducted in a manner that provided us a reasonable basis for evaluating the corporate conduct /statutory compliance and expressing our opinion thereon.</p> <p>Based on our verification of the Company's books, papers, minutes books, forms and returns filed and other records maintained by the Company and also the information provided by the Company, its officers, agents and authorized representatives during the conduct of secretarial audit, we hereby report that in our opinion, the Company has, during the audit period covering the financial year ended on March 31, 2025, complied with the statutory provisions listed here under and also that the Company has proper Board processes and compliance mechanism in place to the extent, in the manner and subject to the reporting made hereinafter:</p> <p>We have examined the books, papers, minute books, forms and returns filed and other records maintained by the Company for the financial year ended on March 31, 2025, according to the provisions of:</p> <ul style="list-style-type: none"> (i) The Companies Act, 2013 ('the Act') and the rules made thereunder; (ii) The Securities Contracts (Regulation) Act, 1956 ('SCRA') and the rules made there under (during the period under review not applicable to the company); (iii) The Depositories Act, 1996 and the Regulations and Bye-laws Framed there under; (iv) Foreign Exchange Management Act, 1999 and the rules and regulations made thereunder to the extent of Foreign Direct Investment, Overseas Direct Investment and External Commercial Borrowings; (during the period under review not applicable to the company); (v) The following Regulations and Guidelines prescribed under the Securities and Exchange Board of India Act, 1992 ('SEBI Act'):- 	



Secretarial Audit Report	Management's Comment
<p>(a) The Securities and Exchange Board of India (Substantial Acquisition of Shares and Takeovers) Regulations, 2011 (during the period under review not applicable to the company);</p> <p>(b) The Securities and Exchange Board of India (Prohibition of Insider Trading) Regulations, 2015;</p> <p>(c) The Securities and Exchange Board of India (Issue of Capital and Disclosure Requirements) Regulations, 2018 (during the period under review not applicable to the company);</p> <p>(d) The Securities and Exchange Board of India (Issue and Listing of Non-Convertible Securities) Regulations, 2021 (during the period under review not applicable to the company);</p> <p>(e) The Securities and Exchange Board of India (Share Based Employee Benefits and Sweat Equity) Regulations, 2021 (during the period under review not applicable to the company);</p> <p>(f) The Securities and Exchange Board of India (Registrars to an Issue and Share Transfer Agents) Regulations, 1993 regarding the Companies Act and dealing with client (during the period under review not applicable to the Company);</p> <p>(g) The Securities and Exchange Board of India (Delisting of Equity Shares) Regulations, 2021 (during the period under review not applicable to the Company);</p> <p>(h) The Securities and Exchange Board of India (Buyback of Securities) Regulations, 2018 (during the period under review not applicable to the Company);</p> <p>We have examined compliance with the applicable clauses of the following:</p> <p>(i) Secretarial Standards issued by the Institute of Company Secretaries of India;</p> <p>(ii) Securities and Exchange Board of India (Listing Obligations and Disclosure Requirements) Regulations, 2015 (during the period under review not applicable to the Company);</p> <p>(iii) Guidelines on Corporate Governance for Central Public Sector Enterprises, 2019 as issued and amended by the Department of Public Enterprises, Government of India ('DPE Guidelines');</p> <p>(iv) Other laws specifically applicable to the Company namely :</p> <p>a) The Coal Mines Act, 1952</p> <p>b) Indian Explosives Act, 1884</p> <p>c) Colliery Control Order, 2000 and Colliery Control Rules, 2004</p> <p>d) The Coal Mines Regulations, 2017</p>	



Secretarial Audit Report	Management's Comment
<p>e) The Payment of Wages (Mines) Rules, 1956</p> <p>f) Coal Mines Pension Scheme, 1998</p> <p>g) Coal Mines Conservation and Development Act, 1974</p> <p>h) The Mines Vocational Training Rules, 1966</p> <p>i) The Mines Creche Rules, 1961</p> <p>j) The Mines Rescue Rules, 1985</p> <p>k) Coal Mines Pithead Bath Rules, 1946</p> <p>l) Maternity Benefit (Mines and Circus) Rules, 1963</p> <p>m) The Explosives Rules, 2008</p> <p>n) Mineral Concession Rules, 2021</p> <p>o) Coal Mines Provident Fund and Miscellaneous Provisions Act, 1948</p> <p>p) Mines and Minerals (Development and Regulation) Act, 1957</p> <p>q) The Payment of Undisbursed Wages (Mines) Rules, 1989</p> <p>r) Indian Electricity Act, 2003 and the Indian Electricity Rules, 1956</p> <p>s) Environment Protection Act, 1986 and Environment Protection Rules, 1986</p> <p>t) The Hazardous and Other Wastes (Management and Transboundary Movement) Rules, 2016</p> <p>u) The Water (Prevention & Control of Pollution) Act, 1974 and Rules made thereunder</p> <p>v) The Air (Prevention & Control of Pollution) Act, 1981</p> <p>w) Public Liability Insurance Act, 1991 and Rules made thereunder.</p> <p>We further report that:</p> <p>During the Audit Period, the Company has complied with the provisions of the Act, Rules, Regulations, Guidelines, etc. mentioned above except to the extent as mentioned below:</p>	



Secretarial Audit Report	Management's Comment
<p>1) <i>The Company did not have the requisite number of Independent Directors on the Board of the Company for the period November 2024 to March 2025 as required under Section 149(4) of the Act and the Clause 3.1.2 of DPE Guidelines on Corporate Governance for Central Public Sector Enterprise (CPSE) issued by the Department of Public Enterprises (DPE) during the period under review hence no meeting of Independent Directors as per Schedule VII of Section 149 of the act, was held during the financial year 2024-25.</i></p> <p>2) <i>The Audit Committee of the Company did not have requisite number of Independent Directors for the period November 2024 to March 2025 as required under Clause 4.1.1 and Clause 4.4 of the DPE Guidelines on Corporate Governance for CPSE, during the period under review.</i></p> <p>3) <i>The Corporate Social Responsibility Committee of the Company did not have requisite number of Independent Directors for the period November 2024 to March 2025 as required under Section 135 of Companies Act 2013, during the period under review.</i></p> <p>We further report that all the changes in the composition of the Board of Directors during the Audit Period, except the aforesaid, were made in due compliance of the various provisions of the Act and DPE Guidelines on Corporate Governance for CPSE.</p> <p>Adequate notices are given to all Directors to schedule the Board / Committee Meetings, agenda and detailed notes on agenda were sent at least seven days in advance and a system exists for seeking and obtaining further information and clarifications on the agenda items before the meeting and for meaningful participation at the meeting.</p> <p>Majority decision is carried through while the dissenting members' views are captured and recorded as part of the minutes.</p> <p>We further report that there are adequate systems and processes in the company commensurate with the size and operations of the company to monitor and ensure compliance with applicable laws, rules, regulations and guidelines.</p>	<p>It is a Government Company and MoC (Ministry of Coal) makes the appointment of Independent Director on the Board of the company. Communication has been made with the Ministry for appointment of Independent Director. After expiry of tenure of all Independent Directors from the Board of the Company in December, 2024, no appointment of Independent Directors has been made till 31.03.2025. Hence, requisite number of Independent Directors were absent in the Board. Accordingly, no meeting of Independent Directors could be held during 2024-25.</p> <p>No appointment of Independent Directors has been made since the tenure of all Independent Directors ended in October/ December, 2024.</p> <p>No appointment of Independent Directors has been made since the tenure of all Independent Directors ended in October/ December, 2024.</p>



Secretarial Audit Report	Management's Comment
<p>We further report that during the audit period the Company did not have any specific event having a major bearing on the Company's affairs in pursuance of the above referred laws, rules, regulations, guidelines, standards, etc.</p> <p>We further report that during the audit period the Company has incurred specific events / actions that have a major bearing on the Company's affairs in pursuance of the above referred laws, rules, regulations, guidelines, standards, etc.:</p> <p>The Company at its Annual General Meeting held on 1st August, 2024 declared payment of arrear Preference Dividend of 44.4325 crores (viz., 5% of the total outstanding Preference Dividend of 888.65 crores).</p> <p>For Mehta & Mehta, Company Secretaries (ICSI Unique Code P1996MH007500)</p> <p>Raveena Dugar Agarwal Partner ACS No: 51836 CP No: 26055 UDIN: A051836G000670861 PR No.: 3686/2023</p> <p>Place: Kolkata Date: 27.06.2025</p> <p>Note: This report is to be read with our letter of even date which is annexed as 'ANNEXURE A' and forms an integral part of this report.</p>	



ANNEXURE-A

Secretarial Audit Report	Management's Comment
<p>To, The Members, BHARAT COKING COAL LIMITED Koyla Bhawan, Koyla Nagar Dhanbad, Jharkhand- 826005</p> <p>Our report of even date is to be read along with this letter.</p> <ol style="list-style-type: none"> 1) Maintenance of secretarial record is the responsibility of the management of the Company. Our responsibility is to express an opinion on these secretarial records based on our audit. 2) We have followed the audit practices and processes as were appropriate to obtain reasonable assurance about the correctness of the contents of the secretarial records. The verification was done on test basis to ensure that correct facts are reflected in secretarial records. We believe that the processes and practices we followed provide a reasonable basis for our opinion. 3) We have not verified the correctness and appropriateness of financial records and Books of Accounts of the Company. 4) Wherever required, we have obtained the Management representation about the compliance of laws, rules and regulations and happening of events etc. 5) The compliance of the provisions of corporate laws, rules, regulations, standards is the responsibility of management. Our examination was limited to the verification of procedures on test basis. 6) As regard the books, papers, forms, reports and returns filed by the Company under the provisions referred to in our Secretarial Audit Report in Form MR-3 the adherence and compliance to the requirements of the said regulations is the responsibility of management. Our examination was limited to checking the execution and timeliness of the filing of various forms, reports, returns and documents that need to be filed by the Company with various authorities under the said regulations. We have not verified the correctness and coverage of the contents of such forms, reports, returns and documents. 7) The secretarial audit report is neither an assurance as to the future viability of the Company nor of the efficacy or effectiveness with which the management has conducted the affairs of the Company. <p>For Mehta & Mehta, Company Secretaries (ICSI Unique Code P1996MH007500)</p> <p>Raveena Dugar Agarwal Partner ACS No: 51836 CP No: 26055 UDIN: A051836G000670861 PR No.: 3686/2023</p> <p>Place: Kolkata Date: 27.06.2025</p>	



CERTIFICATE ON COMPLIANCE WITH DPE GUIDELINES ON CORPORATE GOVERNANCE TO THE MEMBERS OF BHARAT COKING COAL LIMITED

1. We M/s Mehta & Mehta, Practicing Company Secretaries, have examined the compliance of DPE Guidelines on Corporate Governance of Bharat Coking Coal Limited (hereinafter called as “Company”) for the year ended 31st March, 2025, as stipulated in Guidelines on Corporate Governance for Central Public Sector Enterprises (CPSEs) dated 14.05.2010 (here in after referred to as “DPE Guidelines”).

Managements’ Responsibility

2. The compliance of conditions of DPE Guidelines on Corporate Governance is the responsibility of the Management. This responsibility includes the design, implementation and maintenance of internal control and procedures to ensure the compliance with the conditions of the Corporate Governance stipulated in the DPE Guidelines.

Auditor’s Responsibility

3. Our responsibility is limited to examining the procedures and implementation thereof, adopted by the Company for ensuring compliance with the conditions of the Corporate Governance. It is neither an audit nor an expression of opinion on the financial statements of the Company.
4. We have examined the books of accounts and other relevant records and documents maintained by the Company for the purposes of providing reasonable assurance on the compliance with Corporate Governance requirements by the Company.
5. We have carried out an examination of the relevant records of the Company in accordance with CSAS-1-Auditing Standard on Audit Engagement issued by the Institute of Company Secretaries of India (the ICSI).

Opinion

6. Based on our examination of the relevant records and according to the information and explanations provided to us and the representation provided by the Management, we certify that the Company has complied with the conditions of Corporate Governance as stipulated in DPE Guidelines during the year ended 31st March, 2025 subject to the following:
 - i. The number of Functional Directors and total members of the Board of Directors of the Company as on 31st March, 2025 were five and seven respectively. The number of Functional Directors was more than 50% of the actual strength of the Board and as per para 3.1.2 of Chapter 3 of DPE Guidelines “The number of Functional Directors (including CMD/MD) should not exceed 50% of the actual strength of the Board.”
 - ii. As on 31st March 2025, the Board of Directors of the Company comprised of seven members. However, there were no Independent Directors on the Board. This is not in compliance with Para 3.1.4 of Chapter 3 of the DPE Guidelines, which mandates that at least one-third of the Board members should be Independent Directors. Accordingly, the Company should have had a minimum of three Independent Directors (i.e., 1/3 of 7 members) on its Board hence no meeting of Independent Directors as per Schedule VII of Section 149 of the act, was held during the financial year 2024-25.
 - iii. As on 31st March 2025, the members of the Audit Committee comprised of five members. However, there were no Independent Directors in the Committee and as per para 4.1.1 of Chapter 4 of DPE Guidelines “The Audit Committee shall have minimum three Directors as members. Two-third of the members of audit committee shall be Independent Directors i.e there should have been 3 (2/3 of 5) Independent Directors.



- iv. As on 31st March 2025, the members of the CSR Committee comprised of four members. However, there were no Independent Directors in the Committee on 31st March, 2025, and as per Section 135(1) of the Companies Act 2013, shall constitute a Corporate Social Responsibility Committee of the Board consisting of three or more directors, out of which at least one director shall be an independent director.
- v. The Remuneration Committee of the Company was not constituted as on 31st March, 2025, and as per para 5.1 of Chapter 5 of DPE Guidelines “Each CPSE shall constitute a Remuneration Committee comprising of at least three Directors, all of whom should be part-time Directors (i.e Nominee Directors or Independent Directors). The Committee should be headed by an Independent Director.

7. Disclosure:

We state that such compliance is neither an assurance as to the future viability of the Company nor the efficiency or effectiveness with which the Management has conducted the affairs of the Company.

For **Mehta & Mehta,**
Company Secretaries
(ICSI Unique Code P1996MH007500)

Raveena Dugar Agarwal
Partner
ACS No: A51836
CP No.: 26055

Place: Kolkata
Date: 27.06. 2025





BHARAT COKING COAL LIMITED

(A Miniratna Company)

BALANCE SHEET

(₹' Crore)

	Note No.	As at	
		March 31 st , 2025	March 31 st , 2024
ASSETS			
Non-Current Assets			
(a) Property, Plant & Equipment	3.1	4264.41	3438.57
(b) Capital Work in Progress	3.2	1616.78	1367.81
(c) Exploration and Evaluation Assets	3.3	227.82	163.29
(d) Intangible Assets	3.4	9.49	12.66
(e) Intangible Assets under Development	3.5	0.00	0.00
(f) Financial Assets			
(i) Investments	4.1	0.00	0.00
(ii) Loans	4.2	0.00	0.00
(iii) Other Financial Assets	4.6	1018.90	886.62
(g) Deferred Tax Assets (Net)	11.2	562.83	717.08
(h) Non-Current Tax Assets (Net)	11.1	0.00	0.00
(i) Other non-current assets	6.1	1042.65	856.90
Total Non-Current Assets (A)		8742.88	7442.93
Current Assets			
(a) Inventories	5.1	1960.14	1381.58
(b) Financial Assets			
(i) Investments	4.1	0.41	266.52
(ii) Trade Receivables	4.3	1847.76	1333.25
(iii) Cash & Cash equivalents	4.4	210.97	326.31
(iv) Other Bank Balances	4.5	918.88	618.32
(v) Loans	4.2	0.00	0.00
(vi) Other Financial Assets	4.6	234.19	73.70
(c) Current Tax Assets (Net)	11.1	198.54	102.85
(d) Other Current Assets	6.2	3169.71	3182.27
Total Current Assets (B)		8540.60	7284.80
Total Assets (A+B)		17283.48	14727.73



(₹' Crore)

	Note No.	As at	
		March 31 st , 2025	March 31 st , 2024
EQUITY AND LIABILITIES			
Equity			
(a) Equity Share Capital	7.1	4657.00	4657.00
(b) Other Equity	7.2	1,805.73	664.72
Equity attributable to equity-holders of the company		6462.73	5321.72
Non-Controlling Interests		0.00	0.00
Total Equity (A)		6462.73	5321.72
Liabilities			
Non-Current Liabilities			
(a) Financial Liabilities			
(i) Borrowings	8.1	0.00	0.00
(ii) Lease Liabilities	8.2	143.06	152.73
(iii) Other Financial Liabilities	8.4	357.93	324.17
(b) Provisions	9.1	2324.71	2017.51
(c) Deferred Tax Liabilities (Net)	11.2	0.00	0.00
(d) Other Non-Current Liabilities	10.1	805.94	882.63
Total Non-Current Liabilities (B)		3631.64	3377.04
Current Liabilities			
(a) Financial Liabilities			
(i) Borrowings	8.1	0.00	0.00
(ii) Lease Liabilities	8.2	90.11	77.50
(iii) Trade payables	8.3		
Micro, Small & Medium enterprises		23.63	8.71
Other than Micro, Small & Medium enterprises		2149.64	1224.82
(iv) Other Financial Liabilities	8.4	2339.28	1946.00
(b) Other Current Liabilities	10.2	1534.08	1587.29
(c) Provisions	9.1	1052.37	1184.65
(d) Current Tax Liabilities (Net)	11.1	0.00	0.00
Total Current Liabilities (C)		7189.11	6028.97
Total Equity and Liabilities (A+B+C)		17283.48	14727.73

The Accompanying Note no. 1 to 16 form an integral part of the Financial Statements.

As per our report of even date

For Nag & Associates

Chartered Accountants

FRN - 312063E

(CA M M Prasad)

Partner

Mem. No - 074568

On behalf of the Board

(Samiran Dutta)

Chairman cum Managing

Director & CEO

DIN- 08519303

(Rakesh Kumar Sahay)

Director (Finance)

& CFO

DIN- 10122335

Date: 23.04.2025

Place: Dhanbad

(M K Verma)

G.M. / HoD (Finance) I/C

(B.K. Parui)

Company Secretary





BHARAT COKING COAL LIMITED

(A Miniratna Company)

STATEMENT OF PROFIT & LOSS

(₹' Crore)

		Note No.	For the Year Ended	
			March 31 st , 2025	March 31 st , 2024
	Revenue from Operations (Net of Levies)			
A	Sales	12.1	13,083.26	13,161.10
B	Other Operating Revenue	12.1	915.19	884.24
(I)	Revenue from Operations (Net of Levies) (A+B)		13,998.45	14,045.34
(II)	Other Income	12.2	599.08	406.67
(III)	Total Income (I+II)		14,597.53	14,452.01
(IV)	Expenses:			
	Cost of Materials Consumed	13.1	640.92	742.17
	Changes in inventories of finished goods, stock in trade and work in progress	13.2	(562.58)	(332.13)
	Employee Benefits Expense	13.3	6,713.73	7,150.69
	Finance Costs	13.4	72.49	61.83
	Depreciation/Amortization/ Impairment	13.5	580.68	340.39
	Stripping Activity Adjustment	13.6	(576.40)	(385.69)
	Contractual Expense	13.7	4,311.51	3,168.64
	Other Expenses	13.8	1,714.29	1,614.44
	Total Expenses (IV)		12,894.64	12,360.34
(V)	Profit before Tax (III-IV)		1,702.89	2,091.67
	Tax Expense	14.1		
(VI)	Current Tax		290.03	180.33
(VII)	Deferred Tax		172.67	346.88
(VIII)	Total Tax Expenses (VI + VII)		462.70	527.21
(IX)	Profit for the period/year (V-VIII)		1,240.19	1,564.46
(X)	Other Comprehensive Income	15.1		
	A (i) Items that will not be reclassified to profit or loss		(73.17)	(62.33)
	Less:(ii) Income tax relating to items that will not be reclassified to profit or loss		(18.42)	(15.69)
	B (i) Items that will be reclassified to profit or loss		-	-
	Less:(ii) Income tax relating to items that will be reclassified to profit or loss		-	-
	Total Other Comprehensive Income		(54.75)	(46.64)



(₹' Crore)

	Note No.	For the Year Ended	
		March 31 st , 2025	March 31 st , 2024
(XI) Total Comprehensive Income for the period (IX + X) (Comprising Profit (Loss) and Other Comprehensive Income for the period)		1,185.44	1,517.82
Profit attributable to:			
Owners of the company		1,240.19	1,564.46
Non-controlling interest		-	-
		1,240.19	1,564.46
Other Comprehensive Income attributable to:			
Owners of the company		(54.75)	(46.64)
Non-controlling interest		-	-
		(54.75)	(46.64)
Total Comprehensive Income attributable to:			
Owners of the company		1,185.44	1,517.82
Non-controlling interest		-	-
		1,185.44	1,517.82
Earnings per equity share (Face value ₹1000 each):			
Basic		266.31	335.94
Diluted		266.31	335.94

Refer note 16 (6) (b) for calculation of EPS

The Accompanying Note No. 1 to 16 form an integral part of the Financial Statements.

As per our report of even date

For Nag & Associates

Chartered Accountants

FRN - 312063E

(CA M M Prasad)

Partner

Mem. No - 074568

On behalf of the Board

(Samiran Dutta)

Chairman cum Managing

Director & CEO

DIN- 08519303

(Rakesh Kumar Sahay)

Director (Finance)

& CFO

DIN- 10122335

Date: 23.04.2025

Place: Dhanbad

(M K Verma)

G.M. / HoD (Finance) I/C

(B.K. Parui)

Company Secretary





BHARAT COKING COAL LIMITED

(A Miniratna Company)

STATEMENT OF CASH FLOWS (UNDER INDIRECT METHOD)

(₹' Crore)

	For the Year Ended March 31 st , 2025	For the Year Ended March 31 st , 2024
CASH FLOWS FROM OPERATING ACTIVITIES		
Profit before tax	1,702.89	2,091.67
<i>Adjustments for :</i>		
Depreciation, amortisation and impairment expenses	580.68	340.39
Interest and other income from investment	(153.93)	(129.78)
Finance Costs	72.49	61.83
(Profit)/Loss on sale of Property, Plant and Equipment	0.64	(1.38)
Liability and provision written back	(155.35)	(60.33)
Allowances and Provisions	4.80	2.23
Write off	-	0.00
Stripping Activity Adjustment	(576.40)	(385.69)
Cash flows from operating activities before changes in following assets and liabilities	1,475.82	1,918.94
Trade Receivables	(514.51)	280.30
Inventories	(577.89)	(714.39)
Loans and advances and other financial assets	(223.43)	(12.73)
Other current and non current Assets	(104.39)	(322.29)
Trade payables	939.74	320.62
Other financial liabilities	498.87	571.31
Other current and non current liabilities	19.98	409.04
Provisions	624.84	(1,037.05)
Cash Generated from Operation	2,139.03	1,413.75
Income Tax (Paid)	(385.72)	(114.61)
Net Cash Flow generated from Operating Activities (A)	1,753.31	1,299.14
CASH FLOW FROM INVESTING ACTIVITIES		
Payments for Property, Plant and Equipment and Intangible assets	(1,727.00)	(1,192.83)
Proceeds from Sale of Property, Plant and Equipment	5.20	5.90
Payments for Exploration and Evaluation Asset	(64.53)	(8.17)
Realisation of deposits/(Deposits) with Banks	(359.45)	(230.28)
Proceeds from/(Investment in) Mutual Fund, Shares etc.	271.40	(174.01)
Payment for Equity investment in Joint Venture	-	-
Interest received on Investment	138.19	113.78
Income from Mutual Fund	-	-
Net Cash used in Investing Activities (B)	(1,736.19)	(1,485.61)



(₹' Crore)

Details	For the Year Ended March 31 st , 2025	For the Year Ended March 31 st , 2024
CASH FLOW FROM FINANCING ACTIVITIES		
Proceeds from /(Repayment of) non current borrowings	-	-
Proceeds from /(Repayment of) current borrowings	-	-
Repayment of lease liabilities (including interest)	(87.43)	(72.47)
Interest paid	(0.60)	(1.37)
Dividend paid on Equity shares	(44.43)	-
Tax on Dividend on Equity shares	-	-
Buyback of Equity Share Capital	-	-
Tax on Buyback of Equity Share Capital	-	-
Net Cash (used in)/generated from Financing Activities(C)	(132.46)	(73.84)
Net Increase / (Decrease) in Cash and Cash equivalent (A+B+C)	(115.34)	(260.31)
Cash and Cash equivalent as at the beginning of the year	326.31	586.62
Cash and Cash equivalent as at the end of the period/year	210.97	326.31
Reconciliation of Cash and Cash equivalents (Refer Note 4.4)		
Cash and Cash equivalents (Net of bank Overdraft)	210.97	326.31

Components of Cash and Cash Equivalents

(a) Balances with Banks

- in Deposit Accounts

18.97

226.19

- in Current Accounts

148.53

59.60

(b) Bank Balances outside India

-

-

(c) ICDs with Primary Dealers

-

-

(d) Cheques, Drafts and Stamps in hand

-

-

(e) Cash in hand

-

-

(f) Cash on hand outside India

-

-

(f) Bank Overdraft

-

-

(g) Others e-procurement account/GeM account/Imprest balances

43.47

40.52

Total (Refer note 4.4 and note 8.1 for components of Cash and Cash Equivalents)

210.97

326.31



1. Reconciliation between the opening and closing balances in the balance sheet for liabilities arising from financing activities:

For the Year Ended March 31, 2025

(₹' Crore)

Particulars	Non-current Borrowings*	Finance Lease Liabilities	Current borrowings
Opening balance as at April 01, 2024	-	230.23	-
Cash flows during the year	-	(87.43)	
Non-cash changes due to:			
Acquisitions and unwinding finance cost under finance lease	-	90.37	
Accrued Interest on borrowings	-		
Effect of changes in foreign exchange rates	-		
Transaction costs on borrowings	-		
Closing balance as at March 31, 2025	-	233.17	-

For the Year Ended March 31, 2024

Particulars	Non-current Borrowings*	Finance Lease Liabilities	Current borrowings
Opening balance as at April 01, 2023	-	212.64	-
Cash flows during the year	-	(72.47)	
Non-cash changes due to:			
Acquisitions and unwinding finance cost under finance lease	-	90.06	
Accrued Interest on borrowings	-		
Effect of changes in foreign exchange rates	-		
Transaction costs on borrowings	-		
Closing balance as at March 31, 2024	-	230.23	-

- 2 The above statement of cash flow is prepared in accordance with the Indirect Method prescribed in Ind AS 7 - 'Statement of Cash flows'.
- 3 The Company has spent ₹28.67 crores (Refer note no. 13.8) on account of Corporate Social Responsibility (CSR) expenditure during the year ended March 31, 2025 (Previous Year ₹10.09 crores).

The Accompanying Note No. 1 to 16 form an integral part of the Financial Statements.

As per our report of even date

For Nag & Associates

Chartered Accountants

FRN - 312063E

(CA M M Prasad)

Partner

Mem. No - 074568

On behalf of the Board

(Samiran Dutta)

Chairman cum Managing

Director & CEO

DIN- 08519303

(Rakesh Kumar Sahay)

Director (Finance)

& CFO

DIN- 10122335

Date: 23.04.2025

Place: Dhanbad

(M K Verma)

G.M. / HoD (Finance) I/C

(B.K. Parui)

Company Secretary





BHARAT COKING COAL LIMITED

(A Miniratna Company)

STATEMENT OF CHANGES IN EQUITY

A. EQUITY SHARE CAPITAL

As at March 31, 2025

(₹' Crore)

Particulars	Balance as at April 01, 2024	Changes In Equity Share Capital During The Period	Balance as at March 31, 2025
4,65,70,000 Equity Shares of ₹1000/- each*	4,657.00	-	4,657.00

As at 31.03.2024

Particulars	Balance as at April 01, 2023	Changes In Equity Share Capital During The Period	Balance as at March 31, 2024
4,65,70,000 Equity Shares of ₹1000/- each*	4,657.00	-	4,657.00

* In the meeting of the Board of Directors of BCCL dated April 15, 2025 it has been decided that the face value of shares be ₹10 each in place of ₹1000 each. This decision is subject to the approval of shareholders in the Annual General Meeting to be held for the Financial Year 2024-25.

B. OTHER EQUITY

(₹' Crore)

Particulars	Reserves and Surplus				OCI-Remeasurement of Defined Benefits Plans (net of Tax) -	Total
	Capital Redemption Reserve	Capital Reserve	General Reserve	Retained Earnings		
Balance as at April 01, 2024	-	-	140.99	557.48	(33.75)	664.72
Changes in accounting policy or prior period errors	-	-	-	-	-	-
Balance as at April 01, 2024	-	-	140.99	557.48	(33.75)	664.72
Profit for the year	-	-	-	1,240.19	(54.75)	1,185.44
Addition during the Period	-	-	-	-	-	-
Transfer to General reserve	-	-	78.22	(78.22)	-	-
Adjustments during the period	-	-	-	-	-	-
Interim Dividend	-	-	-	-	-	-
Final Dividend	-	-	-	(44.43)	-	(44.43)
Corporate Dividend tax	-	-	-	-	-	-
Buy Back of Shares	-	-	-	-	-	-
Tax on Buy back	-	-	-	-	-	-
Issue of Bonus Shares	-	-	-	-	-	-
Balance as at March 31, 2025	-	-	219.21	1,675.02	(88.50)	1,805.73



(₹' Crore)

Particulars	Reserves and Surplus				OCI- Remeasurement of Defined Benefits Plans (net of Tax) -	Total
	Capital Redemption reserve	Capital reserve	General Reserve	Retained Earnings		
Balance as at April 01, 2023	-	-	140.99	(1,006.98)	12.89	(853.10)
Profit for the year (Restated)	-	-		1,564.46	(46.64)	1,517.82
Addition during the Period						-
Transfer to General reserve	-	-				-
Adjustments during the period	-	-				-
Interim Dividend	-	-				-
Final Dividend	-	-				-
Corporate Dividend tax	-	-				-
Buy Back of Shares	-	-				
Tax on Buy back	-	-				-
Issue of Bonus Shares	-	-				-
Balance as at March 31, 2024	-	-	140.99	557.48	(33.75)	664.72

Refer Note 7.2 for dividend and the nature and purpose of Reserves and Surplus.

The Accompanying Note No. 1 to 16 form an integral part of the Financial Statements.

As per our report of even date

For Nag & Associates

Chartered Accountants

FRN - 312063E

(CA M M Prasad)

Partner

Mem. No - 074568

Date: 23.04.2025

Place: Dhanbad

On behalf of the Board

(Samiran Dutta)

Chairman cum Managing

Director & CEO

DIN- 08519303

(Rakesh Kumar Sahay)

Director (Finance)

& CFO

DIN- 10122335

(M K Verma)

G.M. / HoD (Finance) I/C

(B.K. Parui)

Company Secretary





BHARAT COKING COAL LIMITED

(A Miniratna Company)

BALANCE SHEET

FOR THE YEAR ENDED MARCH 31, 2025

NOTE 1

(A) Corporate Information :

Bharat Coking Coal Limited, a Miniratna Public Sector Undertaking, is a 100% Subsidiary of Coal India Limited (A Government of India Undertaking) having its Registered Office at Koyla Bhawan, Koyla Nagar, Dhanbad-826005. Bharat Coking Coal Limited, hereinafter to be referred as 'Company', was incorporated in January, 1972 to operate coking coal mines in the Jharia and Raniganj Coalfields, taken over by the Govt. of India on October 16, 1971 to ensure planned development of the scarce coking coal resources in the country. Since then the Company is engaged in mining of coal and allied activities largely in the state of Jharkhand and marginally in the State of West Bengal. It occupies an important place in as much as it produces bulk of the coking coal mined in the country.

The financial statements for the year ended March 31, 2025, were approved for issue by the Board of Directors of the company on April 23, 2025.

(B) Statement of Compliance and Recent Accounting Pronouncement :

i) Statement of Compliance -

These financial statements have been prepared in accordance with the Indian Accounting Standards (hereinafter referred to as the "Ind AS") as notified under the Companies (Indian Accounting Standards) Rules, 2015 (as amended) read with Section 133 of the Companies Act, 2013 ("the Act"). The Ind ASs issued, notified and made effective till the financial statements are authorised and have been considered for the purpose of preparation of these financial statements.

The accounting policies are applied consistently except where a newly issued accounting standard is initially adopted or a revision to an existing accounting standard requires a change in the accounting policy hitherto in use.

ii) Application of new and revised standards -

Ministry of Corporate Affairs (MCA) notifies new standards or amendments to the existing standards under Companies (Indian Accounting Standards) Rules, from time to time. MCA has not notified any new standards or amendments to the existing standards which are effective from April 01, 2025.





BHARAT COKING COAL LIMITED

(A Miniratna Company)

NOTE 2: MATERIAL ACCOUNTING POLICIES

For the Year Ended March 31, 2025

2.1 Basis of Preparation of Financial Statements

The Financial Statements have been prepared under the historical cost convention on accrual basis except certain financial instruments that are measured in terms of relevant Ind AS at amortized costs or fair value at the end of each reporting period.

Historical cost convention is generally based on the fair value of the consideration given in exchange for goods and services.

The functional currency of the Company is determined as the currency of the primary economic environment in which it operates. The Financial Statements are presented in Indian Rupees (₹) and all values are rounded off to the 'rupees in crore' up to two decimal points.

2.2 Current and Non-Current Classification

The Company presents assets and liabilities in the Balance Sheet based on current/ non-current classification. An asset is treated as current by the Company when:

- (a) it expects to realise the asset, or intends to sell or consume it, in its normal operating cycle;
- (b) it holds the asset primarily for the purpose of trading;
- (c) it expects to realise the asset within twelve months after the reporting period; or
- (d) the asset is cash or a cash equivalent (as defined in Ind AS 7) unless the asset is restricted from being exchanged or used to settle a liability for at least twelve months after the reporting period.

All other assets are classified as non-current.

A liability is treated as current by the Company when:

- (a) it expects to settle the liability in its normal operating cycle;
- (b) it holds the liability primarily for the purpose of trading;
- (c) the liability is due to be settled within twelve months after the reporting period; or
- (d) it does not have an unconditional right to defer settlement of the liability for at least twelve months after the reporting period. Terms of a liability that could, at the option of the counterparty, result in its settlement by the issue of equity instruments do not affect its classification.



All other liabilities are classified as non-current.

Having regard to the nature of the business being carried out by the Company, the Company has ascertained its operating cycle as twelve months for the purpose of current and non-current classification of assets and liabilities.

2.3 Revenue Recognition

Revenue from contracts with customers

Revenue is principally derived from the sale of coal, related ancillary services, and products. Revenue from sales of products is recognized when control of the products has transferred, being when the products are delivered to the customer. Delivery occurs when the products have been shipped or delivered to the specific location as the case may be, and the risks of loss have been transferred in accordance with the sales contract. The amount of revenue recognized reflects the consideration to which the Company is or expects to be entitled in exchange for those goods or services. Accumulated experience is used to estimate and provide for the variable consideration as per the sales contract, and revenue is only recognized to the extent that it is highly probable that a significant reversal will not occur. The amount of consideration does not contain a significant financing component as payment terms are less than one year as per the sales contracts.

The Company has a number of long-term contracts to supply products to customers in future periods. Generally, revenue is recognized on an invoice basis, as each unit sold is a separate performance obligation, and therefore the right to consideration from a customer corresponds directly with our performance completed to date.

Interest - Interest income from a financial asset is recognized when it is probable that the economic benefits will flow to the Group and the amount of income can be measured reliably. Interest income is accrued on a time basis, by reference to the principal outstanding and at the effective interest rate applicable, which is the rate that exactly discounts the estimated future cash receipts through the expected life of the financial asset to that asset's net carrying amount on initial recognition.

Dividends - Dividend is recognised when the company's right to receive the payment is established, which is generally when shareholders approve the dividend.

Other Claims - Revenue in respect of Other claims (including interest on delayed realization from customers) are recognized only when there is reasonable certainty as to the ultimate collection and the amount can be measured reliably.

2.4 Grants from Government

Government Grants are not recognised until there is reasonable assurance that the Company will comply with the conditions attached to them and that there is reasonable certainty that grants will be received.

Government grants are recognised in Statement of Profit and Loss on a systematic basis over the periods in which the Company recognises the related expenses or costs for which the grants are intended to compensate.



Government Grants related to assets are presented in the balance sheet by setting up the grant as deferred income and are recognised in Statement of Profit and Loss on systematic basis over the useful life of asset.

Grants related to income (i.e. grant related to other than assets) are presented as part of statement of profit and loss under the head 'Other Income'.

A government grant/assistance that becomes receivable as compensation for expenses or losses already incurred or for the purpose of giving immediate financial support to the Company with no future related costs, is recognised in profit or loss of the period in which it becomes receivable.

The Government grants or grants in the nature of promoter's contribution is recognised directly in "Capital Reserve" which forms part of the "Shareholders fund".

2.5 Leases (Ind AS 116)

A contract is, or contains, a lease if the contract conveys the right to control the use of an identified asset for a period of time in exchange for consideration.

2.5.1 Company as a lessee

The Company assesses whether a contract contains a lease, at inception of a contract. A contract is, or contains, a lease if the contract conveys the right to control the use of an identified asset for a period of time in exchange for consideration. To assess whether a contract conveys the right to control the use of an identified asset, the Company assesses whether: (i) the contract involves the use of an identified asset (ii) the Company has substantially all of the economic benefits from use of the asset through the period of the lease and (iii) the Company has the right to direct the use of the asset.

At the commencement date, a lessee shall recognise a right-of-use asset at cost and a lease liability at the present value of the lease payments that are not paid at that date for all leases unless the lease term is 12 months or less or the underlying asset is of low value.

Subsequently, right-of-use asset is measured using cost model whereas, the lease liability is measured by increasing the carrying amount to reflect interest on the lease liability, reducing the carrying amount to reflect the lease payments made and re-measuring the carrying amount to reflect any reassessment or lease modifications.

The lease liability is initially measured at amortized cost at the present value of the future lease payments. The lease payments are discounted using the interest rate implicit in the lease or, if not readily determinable, using the incremental borrowing rates of these leases. Lease liabilities are premeasured with a corresponding adjustment to the related right of use asset if the Company changes its assessment if whether it will exercise an extension or a termination option. Lease liability and ROU asset are separately presented in the Balance Sheet and lease payments are classified as financing cash flows. Lease liability obligations is presented separately under the head "Financial Liabilities".



Finance charges are recognised in finance costs in the Statement of Profit and Loss, unless the costs are included in the carrying amount of another asset applying other applicable standards.

Right-of-use asset is depreciated over the useful life of the asset, if the lease transfers ownership of the asset to the lessee by the end of the lease term or if the cost of the right-to-use asset reflects that the lessee will exercise a purchase option. Otherwise, the lessee shall depreciate the right-to-use asset from the commencement date to the earlier of the end of the useful life of the right-of-use asset or the end of the lease term.

2.5.2 Company as a lessor

Assets are given on lease either as finance lease or operating lease.

Finance Lease: A lease is classified as finance lease if it transfers substantially all the risks and rewards incidental to ownership of an underlying asset. Initially, asset held under finance lease is recognised in Balance Sheet and presented as a receivable at an amount equal to the net investment in the lease. Finance income is recognised over the lease term, based on a pattern reflecting a constant periodic rate of return on Company's net investment in the lease.

Operating Lease: A lease which is not classified as a finance lease is an operating lease. The Company recognises lease payments in case of assets given on operating leases as income on a straight line basis.

2.6 Non-Current Assets Held for Sale

The Company classifies non-current assets and (or disposal groups) as held for sale if their carrying amounts will be recovered principally through a sale rather than through continuing use. Actions required to complete the sale should indicate that it is unlikely that significant changes to the sale will be made or that the decision to sell will be withdrawn. Management must be committed to the sale expected to be completed within one year from the date of classification.

For these purposes, sale transactions include exchanges of non-current assets for other non-current assets when the exchange has commercial substance. The criteria for held for sale classification is regarded met only when the assets or disposal group is available for immediate sale in its present condition, subject only to terms that are usual and customary for sales of such assets (or disposal groups), its sale is highly probable; and it will genuinely be sold, not abandoned. The Company treats sale of the asset or disposal group to be highly probable when:

- The appropriate level of management is committed to a plan to sell the asset (or disposal group),
- An active programme to locate a buyer and complete the plan has been initiated
- The asset (or disposal group) is being actively marketed for sale at a price that is reasonable in relation to its current fair value,
- The sale is expected to qualify for recognition as a completed sale within one year from the date of classification, and



- Actions required to complete the plan indicate that it is unlikely that significant changes to the plan will be made or that the plan will be withdrawn.

Non-current asset or disposal groups classified as held for sale are measured at the lower of carrying amount and fair value less costs to sell.

2.7 Property, Plant and Equipment (PPE) and Depreciation

An item of PPE is recognized as an asset if it is probable that future economic benefits associated with the item will flow to the Company and the cost of the item can be measured reliably.

PPE are initially measured at cost of acquisition/construction including decommissioning or restoration cost wherever required. Cost of land includes expenditures which are directly attributable to the acquisition of the land like, rehabilitation expenses, resettlement cost and compensation in lieu of employment incurred for concerned displaced persons etc.

After recognition, an item of all other Property, plant and equipment are carried at its cost less any accumulated depreciation and any accumulated impairment losses under Cost Model. The cost of an item of property, plant and equipment comprises:

- (a) its purchase price, including import duties and non-refundable purchase taxes, after deducting trade discounts and rebates.
- (b) any costs directly attributable to bringing the asset to the location and condition necessary for it to be capable of operating in the manner intended by management.
- (c) the initial estimate of the costs of dismantling and removing the item and restoring the site on which it is located, the obligation for which the Company incurs either when the item is acquired or as a consequence of having used the item during a particular period for purposes other than to produce inventories during that period.
- (d) Interest on Borrowings utilized to finance the construction of qualifying assets are capitalised as part of cost of the asset until such time that the asset is ready for its intended use.

Each part of an item of property, plant and equipment with a cost that is significant in relation to the total cost of the item is depreciated separately. However, significant part(s) of an item of PPE having same useful life and depreciation method are grouped together in determining the depreciation charge.

Costs of the day to-day servicing described as 'repairs and maintenance' are recognised in the statement of profit and loss in the period in which the same are incurred.

Subsequent cost of replacing parts which are significant in relation to the total cost of an item of property, plant and equipment are recognised in the carrying amount of the item, if it is probable that future economic benefits associated with the item will flow to the Company; and the cost of the item can be measured reliably. The carrying amount of those parts that are replaced is derecognised in accordance with the derecognition policy mentioned below.



When major inspection is performed, its cost is recognised in the carrying amount of the item of property, plant and equipment as a replacement if it is probable that future economic benefits associated with the item will flow to the Company; and the cost of the item can be measured reliably. Any remaining carrying amount of the cost of the previous inspection (as distinct from physical parts) is derecognised.

An item of Property, plant or equipment is derecognised upon disposal or when no future economic benefits are expected from the continuing use of assets. Any gain or loss arising on such derecognition of an item of property plant and equipment is recognised in profit and Loss.

Depreciation on property, plant and equipment, except freehold land, is provided as per cost model on straight line basis over the estimated useful lives of the asset as follows:

Other Land (incl. Leasehold Land) :	Life of the project or lease term whichever is lower
Building (incl. Roads) :	3-60 years
Telecommunication :	3-9 years
Railway Sidings :	15 years
Plant and Equipment (incl. Railway Corridor, Others) :	1-30 years
Computers and Laptops :	3 Years
Office equipment :	3-5 years
Furniture and Fixtures :	10 years
Vehicles :	8-10 years

Based on technical evaluation, the management believes that the useful lives given above best represent the period over which the management expects to use the asset. Hence the useful lives of the assets may be different from the useful lives as prescribed under Part C of Schedule II of the Companies Act, 2013.

The estimated useful life of the assets is reviewed at the end of each financial year.

The residual value of Property, plant and equipment is considered as 5% of the original cost of the asset except for some items of assets such as other land, site restoration asset, other mining infrastructure, surveyed off assets. Useful life has been technically estimated to be one year with nil residual value for items such as Coal tub, winding ropes, haulage ropes, stowing pipes and safety lamps etc.

Depreciation on the assets added/disposed of during the year is provided on pro-rata basis with reference to the month of addition / disposal.

Value of “Other Land” includes land acquired under Coal Bearing Area (Acquisition & Development) (CBA) Act, 1957, Land Acquisition Act, 1894, Right to Fair Compensation and Transparency in Land Acquisition, Rehabilitation and Resettlement (RFCTLAAR) Act, 2013, Long term transfer of government land etc., which are amortised on the basis of the balance life of the project; and in case of Leasehold land such amortisation is based on lease period or balance life of the project whichever is lower.

Assets that are fully depreciated and retired from active use are disclosed separately as surveyed off assets at its residual value under Property, Plant Equipment and are tested for impairment.



Transition to Ind AS

The Company elected to continue with the carrying value as per the cost model (for all of its property, plant and equipment as recognised in the financial statements as at the date of transition to Ind ASs, measured as per the previous GAAP.

2.8 Mine Closure, Site Restoration and Decommissioning Obligation

The Company's obligation for land reclamation and decommissioning of structures consists of spending at both surface and underground mines in accordance with the guidelines from the Ministry of Coal, Government of India. The Company estimates its obligation for Mine Closure, Site Restoration and Decommissioning based upon detailed calculation and technical assessment of the amount and timing of the future cash spending to perform the required work. Mine Closure expenditure is provided as per approved Mine Closure Plan. The estimates of expenses are escalated for inflation, and then discounted at a discount rate that reflects current market assessment of the time value of money and the risks, such that the amount of provision reflects the present value of the expenditures expected to be incurred to settle the obligation. The Company records a corresponding asset associated with the liability for final reclamation and mine closure. The obligation and corresponding assets are recognised in the period in which the liability is incurred. The asset representing the total site restoration cost (as estimated by Central Mine Planning and Design Institute Limited) as per the mine closure plan is recognised as a separate item in PPE and amortised over the balance project/mine life.

The value of the provision is progressively increased over time as the effect of discounting unwinds; creating an expense recognised as a financial expense.

Further, a specific escrow fund account is maintained for this purpose as per the approved mine closure plan.

The progressive mine closure expenses incurred on year to year basis forming part of the total mine closure obligation are initially recognised as receivable from the escrow account and thereafter adjusted with the obligation in the year in which the amount is withdrawn after the concurrence of the certifying agency.

2.9 Exploration and Evaluation Assets

Exploration and evaluation assets comprise costs that are attributable to the search for coal and related resources, pending the determination of technical feasibility and the assessment of commercial viability of an identified resource which comprises inter alia the following:

- acquisition of rights to explore
- researching and analysing historical exploration data;
- gathering exploration data through topographical, geo-chemical and geo-physical studies;
- exploratory drilling, trenching, and sampling;
- determining and examining the volume and grade of the resource;
- surveying transportation and infrastructure requirements;
- Conducting market and finance studies.



The above includes employee remuneration, cost of materials and fuel used, payments to contractors etc.

As the intangible component represents an insignificant/indistinguishable portion of the overall expected tangible costs to be incurred and recouped from future exploitation, these costs along with other capitalised exploration costs are recorded as exploration and evaluation assets.

Exploration and evaluation costs are capitalised on a project-by-project basis pending the determination of technical feasibility and commercial viability of the project and disclosed as a separate line item under non-current assets. They are subsequently measured at cost less accumulated impairment/provision.

Once proved reserves are determined and the development of mines/projects are sanctioned, exploration and evaluation assets are transferred to “Development” under capital work in progress. However, if proved reserves are not determined, the exploration and evaluation asset is derecognised.

2.10 Development Expenditure

When proved reserves are determined and the development of mines/projects are sanctioned, capitalised exploration and evaluation cost is recognised as assets under construction and disclosed as a component of capital work in progress under the head “Development”. All subsequent development expenditure is also capitalised. The development expenditure capitalised is net of proceeds from the sale of coal extracted during the development phase.

Commercial Operation

The project/mines are brought to revenue; when commercial readiness of a project/mine to yield production on a sustainable basis is established either on the basis of conditions specifically stated in the project report or on the basis of the following criteria:

- (a) From the beginning of the financial year immediately after the year in which the project achieves physical output of 25% of rated capacity as per the approved project report, or
- (b) 2 years of touching coal, or
- (c) From the beginning of the financial year in which the value of production is more than total, expenses.

Whichever event occurs first;

On being brought to revenue, the assets under capital work in progress are reclassified as a component of property, plant, and equipment under the nomenclature “Other Mining Infrastructure”. Other Mining infrastructures are amortised from the year when the mine is brought under revenue in 20 years or the working life of the project whichever is less.

2.11 Intangible Assets and Amortisation

Intangible assets acquired separately are measured on initial recognition at cost. Cost includes any directly attributable expenses necessary to make the assets ready for its intended use. After initial recognition, intangible assets are carried at cost less any accumulated amortisation and accumulated impairment losses.



Subsequent expenditure is recognized as an increase in the carrying amount of the asset when it is probable that future economic benefits deriving from the cost incurred will flow to the Company and the cost of the item can be measured reliably.

An item of Intangible asset is derecognized upon disposal or when no future economic benefits are expected from its use or disposal. Gains or losses arising from the derecognition of an intangible asset are measured as the difference between the net disposal proceeds and the carrying amount of the asset and are recognised in the Statement of Profit and Loss when the asset is derecognised.

Internally generated intangibles, excluding capitalised development costs, are not capitalised. Instead, the related expenditure is recognised in the statement of profit and loss and other comprehensive income in the period in which the expenditure is incurred.

The useful lives of intangible assets are assessed as either finite or indefinite. Intangible assets with finite lives are amortised over their useful economic lives and assessed for impairment whenever there is an indication that the intangible asset may be impaired. The amortisation period and the amortisation method for an intangible asset with a finite useful life are reviewed at least at the end of each reporting period. Changes in the expected useful life or the expected pattern of consumption of future economic benefits embodied in the asset are considered to modify the amortisation period or method, as appropriate, and are treated as changes in accounting estimates. The amortisation expense on intangible assets with finite lives is recognised in the statement of profit and loss. Amortisation of intangible asset is provided on straight line basis over the estimated useful lives of the intangible asset as follows:

<u>Intangible Assets</u>	<u>Useful Life</u>
SAP/ERP :	6 Years
Other Computer Software :	License period
Rail Corridor :	Life as per MoU contract period

An intangible asset with an indefinite useful life is not amortised but is tested for impairment at each reporting date.

Exploration and Evaluation assets attributable to blocks identified for sale or proposed to be sold to outside agencies (i.e. for blocks not earmarked for CIL) are however, classified as Intangible Assets and tested for impairment.

Expenditure on research is charged to expenditure as and when incurred. Expenditure on development is capitalized only if the expenditure can be measured reliably, the product or process is technically and commercially feasible, future economic benefits are probable and the Company intends to & has sufficient resources to complete development and to use or sell the asset.

2.12 Impairment of Assets (Other than Financial Assets)



The Company assesses at the end of each reporting period whether there is any indication that an asset may be impaired. If any such indication exists, the Company estimates the recoverable amount of the asset. An asset's recoverable amount is the higher of the asset's or cash-generating unit's value in use and its fair value less costs of disposal, and is determined for an individual asset, unless the asset does not generate cash inflows that are largely independent of those from other assets or groups of assets, in which case the recoverable amount is determined for the cash-generating unit to which the asset belongs. The Company considers individual mines as separate cash-generating units for the purpose of a test of impairment.

If the recoverable amount of an asset is estimated to be less than its carrying amount, the carrying amount of the asset is reduced to its recoverable amount and the impairment loss is recognised in the Statement of Profit and Loss.

2.13 Investment Property

Property (land or a building or part of a building or both) held to earn rentals or for capital appreciation or both, rather than for, use in the production or supply of goods or services or for administrative purposes; or sale in the ordinary course of businesses are classified as an investment property.

Investment property is measured initially at its cost, including related transaction costs and where applicable borrowing costs.

Investment properties are depreciated using the straight-line method over their estimated useful lives.

2.14 Financial Instruments

A financial instrument is any contract that gives rise to a financial asset of one entity and a financial liability or equity instrument of another entity.

2.14.1 Financial assets

2.14.1 Initial recognition and measurement

All financial assets are recognised initially at fair value, in the case of financial assets not recorded at fair value through profit or loss, plus transaction costs that are attributable to the acquisition of the financial asset. Purchases or sales of financial assets that require delivery of assets within a time frame established by regulation or convention in the market place (regular way trades) are recognised on the trade date, i.e., the date that the Company commits to purchase or sell the asset. However, trade receivables that do not contain a significant financing component are measured at transaction price.

2.14.2 Subsequent measurement

For purposes of subsequent measurement, financial assets are classified in four categories:

- Debt instruments at amortised cost
- Debt instruments at fair value through other comprehensive income (FVTOCI)
- Debt instruments, derivatives and equity instruments at fair value through profit or loss (FVTPL)



- Equity instruments measured at fair value through other comprehensive income (FVTOCI)

2.14.2.1 Debt instruments at amortised cost

A 'debt instrument' is measured at the amortised cost if both the following conditions are met:

- a) The asset is held within a business model whose objective is to hold assets for collecting contractual cash flows, and
- b) Contractual terms of the asset give rise on specified dates to cash flows that are solely payments of principal and interest (SPPI) on the principal amount outstanding.

After initial measurement, such financial assets are subsequently measured at amortised cost using the effective interest rate (EIR) method. Amortised cost is calculated by taking into account any discount or premium on acquisition and fees or costs that are an integral part of the EIR. The EIR amortisation is included in finance income in the profit or loss. The losses arising from impairment are recognised in the profit or loss.

2.14.2.2 Debt instrument at FVTOCI

A 'debt instrument' is classified as at the FVTOCI if both of the following criteria are met:

- a) The objective of the business model is achieved both by collecting contractual cash flows and selling the financial assets, and
- b) The asset's contractual cash flows represent SPPI.

Debt instruments included within the FVTOCI category are measured initially as well as at each reporting date at fair value. Fair value movements are recognized in the other comprehensive income (OCI). However, the Company recognizes interest income, impairment losses & reversals and foreign exchange gain or loss in the P&L. On derecognition of the asset, cumulative gain or loss previously recognised in OCI is reclassified from the equity to P&L. Interest earned whilst holding FVTOCI debt instrument is reported as interest income using the EIR method.

2.14.2.3 Debt instrument at FVTPL

FVTPL is a residual category for debt instruments. Any debt instrument, which does not meet the criteria for categorization as at amortized cost or as FVTOCI, is classified as at FVTPL.

In addition, the Company may elect to designate a debt instrument, which otherwise meets amortized cost or FVTOCI criteria, as at FVTPL. However, such election is allowed only if doing so reduces or eliminates a measurement or recognition inconsistency (referred to as 'accounting mismatch'). The Company has not designated any debt instrument as at FVTPL.

Debt instruments included within the FVTPL category are measured at fair value with all changes recognized in the P&L.



2.14.2.4 Equity investments in subsidiaries, associates and Joint Ventures

In accordance of Ind AS 101 (First time adoption of Ind AS), the carrying amount of these investments as per previous GAAP as on the date of transition is considered to be the deemed cost. Subsequently Investment in subsidiaries, associates and joint ventures are measured at cost.

In case of consolidated financial statement, Equity investments in associates and joint ventures are accounted as per equity method as prescribed in para 10 of Ind AS 28.

2.14.2.5 Other Equity Investment

All other equity investments in scope of Ind AS 109 are measured at fair value through profit or loss.

The Company may make an irrevocable election to present in other comprehensive income subsequent changes in the fair value. The Company makes such election on an instrument by-instrument basis. The classification is made on initial recognition and is irrevocable.

All fair value changes of an equity instrument classified at FVTOCI, are recognized in OCI. There is no subsequent reclassification of fair value gains and losses to the Statement of Profit and Loss. However, the Company may transfer the cumulative gain or loss within equity. Dividends from such investments are recognised in the Statement of Profit and Loss as “other income” when the Company’s right to receive payments is established.

Equity instruments included within the FVTPL category are measured at fair value with all changes recognized in the P&L.

2.14.2.6 Derecognition

A financial asset (or, where applicable, a part of a financial asset or part of a group of similar financial assets) is primarily derecognised (i.e. removed from the balance sheet) when:

- The rights to receive cash flows from the asset have expired, or
- The Company has transferred its rights to receive cash flows from the asset or has assumed an obligation to pay the received cash flows in full without material delay to a third party under a ‘pass-through’ arrangement; and either (a) the Company has transferred substantially all the risks and rewards of the asset, or (b) the Company has neither transferred nor retained substantially all the risks and rewards of the asset, but has transferred control of the asset.

When the Company has transferred its rights to receive cash flows from an asset or has entered into a pass-through arrangement, it evaluates if and to what extent it has retained the risks and rewards of ownership. When it has neither transferred nor retained substantially all of the risks and rewards of the asset, nor transferred control of the asset, the Company continues to recognise the transferred asset to the extent of the Company’s continuing involvement. In that case, the Company also recognises an associated liability. The transferred asset and the associated liability are measured on a basis that reflects the rights and obligations that the Company has retained. Continuing involvement that takes the form of a guarantee over the transferred asset is measured at



the lower of the original carrying amount of the asset and the maximum amount of consideration that the Company could be required to repay.

2.14.2.7 Impairment of financial assets (other than fair value)

In accordance with Ind AS 109, the Company applies expected credit loss (ECL) model for measurement and recognition of impairment loss on the following financial assets and credit risk exposure:

- a) Financial assets that are debt instruments, and are measured at amortised cost e.g., loans, debt securities, deposits, trade receivables and bank balance
- b) Financial assets that are debt instruments and are measured as at FVTOCI
- c) Lease receivables under Ind AS 116
- d) Trade receivables or any contractual right to receive cash or another financial asset that result from transactions that are within the scope of Ind AS 115.

The Company follows 'simplified approach' for recognition of impairment loss allowance on:

- Trade receivables or contract revenue receivables; and
- All lease receivables resulting from transactions within the scope of Ind AS 116

The application of simplified approach does not require the Company to track changes in credit risk. Rather, it recognises impairment loss allowance based on lifetime ECLs at each reporting date, right from its initial recognition.

2.14.3 Financial liabilities

2.14.3.1 Initial recognition and measurement

The Company's financial liabilities include trade and other payables, loans and borrowings including bank overdrafts.

All financial liabilities are recognised initially at fair value and, in the case of loans and borrowings and payables, net of directly attributable transaction costs.

2.14.3.2 Subsequent measurement

The measurement of financial liabilities depends on their classification, as described below:

2.14.3.3 Financial liabilities at fair value through profit or loss

Financial liabilities at fair value through profit or loss include financial liabilities held for trading and financial liabilities designated upon initial recognition as at fair value through profit or loss. Financial liabilities are classified as held for trading if they are incurred for the purpose of repurchasing in the near term. This category also includes derivative financial instruments entered into by the Company that are not designated as hedging instruments in hedge relationships as defined by Ind AS 109. Separated embedded derivatives are also classified as held for trading unless they are designated as effective hedging instruments.



Gains or losses on liabilities held for trading are recognised in the profit or loss.

2.14.3.4 Financial liabilities at amortised cost

After initial recognition, these are subsequently measured at amortised cost using the effective interest rate method. Gains and losses are recognised in profit or loss when the liabilities are derecognised as well as through the effective interest rate amortisation process. Amortised cost is calculated by taking into account any discount or premium on acquisition and fees or costs that are an integral part of the effective interest rate. The effective interest rate amortisation is included as finance costs in the statement of profit and loss.

2.14.3.5 Derecognition

A financial liability is derecognised when the obligation under the liability is discharged or cancelled or expires. When an existing financial liability is replaced by another from the same lender on substantially different terms, or the terms of an existing liability are substantially modified, such an exchange or modification is treated as the derecognition of the original liability and the recognition of a new liability. The difference between the carrying amount of a financial liability (or part of a financial liability) extinguished or transferred to another party and the consideration paid, including any non-cash assets transferred or liabilities assumed, shall be recognised in profit or loss.

2.14.4 Reclassification of financial assets

The Company determines classification of financial assets and liabilities on initial recognition. After initial recognition, no reclassification is made for financial assets which are equity instruments and financial liabilities. For financial assets which are debt instruments, a reclassification is made only if there is a change in the business model for managing those assets. Changes to the business model are expected to be infrequent. The Company's senior management determines change in the business model as a result of external or internal changes which are significant to the Company's operations. Such changes are evident to external parties. A change in the business model occurs when the Company either begins or ceases to perform an activity that is significant to its operations. If Company reclassifies financial assets, it applies the reclassification prospectively from the reclassification date which is the first day of the immediately next reporting period following the change in business model. The Company does not restate any previously recognised gains, losses (including impairment gains or losses) or interest.

The following table shows various reclassification and how they are accounted for



Original Classification	Revised Classification	Accounting Treatment
Amortised cost	FVTPL	Fair value is measured at reclassification date. Difference between previous amortized cost and fair value is recognised in P&L.
FVTPL	Amortised Cost	Fair value at reclassification date becomes its new gross carrying amount. EIR is calculated based on the new gross carrying amount.
Amortised cost	FVTOCI	Fair value is measured at reclassification date. Difference between previous amortised cost and fair value is recognised in OCI. No change in EIR due to reclassification.
FVTOCI	Amortised cost	Fair value at reclassification date becomes its new amortised cost carrying amount. However, cumulative gain or loss in OCI is adjusted against fair value. Consequently, the asset is measured as if it had always been measured at amortised cost.
FVTPL	FVTOCI	Fair value at reclassification date becomes its new carrying amount. No other adjustment is required.
FVTOCI	FVTPL	Assets continue to be measured at fair value. Cumulative gain or loss previously recognized in OCI is reclassified to P&L at the reclassification date.

2.14.5 Offsetting of financial instruments

Financial assets and financial liabilities are offset and the net amount is reported in the balance sheet if there is a currently enforceable legal right to offset the recognised amounts and there is an intention to settle on a net basis, to realise the assets and settle the liabilities simultaneously.



2.14.6 Fair value measurement of financial instruments

Fair value is the price that would be received to sell an asset or paid to transfer a liability in an orderly transaction between market participants at the measurement date under current market conditions.

The Company categorizes assets and liabilities measured at fair value into one of three levels depending on the ability to observe inputs employed for such measurement:

- (a) Level 1: inputs are quoted prices (unadjusted) in active markets for identical assets or liabilities.
- (b) Level 2: inputs other than quoted prices included within level 1 that are observable either directly or indirectly for the asset or liability.
- (c) Level 3: inputs for the asset or liability which are not based on observable market data (unobservable inputs).

The Company has an established control framework with respect to the measurement of fair values. This includes a finance team that has overall responsibility for overseeing all significant fair value measurements who regularly review significant unobservable inputs, valuation adjustments and fair value hierarchy under which the valuation should be classified.

2.14.7 Cash and Cash equivalents

Cash and cash equivalent in the balance sheet comprise cash at banks and on hand and short-term deposits with an original maturity of three months or less, which are subject to an insignificant risk of changes in value. For the purpose of the statement of cash flows, cash and cash equivalents consist of cash and short-term deposits, as defined above, net of outstanding bank overdrafts as they are considered an integral part of the Company's cash management.

2.15 Borrowing Costs

Borrowing costs are expensed as and when incurred except where they are directly attributable to the acquisition, construction or production of qualifying assets i.e. the assets that necessarily takes substantial period of time to get ready for its intended use, in which case they are capitalised as part of the cost of related asset up to the date when the qualifying asset is ready for its intended use.

2.16 Taxation

Income tax expense represents the sum of the tax currently payable and deferred tax.

Current tax is the amount of income taxes payable (recoverable) in respect of the taxable profit (tax loss) for a period. Taxable profit differs from "profit before income tax" as reported in the statement of profit and loss and other comprehensive income because it excludes items of income or expense that are taxable or deductible in other years and it further excludes items that are never taxable or deductible. The Company's liability for current tax is calculated using tax rates that have been enacted or substantively enacted by the end of the reporting period.



Deferred tax liabilities are generally recognised for all taxable temporary differences. Deferred tax assets are generally recognised for all deductible temporary difference to the extent that it is probable that taxable profits will be available against which those deductible temporary differences can be utilised. Such assets and liabilities are not recognised if the temporary difference arises from goodwill or from the initial recognition (other than in a business combination) of other assets and liabilities in a transaction that affects neither the taxable profit nor the accounting profit.

Deferred tax liabilities are recognised for taxable temporary differences associated with investments in subsidiaries and associates, except where the Company is able to control the reversal of the temporary difference and it is probable that the temporary difference will not reverse in the foreseeable future. Deferred tax assets arising from deductible temporary differences associated with such investments and interests are only recognised to the extent that it is probable that there will be sufficient taxable profits against which to utilise the benefits of the temporary differences.

The carrying amount of deferred tax assets is reviewed at the end of each reporting period and reduced to the extent that it is no longer probable that sufficient taxable profits will be available to allow all or part of the asset to be recovered. Unrecognised deferred tax assets are reassessed at the end of each reporting year and are recognised to the extent that it has become probable that sufficient taxable profit will be available to allow all or part of the deferred tax asset to be recovered.

Deferred tax assets and liabilities are measured at the tax rates that are expected to apply in the period in which the liability is settled or the asset is realised, based on tax rate (and tax laws) that have been enacted or substantively enacted by the end of the reporting period.

The measurement of deferred tax liabilities and assets reflects the tax consequences that would follow from the manner in which the Company expects, at the end of the reporting period, to recover or settle the carrying amount of its assets and liabilities.

Current and deferred tax are recognised in profit or loss, except when they relate to items that are recognised in other comprehensive income or directly in equity, in which case, the current and deferred tax are also recognised in other comprehensive income or directly in equity respectively. Where current tax or deferred tax arises from the initial accounting for a business combination, the tax effect is included in the accounting for the business combination.

Deferred income tax assets and liabilities are offset when there is a legally enforceable right to offset current tax assets against current tax liabilities, and when the deferred income tax assets and liabilities relate to income taxes levied by the same taxation authority on either the taxable entity or different taxable entities where there is an intention to settle the balances on a net basis.



2.17 Employee Benefits

2.17.1 Short-term Benefits

Short-term employee benefits are employee benefits (other than termination benefits) that are expected to be settled wholly before twelve months after the end of the annual reporting period in which the employees render the related service.

All short-term employee benefits are recognized in the period in which the services are rendered by employees.

2.17.2 Post-employment benefits and other long term employee benefits

2.17.2.1 Defined contributions plans

A defined contribution plan is a post-employment benefit plan under which the Company pays a fixed contribution into a fund maintained by a separate body and the Company will have no legal or constructive obligation to pay further amounts. Obligations for contributions to defined contribution plans are recognised as an employee benefit expense in the statement of profit and loss in the periods during which services are rendered by employees.

2.17.2.2 Defined benefit plans

A defined benefit plan is a post-employment benefit plan other than a defined contribution plan. The Company's net obligation in respect of defined benefit plans is calculated by estimating the amount of future benefit that employees have earned in return of their service in the current and prior periods. The benefit is discounted to determine its present value and reduced by the fair value of plan assets, if any. The discount rate is based on the prevailing market yields of Indian Government securities as at the reporting date that have maturity dates approximating the terms of the Company's obligations and that are denominated in the same currency in which the benefits are expected to be paid.

The application of actuarial valuation involves making assumptions about the discount rate, expected rates of return on assets, future salary increases, mortality rates etc. Due to the long-term nature of these plans, such estimates are subject to uncertainties. The calculation is performed at each balance sheet by an actuary using the projected unit credit method. When the calculation results in the benefit to the Company, the recognised asset is limited to the present value of the economic benefits available in the form of any future refunds from the plan or reduction in future contributions to the plan. An economic benefit is available to the Company if it is realisable during the life of the plan, or on settlement of plan liabilities.

Re-measurement of the net defined benefit liability, which comprises actuarial gain and losses considering the return on plan assets (excluding interest) and the effects of the assets ceiling (if any, excluding interest) are recognised immediately in the other comprehensive income. The Company determines the net interest expense (income) on the net defined benefit liability (asset) for the period by applying the discount rate used to measure the defined benefit obligation at the beginning of the annual period to the then net defined benefit liability (asset), taking into account any changes in the net defined benefit liability (asset) during the period as a result of contributions and benefit payments. Net interest expense and other expenses related to defined benefit plans are recognised in profit and loss.



When the benefits of the plan are improved, the portion of the increased benefit relating to past service by employees is recognised as an expense immediately in the statement of profit and loss.

2.17.3 Other long-term employee benefits

Other long-term employee benefits are all employee benefits other than short-term employee benefits, post-employment benefits and termination benefits.

Other long-term employee benefits include items which are not expected to be settled wholly before twelve months after the end of the annual reporting period in which the employees render the related service.

For other long-term employee benefits, net total of the following amounts is recognized in the statement of profit or loss:

- (a) Service cost
- (b) Net interest on the net defined benefit liability (asset)
- (c) Re-measurements of the net defined benefit liability (asset)

2.18 Foreign Currency

Transactions in foreign currencies are converted into the reported currency of the Company using the exchange rate prevailing at the transaction date. Monetary assets and liabilities denominated in foreign currencies outstanding at the end of the reporting period are translated at the exchange rates prevailing as at the end of reporting period. Exchange differences arising on the settlement of monetary assets and liabilities or on translating monetary assets and liabilities at rates different from those at which they were translated on initial recognition during the period or in previous financial statements are recognised in statement of profit and loss in the period in which they arise.

Non-monetary items denominated in foreign currency are valued at the exchange rates prevailing on the date of transactions.

2.19 Stripping Activity

In case of opencast mining, the mine waste materials (“overburden”) which consists of soil and rock on the top of coal seam is required to be removed to get access to the coal and its extraction. The process of removing overburden to access coal is referred to as stripping. Stripping is necessary to obtain access to coal and occurs throughout the life of an opencast mine. Stripping costs during development and production phases are classified in property, plant, and equipment. Stripping costs are accounted for separately for individual mines.

The company accounts for stripping activities as follows:

Stripping costs during the Development phase -

These are initial overburden removal costs incurred to obtain access to coal to be extracted. These costs are capitalised when it is probable that future economic benefits will flow to the Group and costs can be measured reliably. Once the production phase begins, capitalised development stripping costs are amortised over the mine life.



Stripping costs during the production phase -

These are overburden removal costs incurred after the mine has been brought to revenue as per the policy of the group. Stripping costs during the production phase can give rise to two benefits, the extraction of coal in the current period and improved access to coal which will be extracted in future periods. Stripping costs during the production phase are allocated between the inventory produced and the stripping activity asset using a standard strip ratio (overburden-to-coal). The standard strip ratio is the total volume of Overburden expected to be removed over the life of the mine against the total coal to be extracted over the life of the mine. When the actual volume of overburden removed is greater than the expected volume of overburden removal, the stripping cost for excess overburden removed over the expected overburden removal is capitalised to the stripping activity asset. The stripping activity asset is amortised over the expected useful life of the mine. Changes in geo-mining conditions may have an impact on the standard strip ratio. Changes to the ratio are accounted for prospectively. Stripping activity asset are included separately under Property, plant, and equipment.

The group recognises Stripping activity asset for stripping costs during the production phase in the mines with a rated capacity of one million Tonnes per annum and above.

2.20 Inventories

2.20.1 Stock of Coal

Inventories of coal/coke are stated at lower of cost and net realisable value. The cost of inventories are calculated using the Weighted Average method. Net realisable value represents the estimated selling price of inventories less all estimated costs of completion and costs necessary to make the sale.

Book stock of coal is considered in the accounts where the variance between book stock and measured stock is up to +/- 5% and in cases where the variance is beyond +/- 5% the measured stock is considered. Such stocks are valued at net realisable value or cost whichever is lower. Coke is considered as a part of the stock of coal.

Coal & coke-fines are valued at lower of cost or net realisable value and considered as a part of the stock of coal.

Slurry (coking/semi-coking), middling of washeries, and by products are valued at net realisable value and considered as a part of the stock of coal.

2.20.2 Stores, Spares, and Other Inventories

The Stock of stores and spares including other inventories are valued at cost calculated on the basis of the weighted average method.

Provisions are made at the rate of 100% for unserviceable, damaged and obsolete stores and spares and at the rate of 50% for stores & spares not moved for 5 years.



2.21 Provisions, Contingent Liabilities & Contingent Assets

Provisions are recognized when the Company has a present obligation (legal or constructive) as a result of a past event, and it is probable that an outflow of economic benefits will be required to settle the obligation and a reliable estimate of the amount of the obligation can be made. Where the time value of money is material, provisions are stated at the present value of the expenditure expected to settle the obligation.

All provisions are reviewed at each balance sheet date and adjusted to reflect the current best estimate.

Where it is not probable that an outflow of economic benefits will be required, or the amount cannot be estimated reliably, the obligation is disclosed as a contingent liability, unless the probability of outflow of economic benefits is remote. Possible obligations, whose existence will only be confirmed by the occurrence or non-occurrence of one or more future uncertain events not wholly within the control of the Company, are also disclosed as contingent liabilities unless the probability of outflow of economic benefits is remote.

Contingent assets are possible assets that arise from past events and whose existence will be confirmed only by the occurrence or non-occurrence of one or more uncertain future events not wholly within the control of the Company. Contingent assets are disclosed in the financial statements when inflow of economic benefits is probable on the basis of the judgment of management. These are assessed continually to ensure that developments are appropriately reflected in the financial statements.

2.22 Earnings per share

Basic earnings per share are computed by dividing the net profit after tax by the weighted average number of equity shares outstanding during the period. Diluted earnings per shares is computed by dividing the profit after tax by the weighted average number of equity shares considered for deriving basic earnings per shares and also the weighted average number of equity shares that could have been issued upon conversion of all dilutive potential equity shares.

2.23 Stripping activity provision (Ratio Variance)

Stripping activity provision recognized earlier is based on the policy followed consistently by CIL since its inception. Stripping activity provision was recognized or reversed based on the current ratio of OB to Coal as compared to the average Stripping ratio (Standard ratio) of the mine. This accounting method has been substantiated and validated by a multitude of authoritative bodies and forums, including income tax authorities.

The carrying amount of the stripping activity provision is reversed systematically whenever the situation of reversal arises on extraction of actual volume of overburden over expected volume thereof. Such reversal is specific to mines at the rate the said provision has been recognized.



2.24 Judgements, Estimates and Assumptions

The preparation of the financial statements in conformity with Ind AS requires management to make estimates, judgments, and assumptions that affect the application of accounting policies and the reported amounts of assets and liabilities, the disclosures of contingent assets and liabilities at the date of financial statements and the amount of revenue and expenses during the reported period. Application of accounting policies involving complex and subjective judgements and the use of assumptions in these financial statements have been disclosed. Accounting estimates could change from period to period. Actual results could differ from those estimates. Estimates and underlying assumptions are reviewed on an ongoing basis. Revisions to accounting estimates are recognised in the period in which the estimates are revised and, if material, their effects are disclosed in the notes to the financial statements.

2.24.1 Judgements

In the process of applying the Company's accounting policies, management has made the following judgments, which have the most significant effect on the amounts recognised in the financial statements:

2.24.1.1 Formulation of Accounting Policies

Accounting policies are formulated in a manner that results in financial statements containing relevant and reliable information about the transactions, other events and conditions to which they apply. Those policies need not be applied when the effect of applying them is immaterial.

In the absence of an Ind AS that specifically applies to a transaction, other event or condition, management has used its judgment in developing and applying an accounting policy that results in information that is:

- a) relevant to the economic decision-making needs of users and
- b) reliable in that financial statements: and
- (i) represent faithfully the financial position, financial performance and cash flows of the Company; (ii) reflect the economic substance of transactions, other events and conditions, and not merely the legal form; (iii) are neutral, i.e. free from bias; (iv) are prudent; and (v) are complete in all material respects on a consistent basis

In making the judgment management refers to, and considers the applicability of, the following sources in descending order:

- (a) the requirements in Ind ASs dealing with similar and related issues; and
- (b) the definitions, recognition criteria and measurement concepts for assets, liabilities, income, and expenses in the Framework.

In making the judgment, management considers the most recent pronouncements of the International Accounting Standards Board and in the absence thereof those of the other standard-setting bodies that use a similar conceptual framework to develop accounting standards, other accounting literature, and accepted industry practices, to the extent that these do not conflict with the Indian accounting Standard and accounting policies and practices as stated in above paragraph.



The Company operates in the mining sector (a sector where the exploration, evaluation, and development production phases are based on the varied topographical and geo-mining terrain spread over the lease period running over decades and prone to constant changes), the accounting policies whereof have evolved based on specific industry practices supported by research committees and approved by the various regulators owing to its consistent application over the last several decades. In the absence of specific accounting literature, guidance and standards in certain specific areas which are in the process of evolution, the Company continues to strive to develop accounting policies in line with the development of accounting literature and any development therein shall be accounted for prospectively as per the procedure laid down above more, particularly in Ind AS 8.

2.24.1.2 Materiality

Ind AS applies to items which are material. Management uses judgement in deciding whether individual items groups of item are material in the financial statements. Materiality is judged by reference to the nature or magnitude or both of the items. The deciding factor is whether omitting or misstating or obscuring an information could individually or in combination with other information influence decisions that primary users make on the basis of the financial statements. Management also uses judgement of materiality for determining the compliance requirement of the Ind AS. Further, the Company may also be required to present separately immaterial items when required by law.

With effect from 01.04.2019 Errors/omissions discovered in the current year relating to prior periods are treated as immaterial and adjusted during the current year, if all such errors and omissions in aggregate does not exceed 1% of total revenue from Operation (net of statutory levies) as per the last audited financial statement of the Company.

2.24.1.3 Operating lease

Company has entered into lease agreements. The Company has determined, based on an evaluation of the terms and conditions of the arrangements, such as the lease term not constituting a major part of the economic life of the commercial property and the fair value of the asset, that it retains all the significant risks and rewards of ownership of these properties and accounts for the contracts as operating leases.

2.24.2 Estimates and assumptions

The key assumptions concerning the future and other key sources of estimation uncertainty at the reporting date, that have a significant risk of causing a material adjustment to the carrying amounts of assets and liabilities within the next financial year, are described below. The Company based its assumptions and estimates on parameters available when the financial statements were prepared. Existing circumstances and assumptions about future developments, however, may change due to market changes or circumstances arising that are beyond the control of the Company. Such changes are reflected in the assumptions when they occur.

The estimates, judgements and associated assumptions are based on historical experience and other factors that are considered to be relevant. Actual results may differ from these estimates.



Estimates and underlying assumptions are reviewed on an ongoing basis. Revisions to accounting estimates are recognised in the period in which the estimate is revised and future periods affected.

The application of accounting policies that require critical judgements and accounting estimates involving complex and subjective judgements and the use of assumptions in these standalone financial statements have been disclosed here in below:

2.24.2.1 Impairment of non-financial assets

There is an indication of impairment if, the carrying value of an asset or cash generating unit exceeds its recoverable amount, which is the higher of its fair value less costs of disposal and its value in use. Company considers individual mines as separate cash generating units for the purpose of test of impairment. The value in use calculation is based on a DCF model. The cash flows are derived from the budget for the next five years and do not include restructuring activities that the Company is not yet committed to or significant future investments that will enhance the asset's performance of the CGU being tested. The recoverable amount is sensitive to the discount rate used for the DCF model as well as the expected future cash-inflows and the growth rate used for extrapolation purposes. These estimates are most relevant to other mining infrastructures. The key assumptions used to determine the recoverable amount for the different CGUs, are disclosed and further explained in respective notes.

2.24.2.2 Income Taxes

Deferred tax assets are recognised for unused tax losses to the extent that it is probable that taxable profit will be available against which the losses can be utilised. Significant management judgement is required to determine the amount of deferred tax assets that can be recognised, based upon the likely timing and the level of future taxable profits together with future tax planning strategies.

2.24.2.3 Defined benefit plans and long term employee benefits

The cost of the defined benefit plan and other post-employment medical benefits and the present value of the obligations are determined using actuarial valuations. An actuarial valuation involves making various assumptions that may differ from actual developments in the future. These include the determination of the discount rate, future salary increases and mortality rates.

Due to the complexities involved in the valuation and its long-term nature, a defined benefit obligation is highly sensitive to changes in these assumptions. All assumptions are reviewed at each reporting date. The parameter most subject to change is the discount rate. In determining the appropriate discount rate for plans operated in India, the management considers the interest rates of government bonds in currencies consistent with the currencies of the post-employment benefit obligation.

The mortality rate is based on publicly available mortality tables of the country. Those mortality tables tend to change only at interval in response to demographic changes.



2.24.2.4 Intangible asset under development

The Company capitalises intangible asset under development for a project in accordance with the accounting policy. Initial capitalisation of costs is based on management's judgement that technological and economic feasibility is confirmed, usually when a project report is formulated and approved.

2.24.2.5 Provision for Mine Closure, Site Restoration and Decommissioning Obligation

In determining the fair value of the provision for Mine Closure, Site Restoration and Decommissioning Obligation, assumptions and estimates are made in relation to discount rates, the expected cost of site restoration and dismantling and the expected timing of those costs. The estimates provision using the DCF method considering life of the project/mine based on

- Estimated cost per hectare as specified in guidelines issued by Ministry of Coal, Government of India
- The discount rate (pre-tax rate) that reflect current market assessments of the time value of money and the risks specific to the liability

2.25 Abbreviation used:

a.	CGU	Cash generating unit
b.	DCF	Discounted Cash Flow
c.	FVTOCI	Fair value through Other Comprehensive Income
d.	FVTPL	Fair value through Profit & Loss
e.	GAAP	Generally accepted accounting principal
f.	Ind AS	Indian Accounting Standards
g.	OCI	Other Comprehensive Income
h.	P&L	Profit and Loss
i.	PPE	Property, Plant and Equipment
j.	SPPI	Solely Payment of Principal and Interest
k.	EIR	Effective Interest Rate





BHARAT COKING COAL LIMITED

(A Miniratna Company)

NOTES TO THE FINANCIAL STATEMENTS

NOTE 3.1 : PROPERTY, PLANT AND EQUIPMENT

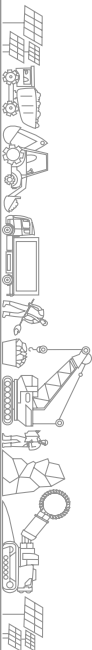
(₹ ' Crore)

	Freehold Land ^{3.1.5}	Other Land	Site Restoration Costs ^{3.1.2.4}	Building	Plant and Equipment	Furniture and Fixtures	Vehicles	Office Equipment	Telecommunication	Railway Sidings	Other Mining Infrastructure	Stripping Activity Assets	Surveyed off Assets	Rail Corridor	Solar and Other Assets	Total
Gross Carrying Amount:																
As at April 01, 2023	129.68	33.21	282.47	822.16	2,315.16	17.91	60.87	43.55	199.89	82.36	567.47	4.95	51.22	-	-	4,610.90
Additions	15.20	13.67	11.34	48.29	427.72	3.81	64.41	13.17	8.00	17.77	65.40	185.17	2.53	-	-	876.48
Deletions/Adjustments	6.45	(6.45)	(1.39)	2.38	(48.67)	(0.06)	(0.12)	(2.59)	(0.03)	-	(7.23)	-	(14.85)	-	-	(72.56)
As at March 31, 2024	151.33	40.43	292.42	872.83	2,694.21	21.66	125.16	54.13	207.86	100.13	625.64	190.12	38.90	-	-	5,414.82
As at April 01, 2024	151.33	40.43	292.42	872.83	2,694.21	21.66	125.16	54.13	207.86	100.13	625.64	190.12	38.90	-	-	5,414.82
Additions	30.14	19.37	115.37	219.45	89.68	5.27	26.68	8.24	72.34	0.04	64.90	772.30	3.93	-	8.44	1,436.15
Deletions/Adjustments	-	-	-	50.32	5.75	5.19	1.21	10.08	1.21	-	(7.80)	-	5.04	-	(0.75)	70.25
As at March 31, 2025	181.47	59.80	407.79	1,142.60	2,789.64	32.12	153.05	72.45	281.41	100.17	682.74	962.42	47.87	-	7.69	6,921.22
Accumulated Depreciation, Amortisation and Impairment^{3.1.1}																
As at April 01, 2023	-	1.83	131.72	127.82	1,058.49	9.96	15.60	22.12	63.91	20.82	246.91	1.32	2.59	-	-	1,703.09
Charge for the year	-	1.45	20.56	25.85	171.33	1.31	23.15	7.29	40.67	5.47	32.55	1.32	-	-	-	330.95
Deletions/Adjustments	-	-	-	-	(45.56)	-	-	(1.90)	-	-	-	-	(10.33)	-	-	(57.79)
As at March 31, 2024	-	3.28	152.28	153.67	1,184.26	11.27	38.75	27.51	104.58	26.29	279.46	2.64	(7.74)	-	-	1,976.25
As at April 01, 2024	-	3.28	152.28	153.67	1,184.26	11.27	38.75	27.51	104.58	26.29	279.46	2.64	(7.74)	-	-	1,976.25
Charge for the year	-	1.16	29.86	30.30	182.18	1.64	31.47	8.36	50.82	5.24	50.70	186.01	-	-	0.22	577.96
Deletions/Adjustments	-	-	-	70.04	4.25	5.26	1.23	9.71	1.21	0.01	0.01	-	10.88	-	-	102.60
As at March 31, 2025	-	4.44	182.14	254.01	1,370.69	18.17	71.45	45.58	156.61	31.54	330.17	188.65	3.14	-	0.22	2,656.81
Net Carrying Amount																
As at March 31, 2025	181.47	55.36	225.65	888.59	1,418.95	13.95	81.60	26.87	124.80	68.63	352.57	773.77	44.73	-	7.47	4,264.41
As at March 31, 2024	151.33	37.15	140.14	719.16	1,509.95	10.39	86.41	26.62	103.28	73.84	346.18	187.48	46.64	-	-	3,438.57

Note:

3.1.1. Movement in accumulated impairment

	Freehold Land	Other Land	Site Restoration Costs	Building	Plant and Equipment	Furniture and Fixtures	Vehicles	Office Equipment	Telecommunication	Railway Sidings	Other Mining Infrastructure	Stripping Activity Assets	Surveyed off Assets	Rail Corridor	Others ^{3.1.5}	Total
As at April 01, 2023	-	-	1.52	0.55	14.37	-	-	-	-	-	70.45	-	1.99	-	-	88.88
Additions	-	-	2.00	-	0.05	-	-	-	-	-	1.20	-	-	-	-	3.25
Deletions/Adjustments	-	-	-	-	-	-	-	-	-	-	-	-	(0.23)	-	-	(0.23)
As at March 31, 2024	0.00	0.00	3.52	0.55	14.42	0.00	0.00	0.00	0.00	0.00	71.65	0.00	1.76	0.00	0.00	91.90
As at April 01, 2024	0.00	0.00	3.52	0.55	14.42	0.00	0.00	0.00	0.00	0.00	71.65	0.00	1.76	0.00	0.00	91.90
Additions	-	-	-	1.32	3.34	-	-	-	-	-	(13.55)	-	-	-	-	-8.89
Deletions/Adjustments	-	-	-	0.24	0.40	-	-	-	-	-	-	-	-	-	-	0.64
As at March 31, 2025	0.00	0.00	3.52	2.11	18.16	0.00	0.00	0.00	0.00	0.00	58.10	0.00	1.76	0.00	0.00	83.65



3.1.2 LAND:

- Land Reclamation/Site Restoration cost comprises of estimated cost to be incurred at the stage of mine closure duly escalated for inflation (5% p.a.) and then discounted at 8% discount rate that reflects current market rate of fair value and the risk.
- Approximately 434.312 acres (P.Y. 435.467 acres) of land owned by the Company are critically encroached area out of which possession of some part has been taken back, quantification of which is in progress.

c. Title deeds of Immovable Properties not held in name of the Company					
Description of item of property	Gross carrying value (₹ Crore)	Title deeds held in the name of Company	Whether title deed holder is a promoter, director or relative# of promoter*/director or employee of promoter/director	Property held since which date	Reason for not being held in the name of the company
Freehold Land	181.47	Only in case of Directly purchased by company (1089.12 Ha)	Not Applicable	Different Dates	Out of the total land of 16390.45 Ha held in the possession of BCCL, diverted forest land is 334.39 Ha and freehold land is 16056.06 Ha which includes 9945.88 Ha of land is under the category of vested land through Coking Coal mines/ Coal Mines Nationalization Act 1972 & 1973; 1090.17 Ha of land related to Coal Mines Labour Welfare Organization including Central Hospital and four other Hospitals, Mines Rescue Stations of Govt. of India, four Washeries of SAIL, erstwhile Coal Board and Central Jharia Projects which have been transferred to the Company by the Govt. of India; and 5020.01 Ha of land is acquired under Land Acquisition Act, CBA(A&D) Act, Merger of NCDC, Government transfer land (out of which 1089.12 Ha land has been directly purchased and title deeds in these cases are held in the name of the company).
Other land	59.8	Not Applicable	Not Applicable	Different Dates	Includes 24.22 Ha of land leased from Railways.

- Out of the total 16390.45 Ha of land held in the name of the company, Mutation of land is not required for 1381.86 Ha as they are Government land transferred, Forest Diverted Land and land acquired under CBA (A&D) Act, 1957. Out of the remaining 15008.59 Ha of land, 9941.32 Ha has been mutated in the name of BCCL and for the remaining land mutation in compliance with Letter dated 07.04.2022 of Ministry of Coal is under process.

3.1.3 Right of Use Assets:

Right of use assets included in Note 3.1 under different heads are separately disclosed at Footnote of Note 8.2

3.1.4 Plant and Equipment:

Includes Stand by Equipment and stores and spares which satisfies criteria for recognition as PPE but not yet issued from stores.

- Assets transferred to and taken over by the Company in respect of Mines Rescue Station and Coal Mines Labour Welfare Organization have not been accounted for as NIL book value, was made available to the Company on transfer of the said Units. ₹11.46 Crores is Gross value of Assets including land valuing ₹0.88 Crores (quantitative and value wise details of which are not available) taken over by the Company in respect of entities covered under Coal Mines Nationalization Act, 1971, on which depreciation has been fully provided for in the Account except land.

3.1.6 Depreciation/Impairment :

Depreciation charged during the period also includes the depreciation capitalised during the period ₹0.00 Crore (Previous year ₹0.00 Crore) for mines in development phase.



BHARAT COKING COAL LIMITED

(A Miniratna Company)

NOTES TO THE FINANCIAL STATEMENTS

NOTE 3.2 : CAPITAL WORK IN PROGRESS

(₹' Crore)

	Building (incl. water supply, roads and culverts)	Plant and Equipments	Railway Sidings	Other Mining Infrastructure / Development	Rail Corridor under Construction	Solar Project	Others	Total
Gross Carrying Amount:								
As at April 01, 2023	391.34	452.10	131.02	363.11	-	-	-	1,337.57
Additions	70.98	288.05	144.81	120.47	-	17.64	0.24	642.19
Capitalisation/ Deletions	(56.88)	(439.67)	(18.97)	(52.05)	-	-	(0.24)	(567.81)
As at March 31, 2024	405.44	300.48	256.86	431.53	-	17.64	-	1,411.95
As at April 01, 2024	405.44	300.48	256.86	431.53	-	17.64	-	1,411.95
Additions	97.11	173.96	70.88	153.49	-	125.35	-	620.79
Capitalisation/ Deletions	(183.51)	(115.54)	(70.66)	(72.89)	-	67.27	-	(375.33)
As at March 31, 2025	319.04	358.90	257.08	512.13	-	210.26	-	1,657.41
Accumulated Impairment								
As at April 01, 2023	6.71	23.55	1.12	6.36	-	-	-	37.74
Charge for the year	4.69	0.97	0.41	0.34	-	-	-	6.41
Deletions/Adjustments	-	(0.01)	-	-	-	-	-	(0.01)
As at March 31, 2024	11.40	24.51	1.53	6.70	-	-	-	44.14
As at April 01, 2024	11.40	24.51	1.53	6.70	-	-	-	44.14
Charge for the year	-	-	-	-	-	-	-	-
Deletions/Adjustments	3.13	(3.28)	(0.01)	(3.35)	-	-	-	(3.51)
As at March 31, 2025	14.53	21.23	1.52	3.35	-	-	-	40.63
Net Carrying Amount								
As at March 31, 2025	304.51	337.67	255.56	508.78	-	210.26	-	1,616.78
As at March 31, 2024	394.04	275.97	255.33	424.83	-	17.64	-	1,367.81

Note:

3.2.1 "Other Mining Infrastructure / Development" shown under Capital Work-in-Progress relates to jobs awaiting completion.



3.2.2. Ageing schedule for Capital-work-in Progress (Gross):

(₹' Crore)

	Amount in Capital work in Progress as at March 31, 2025				
	Less than 1 year	1-2 years	2-3 years	More than 3 years	Total
Projects in progress:					
Building (including water supply, roads and culverts)	79.58	50.66	20.56	168.24	319.04
Plant and Equipment	119.38	93.63	62.92	82.97	358.90
Railway Sidings	44.58	29.27	81.20	102.03	257.08
Other Mining infrastructure/Development	110.15	80.60	100.73	214.15	505.63
Rail Corridor under Construction	-	-	-	-	-
Solar Project	124.28	-	-	-	210.26
Others	-	-	-	-	-
Projects temporarily suspended:					
Kapuria Block		-		6.50	6.50
Total	477.97	340.14	265.41	573.89	1,657.41

(₹' Crore)

	Amount in Capital work in Progress as at March 31, 2024				
	Less than 1 year	1-2 years	2-3 years	More than 3 years	Total
Projects in progress:					
Building (including water supply, roads and culverts)	45.19	52.01	23.95	284.29	405.44
Plant and Equipment	103.02	77.79	52.69	66.98	300.48
Railway Sidings	151.36	43.95	42.39	19.16	256.86
Other Mining infrastructure/Development	74.97	126.60	117.80	105.66	425.03
Rail Corridor under Construction	-	-	-	-	-
Solar Project	17.64	-	-	-	17.64
Others	-	-	-	-	-
Projects temporarily suspended:					
Kapuria Block	-	-	-	6.50	6.50
Total	392.18	300.35	236.83	482.59	1,411.95



2. Overdue for material capital-work-in progress (Gross) as at March 31, 2025

(₹' Crore)

Projects in progress:	To be completed in			
	Less than 1 year	1-2 years	2-3 years	More than 3 years
Projects in progress:				
Building (including water supply, roads and culverts)				
2 MTPA Bhojudih NLW Washery	71.57			
2.5 MTPA Patherdih NLW Washery	21.10			
Plant and Equipment				
Feeder breaker at Jogtha				0.66
2 MTPA Bhojudih NLW Washery	103.89			
2.5 MTPA Patherdih NLW Washery	21.99			
Railway Sidings				
CHP cum SILO, Maheshpur	90.74			
2 MTPA Bhojudih NLW Washery	76.22			
2.5 MTPA Patherdih NLW Washery	65.01			
Other Mining infrastructure/Development				
2 MTPA Bhojudih NLW Washery	93.85			
2.5 MTPA Patherdih NLW Washery	23.18			
Others				
Total	567.55	-	-	0.66





BHARAT COKING COAL LIMITED

(A Miniratna Company)

NOTES TO THE FINANCIAL STATEMENTS

NOTE 3.3 : EXPLORATION AND EVALUATION ASSETS

(₹' Crore)

	Exploration and Evaluation Assets
Gross Carrying Amount:	
As at April 01, 2023	173.88
Additions	8.17
Transfer to Capital Work in Progress/ Deletions	(0.24)
As at March 31, 2024	181.81
As at April 01, 2024	181.81
Additions	64.53
Transfer to Capital Work in Progress/ Deletions	-
As at March 31, 2025	246.34
Accumulated Impairment	
As at April 01, 2023	18.52
Charge for the year	-
Deletions/Adjustments	-
As at March 31, 2024	18.52
As at April 01, 2024	18.52
Charge for the year	-
Deletions/Adjustments	-
As at March 31, 2025	18.52
Net Carrying Amount	
As at March 31, 2025	227.82
As at March 31, 2024	163.29

Note :

(a) Ageing schedule for exploration and evaluation (Gross)

(₹' Crore)

	Amount in Exploration & Evaluation as at March 31, 2025				
	Less than 1 year	1-2 years	2-3 years	More than 3 years	Total
Projects in progress:	68.72	106.76	-	52.34	227.82
Projects temporarily suspended :					
Kalyaneshwari Project			18.52		18.52
Total	68.72	106.76	18.52	52.34	246.34

	Amount in Exploration & Evaluation as at March 31, 2024				
	Less than 1 year	1-2 years	2-3 years	More than 3 years	Total
Projects in progress:	7.93	103.02	-	52.34	163.29
Projects temporarily suspended :					
Kalyaneshwari Project :			18.52		18.52
Total	7.93	103.02	18.52	52.34	181.81



(b) Overdue material Exploration and Evaluation as at March 31, 2025

(₹ 'Crore)

	To be completed in			
	Less than 1 year	1-2 years	2-3 years	More than 3 years
Projects in progress:				
Total	-	-	-	-





BHARAT COKING COAL LIMITED

(A Miniratna Company)

NOTES TO THE FINANCIAL STATEMENTS

NOTE 3.4 : INTANGIBLE ASSETS

(₹' Crore)

	Computer Software	Intangible Exploratory Assets	Rail Corridor	Others	Total
Gross Carrying Amount:					
As at April 01, 2023	18.58	-	-	-	18.58
Additions	-	-	-	-	-
Deletions/Adjustments	-	-	-	-	-
As at March 31, 2024	18.58	-	-	-	18.58
As at April 01, 2024	18.58	-	-	-	18.58
Additions	-	-	-	-	-
Deletions/Adjustments	(0.12)	-	-	-	(0.12)
As at March 31, 2025	18.46	-	-	-	18.46
Accumulated Amortisation and Impairment^{3.4.1}					
As at April 01, 2023	2.90	-	-	-	2.90
Charge for the year	3.02	-	-	-	3.02
Deletions/Adjustments	-	-	-	-	-
As at March 31, 2024	5.92	-	-	-	5.92
As at April 01, 2024	5.92	-	-	-	5.92
Charge for the year	2.72	-	-	-	2.72
Deletions/Adjustments	0.33	-	-	-	0.33
As at March 31, 2025	8.97	-	-	-	8.97
Net Carrying Amount					
As at March 31, 2025	9.49	-	-	-	9.49
As at March 31, 2024	12.66	-	-	-	12.66

Note:

3.4.1. Movement in accumulated impairment

(₹' Crore)

	Computer Software	Intangible Exploratory Assets	Rail Corridor	Others	Total
As at April 01, 2023	-	-	-	-	-
Charge for the year	-	-	-	-	-
Deletions/Adjustments	-	-	-	-	-
As at March 31, 2024	-	-	-	-	-
As at April 01, 2024	-	-	-	-	-
Charge for the year	-	-	-	-	-
Deletions/Adjustments	-	-	-	-	-
As at March 31, 2025	-	-	-	-	-





BHARAT COKING COAL LIMITED

(A Miniratna Company)

NOTES TO THE FINANCIAL STATEMENTS

NOTE 3.5 : INTANGIBLE ASSETS UNDER DEVELOPMENT

(₹' Crore)

	ERP Under Development	Total
Gross Carrying Amount:		
As at April 01, 2023	18.58	18.58
Additions	-	-
Capitalisation/ Deletions	(18.58)	(18.58)
As at March 31, 2024	-	-
As at April 01, 2024	-	-
Additions	-	-
Capitalisation/ Deletions	-	-
As at March 31, 2025	-	-
Accumulated Impairment		
As at April 01, 2023	-	-
Charge for the year	-	-
Deletions/Adjustments	-	-
As at March 31, 2024	-	-
As at April 01, 2024	-	-
Charge for the year	-	-
Deletions/Adjustments	-	-
As at March 31, 2025	-	-
Net Carrying Amount		
As at March 31, 2025	-	-
As at March 31, 2024	-	-

Note:

3.5.1 Intangible Assets under Development

(a) Ageing schedule for intangible assets under development

(₹' Crore)

	Amount in Intangible assets under development as at March 31, 2025				
	Less than 1 year	1-2 years	2-3 years	More than 3 years	Total
Projects in progress:					
	-	-	-	-	-
Projects temporarily suspended :					
Project Name	-	-	-	-	-
Total	-	-	-	-	-

	Amount in Intangible assets under development as at March 31, 2024				
	Less than 1 year	1-2 years	2-3 years	More than 3 years	Total
Projects in progress:					
	-	-	-	-	-
Projects temporarily suspended :					
Project Name	-	-	-	-	-
Total	-	-	-	-	-

(b) Overdue Intangible Assets under development (in respect of time and budget)

(₹' Crore)

	To be completed in			
	Less than 1 year	1-2 years	2-3 years	More than 3 years
Software under development	-	-	-	-
Total	-	-	-	-





BHARAT COKING COAL LIMITED

(A Miniratna Company)

NOTES TO THE FINANCIAL STATEMENTS

NOTE - 4.1 INVESTMENTS

(₹' Crore)

	As at	
	March 31, 2025	March 31, 2024
Non Current		
Investment in Co-operative shares (Unquoted)	-	-
Investment in Secured Bonds (Quoted)	-	-
Total :	-	-

Current				
Mutual Fund (Unquoted)	Units	NAV (₹)		
SBI Liquid Fund	18.194	4055.95	0.01	64.84
Baroda BNP Paribas Liquid Fund	29.657	2990.69	0.01	0.01
Canara Robeco Liquid Fund	19.737	3108.11	0.01	0.01
Union Liquid Fund	39.986	2501.55	0.01	1.47
BOI AXA Mutual Fund	5.853	2986.68	-	-
SBI overnight Fund	896.034	4153.30	0.37	200.19
			0.41	266.52
Others				
Others (Investment in Secured Bonds- Quoted)			-	-
Total :			0.41	266.52

Note:

4.1.1 Refer note 16 (3) for classification

4.1.2 Detail of market value of Quoted/Unquoted Investment

	Non-Current		Current	
	March 31, 2025	March 31, 2024	March 31, 2025	March 31, 2024
Aggregate amount of unquoted investments:	-	-	0.41	266.52
Aggregate of Quoted Investment:	-	-	-	-
Market value of Quoted Investment:	-	-	-	-
Aggregate amount of impairment in value of investments:	-	-	-	-





BHARAT COKING COAL LIMITED

(A Miniratna Company)

NOTES TO THE FINANCIAL STATEMENTS

NOTE - 4.2 : LOANS

(₹' Crore)

	As at	
	March 31, 2025	March 31, 2024
Non-Current		
Loans to related parties		
- Secured, considered good	-	-
- Unsecured, considered good	-	-
- Have significant increase in credit risk	-	-
- Credit impaired	-	-
	-	-
Less: Allowance for doubtful loans ^{4.2.1}	-	-
Loans to body corporate and employees	-	-
- Secured, considered good	-	-
- Unsecured, considered good	-	-
- Have significant increase in credit risk	-	-
- Credit impaired	-	-
	-	-
Less: Allowance for doubtful loans ^{4.2.1}	-	-
	-	-
Deferred Asset on Non Interest Bearing Advance	-	-
TOTAL		

Current		
Loans to related parties	-	-
- Secured, considered good	-	-
- Unsecured, considered good	-	-
- Have significant increase in credit risk	-	-
- Credit impaired	-	-
	-	-
Less: Allowance for doubtful loans ^{4.2.1}	-	-
Loans to other than related parties	-	-
Loans to body corporate and employees	-	-
- Secured, considered good	-	-
- Unsecured, considered good	-	-
- Have significant increase in credit risk	-	-



- Credit impaired	-	-
	-	-
Less: Allowance for doubtful loans ^{4.2.1}	-	-
	-	-
TOTAL		

4.2.1 The details of movement in Allowance for doubtful loans balances (Current and Non-Current)

	March 31, 2025	March 31, 2024
Balance at the beginning of the year	-	-
Recognised during the year	-	-
Write back during the year	-	-
Balance at the end of the year	-	-

4.2.2 For Loan to related parties - Refer Note 16(2)





BHARAT COKING COAL LIMITED

(A Miniratna Company)

NOTES TO THE FINANCIAL STATEMENTS

NOTE - 4.3 : TRADE RECEIVABLES

(₹' Crore)

	As at	
	March 31, 2025	March 31, 2024
Secured, considered good	7.95	6.67
Unsecured, considered good	1,839.81	1,326.58
Have significant increase in credit risk	-	-
Credit impaired	-	-
	1847.76	1333.25
Less : Allowance for expected credit loss ^{4.3.1}	-	-
Total	1847.76	1333.25

Note:

4.3.1 The details of movement in Allowance for expected credit loss:

	March 31, 2025	March 31, 2024
Balance at the beginning of the year		
Recognised during the year	-	-
Write back during the year	-	-
Balance at the end of the year		

4.3.2 For dues from directors - Refer Note 16(2)

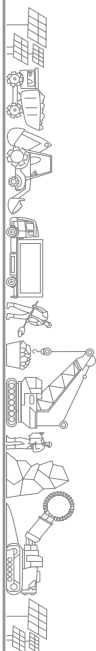
4.3.3 Trade receivables above is net of Coal quality variance of ₹370.34 Crore (P.Y. ₹539.48 Crore)

4.3.4 Trade Receivables- Secured considered good are secured against Bank Guarantee of ₹7.95 Crore (P/Y ₹6.67 Crore).

4.3.5 The company has used the practical expedient by computing the expected credit loss allowance based on a provision matrix in determining allowance for credit losses of trade receivables. The provision matrix takes into account historical credit loss experience and forward looking information. The expected credit loss allowance is based on ageing of receivables that are due and the rates used in provision matrix.

4.3.6 Trade Receivables: Unsecured considered good includes an amount of ₹187.08 Crore (P/Y ₹161.58 Crore) receivable from SAIL on account of Bazaar Fee with a corresponding outstanding Statutory Liability.




Trade Receivables ageing schedule as at March 31, 2025

(₹' Crore)

Particulars	Unbilled Dues	Outstanding for following periods from transaction date					
		Less than 6 months	6 months 1 year	1-2 years	2-3 years	More than 3 years	Total
(i) Undisputed Trade receivables – considered good	343.61	1,130.37	73.79	123.05	64.53	108.51	1,843.86
(ii) Undisputed Trade Receivables – which have significant increase in credit risk		-	-	-	-	-	-
(iii) Undisputed Trade Receivables – credit impaired		-	-	-	-	-	-
(iv) Disputed Trade Receivables– considered good		-	-	-	-	3.90	3.90
(v) Disputed Trade Receivables– which have significant increase in credit risk		-	-	-	-	-	-
(vi) Disputed Trade Receivables – credit impaired		-	-	-	-	-	-
Total	343.61	1,130.37	73.79	123.05	64.53	112.41	1,847.76
Allowance for expected credit loss	-						-
Expected credit losses (Loss allowance provision) - %							

Trade Receivables ageing schedule as at March 31, 2024

Particulars	Unbilled Dues	Outstanding for following periods from transaction date					
		Less than 6 months	6 months 1 year	1-2 years	2-3 years	More than 3 years	Total
(I) Undisputed Trade receivables – considered good	373.51	637.69	6.72	196.84	6.78	107.81	1,329.35
(ii) Undisputed Trade Receivables – which have significant increase in credit risk		-	-	-	-	-	-
(iii) Undisputed Trade Receivables – credit impaired		-	-	-	-	-	-
(iv) Disputed Trade Receivables– considered good		-	-	-	-	3.90	3.90
(v) Disputed Trade Receivables– which have significant increase in credit risk		-	-	-	-	-	-
(vi) Disputed Trade Receivables – credit impaired		-	-	-	-	-	-
Total	373.51	637.69	6.72	196.84	6.78	111.71	1,333.25
Allowance for expected credit loss	-						-
Expected credit losses (Loss allowance provision) - %							



BHARAT COKING COAL LIMITED

(A Miniratna Company)

NOTES TO THE FINANCIAL STATEMENTS

NOTE - 4.4 : CASH AND CASH EQUIVALENTS

(₹' Crore)

	As at	
	March 31, 2025	March 31, 2024
Balances with Banks		
- in Deposit Accounts	18.97	226.19
- in Current Accounts ^{4.4.4}	148.53	59.60
Bank Balances outside India	-	-
ICDs with Primary Dealers ^{4.4.1}	-	-
Cheques, Drafts and Stamps in hand	-	-
Cash on hand	-	-
Cash on hand outside India	-	-
Others ^{4.4.2, 4.4.5}	43.47	40.52
TOTAL	210.97	326.31

Note:

- 4.4.1** ICDs with Primary Dealers are Inter-Corporate Deposits accepted by the Primary Dealers with an original maturity between 7 to 15 days from the date of investment.
- 4.4.2** Others include e-procurement account, GeM account, Imprest balances.
- 4.4.3** Cash and cash equivalents comprises cash on hand and at bank, sweep accounts and term deposits held with banks with original maturities of three months or less.
- 4.4.4** Includes ₹0.10 Crore (P/Y ₹0.33 Crore) lying in Axis bank against EMD Pool Account.
- 4.4.5** Includes ₹43.43 Crore (P/Y ₹40.49 Crore) lying in State Bank of India against GEM Pool Account.





BHARAT COKING COAL LIMITED

(A Miniratna Company)

NOTES TO THE FINANCIAL STATEMENTS

NOTE - 4.5 : OTHER BANK BALANCES

(₹' Crore)

	As at	
	March 31, 2025	March 31, 2024
Balances with Banks		
Deposit accounts	910.00	610.00
Deposit accounts for specific purpose ^{4.5.1}	8.88	8.32
Mine Closure Plan	-	-
CSR Fund for ongoing projects	-	-
Shifting and Rehabilitation Fund scheme	-	-
Escrow Account for Buyback of Shares	-	-
Unpaid dividend accounts	-	-
Dividend accounts	-	-
Total	918.88	618.32

Note:

- 4.5.1** Deposit for specific purposes are bank deposits held under lien/earmarked as per courts order and for other specific purposes.
- 4.5.2** Other Bank Balances comprise Deposits - for specific purposes and bank deposits which are expected to realise in cash within 12 months after the reporting date.
- 4.5.3** Deposit Account with maturity more than 3 months but within 12 months includes Fixed Deposit of ₹4.42 Crore pledged with Bank as margin money for Bank guarantee.
- 4.5.4** An amount of ₹1.50 Crores was realised from the explosive suppliers for the period from 01.03.2006 to 30.06.2006 on account of price differences. In the light of the decision given by the Hon'ble High Court, Kolkata, the amount was deposited as Fixed Deposit with different Banks at different rates of interest on each maturity. The last Matured value of ₹4.28 crores was further re-deposited at Union Bank of India on 02 November, 2024 @ 7.50% interest p.a. The difference between accrued interest on the said Fixed Deposit and interest @12% p.a. which might be payable in future in view of Hon'ble High Court order amounting to ₹4.78 Crores has been considered as contingent liability as at 31.03.2025.





BHARAT COKING COAL LIMITED

(A Miniratna Company)

NOTES TO THE FINANCIAL STATEMENTS

NOTE - 4.6 : OTHER FINANCIAL ASSETS

	As at	
	March 31, 2025	March 31, 2024
Non Current		
Security Deposit	12.53	14.06
Less: Allowance for doubtful security deposits ^{4.6.1}	0.67	0.67
	11.86	13.39
Bank Deposits with more than 12 months maturity	0.01	0.01
Deposits with bank under - Mine Closure Plan ^{4.6.2}	925.62	866.73
Deposits with bank under - Shifting & Rehabilitation Fund scheme ^{4.6.3}	-	-
	925.63	866.74
Finance Lease receivables ^{4.6.4}	-	-
Other Deposit and Receivables	81.41	6.49
Less : Allowance for doubtful deposits & receivables ^{4.6.1}	-	-
	81.41	6.49
TOTAL	1,018.90	886.62
Current		
Security deposits	-	-
Less : Allowance for doubtful security deposits ^{4.6.1}	-	-
	-	-
Balance with IICM	-	-
Interest accrued	24.54	14.09
Finance lease receivables ^{4.6.4}	-	-
Other Deposit and Receivables ^{4.6.5}	214.60	64.56
Less : Allowance for doubtful deposits & receivables ^{4.6.1}	4.95	4.95
	209.65	59.61
TOTAL	234.19	73.70

Note:

4.6.1 The details of movement in Allowance for bad and doubtful deposit and receivables (Current and Non-Current)

	As at	
	March 31, 2025	March 31, 2024
Balance at the beginning of the year	5.62	5.62
Recognised during the year	-	-
Write back during the year	-	-
Balance at the end of the year	5.62	5.62



4.6.2 Deposit with bank under Mine Closure Plan

Following the guidelines from Ministry of Coal, Government of India for preparation of Mine Closure Plan, an Escrow Account has been opened. As per MCP guidelines dated January 31, 2025 upto 50% of the total amount deposited excluding interest in the escrow account may be released after every year based on work done towards mine closure and after every five year up to 50% of the total deposit including interest accrued in the escrow account may be released in line with the periodic examination of the closure plan as per the Guidelines. However the year in which 5 yearly reimbursement is claimed, the yearly reimbursement will not be applicable (Refer Note 9.1 for Provision for Site Restoration/Mine Closure).

	As at March 31, 2025	As at March 31, 2024
Opening Balance in Escrow Account	866.73	687.19
Add: Amount deposited during Year	1.22	134.61
Add: Interest Credited during the year (Net of TDS)	59.88	44.93
Less: Amount Withdrawn during year	2.21	
Balance in Escrow Account on Closing date	925.62	866.73

4.6.3 Deposit in Bank under Shifting and Rehabilitation Fund scheme

Following the direction of the Ministry of Coal the company has setup a fund for implementation of action plan for shifting and rehabilitation dealing with fire and stabilization of unstable areas of Bharat Coking Coal Limited. The fund is utilized based on implementation of approved projects in this respect.

The coal producing subsidiaries of CIL are making a contribution of ₹6/- per tonne of their respective coal despatch per annum to this fund, which remains in the custody of CIL, till they are disbursed/utilised by subsidiaries/agencies implementing the relevant projects.

4.6.4 Lease

Finance Lease

- (i) Amounts recognised in profit and loss account in respect of Lease Receivables:

Particulars	March 31, 2025	March 31, 2024
Lease Income		
Income relating to variable lease payments that do not depend on an index or a rate		
Total		

- (ii) Undiscounted lease payments to be received on an annual basis for a minimum of each of the first five years and for the remaining years:

Particulars	March 31, 2025	March 31, 2024
Less than One Year		
Between one and two years		
Between two and three years		
Between three and four years		
Between four and five years		
More than five years		
Total		



Operating Lease

(iii) Amounts recognised in profit and loss account in respect of Lease Receivables:

Particulars	March 31, 2025	March 31, 2024
Lease Income		
Income relating to variable lease payments that do not depend on an index or a rate		
Total		

(iv) Undiscounted lease payments to be received on an annual basis for a minimum of each of the first five years and for the remaining years:

Particulars	March 31, 2025	March 31, 2024
Less than One Year		
Between one and two years		
Between two and three years		
Between three and four years		
Between four and five years		
More than five years		
Total		

(v) Changes in the carrying value of assets given on Operating Lease as at March 31, 2025

Particulars	Net Carrying Value at the beginning of the year	Addition during the year / period	Deletion during the year / period	Net Carrying Value at the closing of the year	Depreciation/ Amortisation for the year
Land					
Building					
Plant and Equipment					
Furniture and Fixtures					
Vehicles					
Office Equipment					
Telecommunication					
Railway Sidings					
Rail Corridor					
Intangible Assets					



(vi) Changes in the carrying value of assets given on Operating Lease as at March 31, 2024

Particulars	Net Carrying Value at the beginning of the year	Addition during the year / period	Deletion during the year / period	Net Carrying Value at the closing of the year	Depreciation/ Amortisation for the year
Land					
Building					
Plant and Equipment					
Furniture and Fixtures					
Vehicles					
Office Equipment					
Telecommunication					
Railway Sidings					
Rail Corridor					
Intangible Assets					





BHARAT COKING COAL LIMITED

(A Miniratna Company)

NOTES TO THE FINANCIAL STATEMENTS

NOTE - 5.1 : INVENTORIES

(₹ 'Crore)

	As at	
	March 31, 2025	March 31, 2024
Coal (Finished Goods)	2,118.60	1,557.92
Coal at Development Projects ^{5.1.4}	1.90	-
Less: Provision for diminution in value ^{5.1.1}	292.14	293.50
	1,828.36	1,264.42
Stores, Spares & other inventories ^{5.1.2 and 5.1.3}	196.24	180.93
Less: Provision for slow-moving, non-moving, and obsolete inventories	64.46	63.77
	131.78	117.16
Total	1,960.14	1,381.58

Note:

5.1.1 The details of movement in provision for diminution in value

Balance at the beginning of the year	293.50	294.85
Recognised during the year	0.75	0.94
Derecognised during the year	2.11	2.29
Balance at the end of the year	292.14	293.50

5.1.2 The inventory of stores and spares comprises items that fall into the categories of slow-moving, non-moving, and obsolete. Impairment allowances are recognized for these items as per the company's policy.
The details of movement in impairment allowance for slow-moving, non-moving and obsolete Stores, Spares, and other inventories :

Balance at the beginning of the year	63.77	62.95
Recognised during the year	4.05	1.29
Utilised during the year	3.36	0.47
Balance at the end of the year	64.46	63.77

5.1.3 Other inventories above includes Stock of Workshop Jobs, Stationery, medicine, press jobs etc.





BHARAT COKING COAL LIMITED

(A Miniratna Company)

NOTES TO THE FINANCIAL STATEMENTS

NOTE 6.1 : OTHER NON-CURRENT ASSETS

(₹' Crore)

	As at	
	March 31, 2025	March 31, 2024
Capital Advances	714.94	646.14
Less : Allowance for doubtful advances ^{6.1.1}	4.40	4.40
	710.54	641.74
Advances other than capital advances		
Other Deposits & Advances	33.00	8.32
Less : Allowance for doubtful deposits ^{6.1.1}	-	-
	33.00	8.32
Progressive Mine Closure expenses incurred ^{6.1.2}	299.11	206.84
Advances to Related Parties ^{6.1.3}	-	-
TOTAL	1,042.65	856.90

Note:

6.1.1 The details of movement in Allowance for bad and doubtful deposit and receivables (Current and Non-Current)

Balance at the beginning of the year	4.40	4.40
Recognised during the year	-	-
Utilised during the year	-	-
Balance at the end of the year	4.40	4.40

6.1.2 The above represents concurrent expenditure recognised as per guidelines from Ministry of Coal, Government of India for preparation of Mine Closure Plan.

Progressive Mine Closure Expense incurred are due to be received from Escrow account maintained for the purposes. Out of the above ₹88.24 Crore has been audited by the CCO and for ₹354.27 Crore audit is yet to be done by the CCO.

6.1.3 For dues from directors - Refer Note 16(2)





BHARAT COKING COAL LIMITED

(A Miniratna Company)

NOTES TO THE FINANCIAL STATEMENTS

NOTE -6.2 : OTHER CURRENT ASSETS

(₹' Crore)

	As at	
	March 31, 2025	March 31, 2024
Advances other than capital advances		
Advance payment of statutory dues	441.64	407.07
Less : Allowance for doubtful Stat. dues ^{6.2.1}	-	-
	441.64	407.07
Other Deposits and Advances ^{6.2.2 and 6.2.3}	835.71	1,041.41
Less : Allowance for other deposits and advances ^{6.2.1}	1.82	1.82
	833.89	1,039.59
Progressive Mine Closure expenses incurred ^{6.1.2}	143.40	203.99
Input Tax Credit receivable ^{6.2.4}	1,750.78	1,531.62
TOTAL	3,169.71	3,182.27

Note:

6.2.1 The details of movement in Allowance for bad and doubtful advances and deposits (Current and Non-Current)

Balance at the beginning of the year	1.82	1.82
Recognised during the year	-	-
Utilised during the year	-	-
Balance at the end of the year	1.82	1.82

6.2.2 Includes deposit under protest and refund yet to be received for Income tax ₹600.05 Crores, Sales tax ₹62.26 Crores, Service Tax & Excise cases ₹10.01 Crores and others ₹57.29 Crores.

6.2.3 Includes Excess CSR ₹0.00 Crores (P.Y. ₹0.00 Crores) (Refer Annexure to Note - 13.8 CSR Expenses)

6.2.4 Input tax credit (ITC) relating to GST paid on input materials/services available for utilisation against the GST on output has been accumulated to ₹1750.78 crore. This to a large extent includes GST on royalty against mining operations paid under Reverse Charge Mechanism (RCM) at a rate of 18% against which the recovery is limited to 5% being the rate of duty payable on coal. The amount getting accumulated due to inverted tax structure even though currently not utilised as ITC is not refundable as per notification issued in this respect, is carried forward as current assets for possible utilisation in future considering that there is no time limit for utilising the same.





BHARAT COKING COAL LIMITED

(A Miniratna Company)

NOTES TO THE FINANCIAL STATEMENTS

NOTE 7.1 : EQUITY SHARE CAPITAL

(₹' Crore)

	As at	
	March 31, 2025	March 31, 2024
Authorised		
5,10,00,000 (P/Y 5,10,00,000) Equity Shares of ₹1000/-* each ^{7.1.3}	5,100.00	5,100.00
	5,100.00	5,100.00
Issued, Subscribed and Paid-up		
90,82,006 Equity Shares of ₹1000/-* each fully paid up in cash	908.20	908.20
3,74,87,994 (P/Y 3,74,87,994) Equity Shares of ₹1000/-* each allotted as fully paid up for consideration received other than cash	3,748.80	3,748.80
	4,657.00	4,657.00

* In the meeting of the Board of Directors of BCCL dated April 15, 2025 it has been decided that the face value of shares be ₹10/- each in place of ₹1000/- each. This decision is subject to the approval of shareholders in the Annual General Meeting to be held for the Financial Year 2024-25.

Note:

7.1.1 Shares in the company held by each shareholder holding more than 5% Shares

Name of Shareholder/Promoter	No. of Shares held (Face value of ₹1000 each)	% of Total Shares	% Change during the year
Coal India Limited (Holding Company)	46570000	100%	0.00

7.1.2 Reconciliation of equity shares outstanding at the beginning and at the end of reporting period:-

Particular	Number of Share	Amount
Balance as on 01.04.2019	2,11,80,000	2118.00
Add: Shares issued due to conversion of Preference Shares into Equity Shares by the company during FY 2019-20	2,53,90,000	2539.00
Balance as on 31.03.2020	4,65,70,000	4657.00
Change during FY 2020-21	-	-
Balance as on 31.03.2021	4,65,70,000	4657.00
Change during FY 2021-22	-	-
Balance as on 31.03.2022	4,65,70,000	4657.00
Change during FY 2022-23	-	-
Balance as on 31.03.2023	4,65,70,000	4657.00
Change during FY 2023-24	-	-
Balance as on 31.03.2024	4,65,70,000	4657.00
Change during FY 2024-25	-	-
Balance as at March 31, 2025	4,65,70,000	4657.00



- 7.1.3** There is no movement in the equity share capital held by Coal India Limited (100%) during the current period. For details, refer to Note No 16.6.q : Change in Capital Structure.
- 7.1.4** The Company has only one class of equity shares having a face value ₹1000/-* per share. The holders of the equity shares are entitled to receive dividends as declared from time to time and are entitled to voting rights proportionate to their share holding at the meeting of shareholders. The dividend proposed by the Board of Directors is subject to the approval of the shareholders in the Annual General Meeting. In the event of liquidation, the equity shareholders are eligible to receive the remaining assets of the company after payment of all preferential amount, in proportionate to there shareholdings.





BHARAT COKING COAL LIMITED

(A Miniratna Company)

NOTES TO THE FINANCIAL STATEMENTS

NOTE 7.2 : OTHER EQUITY

(₹' Crore)

	As at	
	March 31, 2025	March 31, 2024
Capital Redemption reserve	-	-
Capital Reserve	-	-
General Reserve	219.21	140.99
Retained Earnings	1,586.52	523.73
Other comprehensive income that will be reclassified to profit or loss	-	-
TOTAL	1,805.73	664.72

(a) Capital Redemption Reserve

	March 31, 2025	March 31, 2024
Balance at the beginning of the year	-	-
Addition during the year		
Adjustment during the year		
Balance at the end of the year	-	-

- (i) As per Companies Act, 2013 Capital Redemption Reserve is created when company purchases its own share out of free reserve or securities premium, a sum equal to the nominal value of the shares so purchased is transferred to capital redemption reserve. The reserve is utilised in accordance with the provisions of the section 69 of the Companies Act, 2013.

(ii) In case of Holding Company:

Details of Capital Redemption Reserve

(₹' Crore)

Particulars	Amount	Year
	-	-
	-	-
Total		

(b) Capital Reserve

	March 31, 2025	March 31, 2024
Balance at the beginning of the year	-	-
Addition during the year		
Adjustment during the year		
Balance at the end of the year	-	-



(c) General Reserve

	March 31, 2025	March 31, 2024
Balance at the beginning of the year	140.99	140.99
Addition during the year	78.22	
Adjustment during the year		
Transfer to retained earnings		
Balance at the end of the year	219.21	140.99

The general reserve is a free reserve that is used from time to time to transfer profits from/to retained earnings for appropriation purposes.

(d) (i) Retained Earnings

	March 31, 2025	March 31, 2024
Balance at the beginning of the year ^{7.2.1(iii)}	557.48	(1,006.98)
Profit for the period	1,240.19	1,564.46
Interim Dividend	-	-
Final Dividend	(44.43)	-
Adjustment during the year	-	-
Transfer to General reserve	(78.22)	-
Balance at the end of the year	1,675.02	557.48

(d) (ii) Other Comprehensive Income items that will not be reclassified to profit or loss^{7.2.1}

	31.03.2024	31.03.2023
Balance at the beginning of the year	(33.75)	12.89
Other Comprehensive Income during the period	(54.75)	(46.64)
Adjustment during the year		
Balance at the end of the year	(88.50)	(33.75)
Total (d(i) + (ii))	1,586.52	523.73

Note:

7.2.1

- Includes net actuarial gains/(losses) on defined benefit plans (net of tax)
- Retained Earnings are the accumulated profit and loss of the company earned till date, net of appropriations.
- Refer Note 16 (7) for consequential impact of reclassification and restatement for stripping activity adjustment in note 9.1 as per Ind AS 8, 'Accounting Policies, Changes in Accounting Estimates and Errors' and Ind AS 1, 'Presentation of financial statements'.
- The dividend on erstwhile 5% Non-Convertible Cumulative Redeemable Preference Shares of ₹44.4325 crores was recommended by the Board and paid on August 05, 2024 after the approval of the shareholders in the Annual General Meeting for the Financial Year 2023-24 held on 01 August, 2024.



The remaining dividend of ₹844.2175 crores, has been recommended by the Board of Directors of BCCL in the meeting held on 23 April 2025, which will be put up for the approval of shareholders in the AGM (Annual General Meeting) of the Company to be held for the Financial Year 2024-25."

- (v) In the financial year 2024-25, an amount of ₹62.00 Crore (compared to ₹78.22 Crore in the previous year) is proposed to be allocated to General Reserves from the profits.

(e) Items of other comprehensive income

(Other Comprehensive Income items that will be reclassified to profit or loss)

	March 31, 2025	March 31, 2024
(i) Exchange differences on translating the financial statements of a foreign operation		
Balance at the beginning of the year	-	-
Total Comprehensive Income for the current year		
Adjustment during the year		
Balance at the end of the year	-	-
(ii) Share of other comprehensive income/(expense) of joint ventures accounted for using the equity method (net of tax)		
Balance at the beginning of the year	-	-
Total Comprehensive Income for the current year		
Adjustment during the year		
Balance at the end of the year	-	-
Total [(i)+(ii)]	-	-





BHARAT COKING COAL LIMITED

(A Miniratna Company)

NOTES TO THE FINANCIAL STATEMENTS

NOTE 8.1 : BORROWINGS

(₹' Crore)

	As at	
	March 31, 2025	March 31, 2024
Non-Current		
Term Loans -From Banks	-	-
- Secured	-	-
- Unsecured		
-From Others	-	-
- Secured	-	-
- Unsecured	-	-
Total		

Current		
From Banks - Secured		
- Bank Overdrafts	-	-
- Other Loans from banks	-	-
- Unsecured	-	-
-From Others		
- Secured	-	-
- Unsecured	-	-
Current Maturities of Long Term Borrowings	-	-
Total	-	-

Note:

- 8.1.1** Working Capital sanctioned demand loan limit (unsecured) of ₹350.00 crore (P/Y ₹350.00 crore) from HDFC Bank. Out of this utilised ₹0.00 crore (P/Y ₹0.00 crore).
- 8.1.2** Short term loan sanctioned limit (unsecured) of ₹50.00 crore (P/Y ₹50.00 crore) from ICICI Bank. Out of this utilised ₹0.00 crore (P/Y ₹0.00 crore).
- 8.1.3** Working Capital sanctioned demand loan limit (unsecured) of ₹200.00 crore (P/Y ₹200.00 crore) from Axis Bank. Out of this utilised ₹0.00 crore (P/Y ₹0.00 crore).
- 8.1.4** Sanctioned limit on overdraft facility secured against fixed deposits from various banks as at 31 March 2025 is ₹295.241 crores (P.Y. ₹0.00 crore). Out of this utilised ₹0.00 crore (P/Y ₹0.00 crore).
- 8.1.5** Loan has not been guaranteed by directors or others.
- 8.1.6** There is no secured loan as on 31 March 2025.
- 8.1.7** All WCDL limits are unsecured.





BHARAT COKING COAL LIMITED

(A Miniratna Company)

NOTES TO THE FINANCIAL STATEMENTS

NOTE 8.2 : LEASE LIABILITIES

(₹' Crore)

	As at	
	March 31, 2025	March 31, 2024
Non-Current		
Balance at the beginning of the year	152.73	153.78
Additions during the year	58.64	53.74
Finance cost accrued during the period	18.58	17.68
Payment of lease liabilities	(86.89)	(72.47)
Balance at the closing of the year	143.06	152.73
	-	
Current		
Balance at the beginning of the year	77.50	58.86
Additions during the year	13.15	18.39
Finance cost accrued during the period	-	0.25
Payment of lease liabilities	(0.54)	-
Balance at the closing of the year	90.11	77.50
Total	233.17	230.23

Note:

8.2.1 Maturity Analysis of Lease Liability on an undiscounted basis (Non-Current and Current):

Particulars	March 31, 2025	March 31, 2024
Up to 1 Year	90.11	77.50
1-5 Years	143.06	152.73
More than 5 Years	-	-

8.2.2 Changes in the carrying value of right-of-use assets as at March 31, 2025

Particulars	Net Carrying Value at the beginning of the year	Addition during the year / period	Deletion during the year / period	Net Carrying Value at the closing of the year	Depreciation/ Amortisation for the year
Land	25.04	6.73	-	31.02	0.75
Building	-	-	-	-	-
Plant and Equipment	-	-	-	-	-
Furniture and Fixtures	-	-	-	-	-
Vehicles	78.59	23.53	-	71.83	30.28
Office Equipment	-	-	-	-	-
Telecommunication	91.80	38.90	-	83.96	46.74



Railway Sidings	18.59	-	-	17.92	0.66
Rail Corridor	-	-	-	-	-
Intangible Assets	-	-	-	-	-

Changes in the carrying value of right-of-use assets as at March 31, 2024

Particulars	Net Carrying Value at the beginning of the year	Addition during the year / period	Deletion during the year / period	Net Carrying Value at the closing of the year	Depreciation/ Amortisation for the year
Land	25.39	0.92	-	25.04	1.28
Building	-	-	-	-	-
Plant and Equipment	-	-	-	-	-
Furniture and Fixtures	-	-	-	-	-
Vehicles	40.89	60.79	-	78.59	23.09
Office Equipment	-	-	-	-	-
Telecommunication	120.94	7.14	-	91.80	36.28
Railway Sidings	19.25	-	-	18.59	0.66
Rail Corridor	-	-	-	-	-
Intangible Assets	-	-	-	-	-

Lease terms are negotiated on an individual basis and contain a wide range of different terms and conditions. Each lease generally imposes a restriction that, unless there is a contractual right for the Company to sublet the asset to another party, the right-of-use asset can only be used by the Company.

With the exception of short-term leases and leases of low-value underlying assets, each lease is reflected on the balance sheet as a right-of-use asset and a lease liability. Payments made for short-term leases and leases of low value are expensed on a straight-line basis over the lease term."

The company's significant leasing arrangements include assets dedicated for use under long-term arrangements as given in the above table of Right of Use Assets.

8.2.3 Amounts recognised in profit or loss

Particulars	March 31, 2025	March 31, 2024
Depreciation and amortisation expense for right-of-use assets (included in Note 13.5)	78.43	61.31
Interest expense on lease liabilities (included under "unwinding of discounts" in Note 13.4)	18.58	17.93
Expense relating to short-term leases		
Gain or loss arising from sale and leaseback transaction		
	97.01	79.24

8.2.4 Total Cash outflow for Leases disclosed in the cash flow statement

Particulars	March 31, 2025	March 31, 2024
Payment of finance lease liabilities	87.43	72.47
Cash Outflow relating to short term leases	-	-
	87.43	72.47





BHARAT COKING COAL LIMITED

(A Miniratna Company)

NOTES TO THE FINANCIAL STATEMENTS

NOTE 8.3 : TRADE PAYABLES

(₹' Crore)

	As at	
	March 31, 2025	March 31, 2024
Current		
Total outstanding dues of micro, small and medium enterprises	23.63	8.71
Total outstanding dues of Creditors other than micro, small and medium enterprises	2,149.64	1,224.82
TOTAL	2,173.27	1,233.53

8.3.1 (a) Trade Payables ageing schedule as at March 31, 2025

(₹' Crore)

Particulars	Outstanding for following periods from transaction date				
	Less than 1 year	1-2 years	2-3 years	More than 3 years	Total
(i) MSME	23.63	-	-	-	23.63
(ii) Others	2,021.46	30.79	23.57	73.82	2,149.64
(iii) Disputed dues - MSME	-	-	-	-	-
(iv) Disputed dues - Others	-	-	-	-	-
(v) Unbilled dues	-	-	-	-	-
Total	2,045.09	30.79	23.57	73.82	2,173.27

8.3.1 (b) Trade Payables ageing schedule as at March 31, 2024

(₹' Crore)

Particulars	Outstanding for following periods from transaction date				
	Less than 1 year	1-2 years	2-3 years	More than 3 years	Total
(i) MSME	8.71	-	-	-	8.71
(ii) Others	1,027.13	86.00	37.83	73.86	1,224.82
(iii) Disputed dues - MSME	-	-	-	-	-
(iv) Disputed dues - Others	-	-	-	-	-
(v) Unbilled dues	-	-	-	-	-
Total	1,035.84	86.00	37.83	73.86	1,233.53





BHARAT COKING COAL LIMITED

(A Miniratna Company)

NOTES TO THE FINANCIAL STATEMENTS

NOTE 8.4 : OTHER FINANCIAL LIABILITIES

(₹' Crore)

	As at	
	March 31, 2025	March 31, 2024
Non Current		
Security Deposits	357.93	324.17
Others	-	-
TOTAL	357.93	324.17
Current		
Current Account with- CIL	337.08	361.38
Current Account with- IICM	0.01	0.01
	337.09	361.39
Unpaid dividends	-	-
Security Deposits	157.63	134.20
Earnest Money	93.53	87.59
Payable for Capital Expenditure	76.04	76.08
Liability for Employee Benefits	1,012.18	875.64
Others ^{8.4.1}	662.81	411.10
TOTAL	2,339.28	1,946.00

Note:

8.4.1 Others above includes unspent CSR expenses (Refer Annexure to Note - 13.8 CSR Expenses)

8.4.2 Includes CUF collected till 31 March, 2025 ₹610.92 crore (up to 31 March, 2024 ₹362.08 crore).





BHARAT COKING COAL LIMITED

(A Miniratna Company)

NOTES TO THE FINANCIAL STATEMENTS

NOTE 9.1 : PROVISIONS

(₹' Crore)

	As at	
	March 31, 2025	March 31, 2024
Non Current		
Employee Benefits:		
Gratuity	420.74	475.82
Leave Encashment	684.22	604.45
Post Retirement Medical Benefits	291.26	299.26
Other Employee Benefits	42.86	61.29
	1,439.08	1,440.82
Other Provisions:		
Site Restoration/Mine Closure ^{9.1.3}	692.65	579.61
Stripping Activity Adjustment ^{9.1.2}	192.98	(2.92)
Others	-	-
TOTAL	2,324.71	2,017.51
Current		
Employee Benefits:		
Gratuity	358.70	375.69
Leave Encashment	84.64	84.86
Post Retirement Medical Benefits	40.35	-
Other Employee Benefits ^{9.1.4}	568.68	724.10
	1,052.37	1,184.65
Site Restoration/ Mine Closure	-	-
Other Provisions:		
Others	-	-
TOTAL	1,052.37	1,184.65

Note:

9.1.1 The details of movement in Provisions (Current and Non-Current)

The position and movement of various provisions except those relating to Gratuity, Leave encashment and Post-Retirement Medical benefits which are covered under note 16.

	Balance at the beginning of the year	Charged during the year	Utilised during the year	Balance at the end of the year
Other Employee Benefits	785.39	406.91	580.76	611.54
Others	-	-	-	-



9.1.2 Stripping activity provision (Ratio Variance): Stripping activity provision recognized earlier is based on the policy followed consistently by CIL since its inception. Stripping activity provision (net) was recognized or reversed based on the current ratio of OB to Coal as compared to the average Stripping ratio (Standard ratio) of the mine. This accounting method has been substantiated and validated by a multitude of authoritative bodies and forums, including income tax authorities.

The carrying amount of the stripping activity provision is reversed systematically whenever the situation of reversal arises on extraction of actual volume of overburden over expected volume thereof. Such reversal is specific to mines at the rate the said provision has been recognized.

In the case of a mine, where the stripping activity provision has resulted in an excess volume of overburden extracted over the volume of overburden expected multiplied by the opening average rate of stripping activity shall be recognised as stripping activity adjustment in the statement of profit and loss with corresponding debit to the net stripping activity provision.

However no such provision keeping in view the policy with respect to the stripping activity now being followed (note 2.19) has further been created and ₹(475.07) crores being the amount created till March 31, 2022 is being adjusted in systematic manner as stated herein above. Accordingly ₹195.90 crores (P.Y. ₹200.52 crores; ₹672.67 crores in FY 2022-23) has been adjusted from net stripping activity provision with a corresponding impact to the statement of profit and loss (refer note 13.6)."

The details of movement in Stripping Activity Provision:

	As at	
	March 31, 2025	March 31, 2024
Stripping Activity Provision		
Balance at the beginning of the year	(2.92)	197.60
Reversed during the year -for stripping activity provision	195.90	(200.52)
Reversed during the year - for advance stripping adjustment	-	-
Balance at the end of the year	192.98	(2.92)

9.1.3 Provision for Site Restoration/Mine Closure

The Company's obligation for land reclamation and decommissioning of structures consists of spending at both surface and underground mines in accordance with the guidelines from Ministry of Coal, Government of India. The estimate of obligation for Mine Closure, Site Restoration and Decommissioning based upon detailed calculation and technical assessment of the amount and timing of the future cash spending to perform the required work. Mine Closure expenditure is provided as per approved Mine Closure Plan. The estimates of expenses are escalated for inflation, and then discounted at a discount rate (@8%) that reflects current market assessment of the time value of money and the risks, so that the amount of provision reflects the present value of the expenditures expected to be required to settle the obligation. The value of the provision is progressively increased over time as the effect of discounting unwinds; creating an expense recognised as financial expenses. In reference to above guidelines for preparation of mine closure plan, an escrow account has been opened. (Refer Note - 9)

Reconciliation of Reclamation of Land/ Site restoration /Mine Closure :

	As at	
	March 31, 2025	March 31, 2024
Site restoration provision on opening date	579.61	528.10
Addition of further Site restoration Provision	78.73	13.42
Add: Unwinding of Provision charged during the period	79.50	38.09
Less: Withdrawal during the period	45.19	-
Mine Closure Provision	692.65	579.61

9.1.4 The liability of Gratuity (net of plan assets) is inclusive of amount recoverable from the gratuity trust for benefit paid.





BHARAT COKING COAL LIMITED

(A Miniratna Company)

NOTES TO THE FINANCIAL STATEMENTS

NOTE 10.1 : OTHER NON CURRENT LIABILITIES

(₹ ' Crore)

	As at	
	March 31, 2025	March 31, 2024
Shifting & Rehabilitation Fund ^{4,6,3}	71.94	138.32
Deferred Income (Government Grant) ^{10.1.1, 10.1.2 & 10.1.3}	733.39	740.17
Others	0.61	4.14
Total	805.94	882.63

Note:

- 10.1.1** Capital Assistance of ₹1.37 crores received from MOC through CIL against Construction of Railway Siding at EJ Area. The Railway Siding has been capitalised during FY 2021-22. During the current year, proportionate amount of ₹0.09 crore (PY ₹0.11 crore) against Railway Sidings has been amortised through Other Income.
- 10.1.2** Capital Assistance of ₹4.71 crores received from MOC through CIL against Tele-monitoring & Man-riding system at WJ Area. Tele-monitoring system has been capitalised and accordingly till date out of the Capital Assistance pertaining to Tele-monitoring ₹4.54 crores has been amortised through Other Income on year-to-year basis. Man-riding system is still under Capital WIP and accordingly capital assistance pertaining to this is lying under Deferred Income. During the current year, proportionate amount of ₹0.17 crore (PY ₹0.69 crore) against Tele-monitoring system has been amortised through Other Income.
- 10.1.3** Deferred income includes capital assistance of ₹750.73 crores received from CIL against the expenditure incurred on account of Rehabilitation under Jharia Master Plan. The same has been amortized in line with the depreciation charged on the assets created under the Rehabilitation Plan. During the current period the amount amortized through other income is ₹6.51 crores (P.Y. ₹11.74 crores)





BHARAT COKING COAL LIMITED

(A Miniratna Company)

NOTES TO THE FINANCIAL STATEMENTS

NOTE 10.2 : OTHER CURRENT LIABILITIES

(₹' Crore)

	As at	
	March 31, 2025	March 31, 2024
Statutory Dues ^{10.2.1}	965.53	872.27
Advance for Coal Import	-	-
Advance from customers/others	553.49	703.92
Cess Equalization Account ^{10.2.2 & 10.2.3}	14.80	9.72
Deferred Income (Government Grant)	0.17	1.38
Others liabilities	0.09	-
TOTAL	1534.08	1587.29

Note:

10.2.1 Statutory Dues include Bazaar Fee amounting to ₹201.22 Crores as at March 31, 2025 (P/Y ₹191.31 Crores) which includes (i) total liability accrued except SAIL during the period from April 2024 to March 2025 amounting to ₹14.14 Crores and (ii) un-realised amount of Bazaar Fee up to March 2025 from SAIL not yet paid ₹187.08 Crores.

10.2.2 The payment of Cess on the annual value of coal-bearing land is calculated using the average production of the two preceding years and the notified sale price as of 1st April. Conversely, the revenue collected from customers is based on the value of coal despatches.

10.2.3 Management anticipates that no additional future liabilities, including interest, will arise beyond those disclosed in the financial statements.

10.2.4 Refer Footnote 10.1.1, 10.1.2 & 10.1.3 of Note-10.1





BHARAT COKING COAL LIMITED

(A Miniratna Company)

NOTES TO THE FINANCIAL STATEMENTS

NOTE 11.1 : TAX ASSETS/LIABILITIES

(₹' Crore)

	As at	
	March 31, 2025	March 31, 2024
Income Tax Assets		
Balance at the beginning of the year	283.18	168.57
Recognised during the year	385.72	114.61
Reversal/refund during the year	-	-
Balance at the Closing of the year	668.90	283.18
Income Tax Liabilities		
Balance at the beginning of the year	180.33	-
Recognised during the year (Refer 14.1)	290.03	180.33
Reversal/Adjustment during the year	-	-
Balance at the Closing of the year	470.36	180.33
Net income tax asset/(liabilities) at the end	198.54	102.85
Disclosed as:		
Non Current		
Income Tax Assets (net)	-	-
Income Tax Liabilities (net)	-	-
Current		
Income Tax Assets (net)	198.54	102.85
Income Tax Liabilities (net)	-	-
	198.54	102.85





BHARAT COKING COAL LIMITED

(A Miniratna Company)

NOTES TO THE FINANCIAL STATEMENTS

NOTE 11.2 : DEFERRED TAX ASSETS/LIABILITIES

(₹' Crore)

	Balance as at April 01, 2024	Recognised/ (reversed) in profit and loss during the period	Recognised in other comprehensive income during the year	Balance as at March 31, 2025
(A) Deferred Tax Assets:				
Provision for Doubtful Advances, Claims and Debts	197.97	(105.24)	-	92.73
Employee Benefits	372.12	(16.56)	-	355.56
Others (Lease Liabilities and Site Restoration)	252.67	(19.66)	-	233.01
TOTAL OF (A)	822.76	(141.46)	-	681.30
(B) Deferred Tax Liability:				
Related to Property, Plant and Equipment and Intangible assets	121.13	31.45	-	152.58
Others	0.24	(0.24)	-	-
TOTAL OF (B)	121.37	31.21	-	152.58
Net Deferred Tax Asset/ (Deferred Tax Liability) (C= A-B)	701.39	(172.67)	-	528.72
D. Re measurement of Defined benefit Plan DTL/DTA	15.69	-	18.42	34.11
Net Deferred Tax Asset/ (Deferred Tax Liability) (E=C+D)	717.08	(172.67)	18.42	562.83

Disclosed as:	As at	
	31.03.2024	31.03.2023
Deferred Tax Assets	562.83	717.08
Deferred Tax Liability	-	-
	562.83	717.08





BHARAT COKING COAL LIMITED

(A Miniratna Company)

NOTES TO THE FINANCIAL STATEMENTS

NOTE 12.1 : REVENUE FROM OPERATIONS

(₹' Crore)

	For the Year Ended			
	March 31, 2025		March 31, 2024	
Sales	17,449.99		17,545.74	
Less : Statutory Levies	4,366.73		4,384.64	
Sales- Net (A) ^{12.1.1 and 12.1.2}		13,083.26		13,161.10
Other Operating Revenue				
Subsidy for Sand Stowing & Protective Works		-		0.73
Loading and additional transportation charges	733.90		715.70	
Less : Statutory Levies	47.37	686.53	67.49	648.21
Evacuation facilitating Charges	240.10		247.06	
Less: Statutory Levies	11.44	228.66	11.76	235.30
Other Operating Revenue (Net) (B)		915.19		884.24
Revenue from Operations (A+B)		13,998.45		14,045.34

Note:

- 12.1.1** Sale above has been increased/(decreased) by estimated Coal Quality Variance (Net of reversal) of ₹169.15 Crore (Previous Year ₹(81.68) Crore).
- 12.1.2** Sales include Performance Incentive (PI) recognised during the period ₹592.10 Crores (Previous Year ₹373.51 Crores)





BHARAT COKING COAL LIMITED

(A Miniratna Company)

NOTES TO THE FINANCIAL STATEMENTS

NOTE 12.2 : OTHER INCOME

(₹' Crore)

	For the Year Ended	
	March 31, 2025	March 31, 2024
Interest Income ^{12.2.1}	176.33	168.20
Dividend Income from Mutual funds	-	-
Others non-operating income (net of expenses directly attributable to such income)		
Profit on Sale of Assets	0.63	2.07
Gain on Foreign Exchange Transactions	-	-
Gain on Sale of Mutual Fund	5.28	12.56
Lease Rent	0.49	1.67
Provision Written Back ^{12.2.2}	5.47	2.76
Liability Written Back	149.88	57.57
Fair value changes (net)	0.01	0.23
Miscellaneous Income ^{12.2.3}	260.99	161.61
TOTAL	599.08	406.67

Note:

12.2.1 Includes interest on income tax refund ₹40.42 crores (P.Y. ₹51.21 crores)

12.2.2 Details of provision written back

For loans to body corporate and employees (4.2.1)	-	-
For trade receivables (4.3.1)	-	-
For financial deposits and receivables (4.6.1)	-	-
For coal and store inventories (5.1.1 and 5.1.2)	5.47	2.76
For other non current deposits and advances (6.1.1)	-	-
For other current deposits and advances (6.2.1)	-	-
Total provision written back during the period/year	5.47	2.76

12.2.3 Includes amortisation of Deferred Income (Capital grant) of ₹6.77 crores (P.Y. ₹12.54 crores).





BHARAT COKING COAL LIMITED

(A Miniratna Company)

NOTES TO THE FINANCIAL STATEMENTS NOTE 13.1 : COST OF MATERIALS CONSUMED

(₹' Crore)

	For the Year Ended	
	March 31, 2025	March 31, 2024
Explosives	282.47	362.26
Timber	0.30	0.19
Oil and Lubricants	250.12	297.72
HEMM Spares	71.07	47.46
Other consumable stores & spares	36.96	34.54
Total	640.92	742.17





BHARAT COKING COAL LIMITED

(A Miniratna Company)

NOTES TO THE FINANCIAL STATEMENTS

NOTE:13.2 CHANGE IN INVENTORIES OF FINISHED GOODS, WORK IN PROGRESS AND STOCK IN TRADE

(₹' Crore)

	For the Year Ended	
	March 31, 2025	March 31, 2024
Change in Inventory of coal		
Stock at the beginning of the year	1,557.92	1,215.58
Opening Stock brought to Revenue	-	10.21
Stock at the closing of the year	2,120.50	1,557.92
	(562.58)	(332.13)
Change in Inventory of workshop and press jobs		
Stock at the beginning of the year	-	-
Stock at the closing of the year	-	-
Total	(562.58)	(332.13)





BHARAT COKING COAL LIMITED

(A Miniratna Company)

NOTES TO THE FINANCIAL STATEMENTS

NOTE 13.3 : EMPLOYEE BENEFITS EXPENSES

(₹' Crore)

	For the Year Ended	
	March 31, 2025	March 31, 2024
Salaries and Wages ^{13.3.1}	5,162.51	5,371.55
Contribution to Provident Fund and Other Funds ^{13.3.2}	1203.36	1440.00
Staff welfare Expenses	347.86	339.14
TOTAL	6,713.73	7,150.69

Note:

13.3.1 Including allowances, bonus, incentives, performance related pay, overtime pay, sitting fees to independent directors etc.

13.3.2 Expenses recognized during the year for Provident Fund ₹501.70 crores (P.Y. ₹509.47 crores), Pension Fund ₹284.52 crores (P.Y. ₹275.32 crores) and CIL Executive Defined Contribution Pension Scheme (NPS) ₹21.60 crores (P.Y. ₹22.77 crores).

13.3.3 Disclosures as per Ind AS 19 'Employee Benefits' in respect of provision made towards various employee benefits except those covered under actuarial valuation, are provided in Note 9.1.1.

13.3.4 Disclosures as per Ind AS 19 'Employee Benefits' in respect of defined benefit plans and other long term employee benefit plans which are covered under actuarial valuation are disclosed in Note 16.





BHARAT COKING COAL LIMITED

(A Miniratna Company)

NOTES TO THE FINANCIAL STATEMENTS

NOTE 13.4 : FINANCE COSTS

(₹' Crore)

	For the Year Ended	
	March 31, 2025	March 31, 2024
Interest Expenses		
Unwinding of discounts	71.89	60.46
Fair value changes (net)	-	-
Other Borrowing Costs ^{13.4.1}	0.60	1.37
Total	72.49	61.83

Note:

13.4.1 It includes accrued interest on borrowings ₹0.00 crores (Previous Year ₹0.00 crores).

NOTES TO THE FINANCIAL STATEMENTS

NOTE 13.5: DEPRECIATION/ AMORTIZATION/ IMPAIRMENT

(₹' Crore)

	For the Year Ended	
	March 31, 2025	March 31, 2024
Depreciation/Amortization/Impairment		
Property, Plant And Equipment (Note 3.1)	577.96	330.95
Capital Work In Progress (Note 3.2)	-	6.41
Exploration And Evaluation Assets (Note 3.3)	-	-
Intangible Assets (Note 3.4)	2.72	3.03
Intangible Assets Under Development (Note 3.5)	-	-
	580.68	340.39
Less:		
Transferred to expenditure during development of coal mines	-	-
TOTAL	580.68	340.39





BHARAT COKING COAL LIMITED

(A Miniratna Company)

NOTES TO THE FINANCIAL STATEMENTS

NOTE 13.6 : STRIPPING ACTIVITY ADJUSTMENT

(₹' Crore)

	For the Year Ended	
	March 31, 2025	March 31, 2024
Advance Stripping Adjustment	-	-
Stripping activity provision	195.90	(200.52)
Improved access to coal	(772.30)	(185.17)
Total	(576.40)	(385.69)

Note:

- 13.6.1** Stripping Activity provision: Carrying amount of the ratio variance reserve is being reversed systematically whenever the situation of reversal arises as per material accounting policy of the Company.
- 13.6.2** Improved access to coal: When the actual volume of overburden removed is greater than the expected volume of overburden removal, the stripping cost for excess overburden removed over the expected overburden removal is capitalised to the stripping activity asset.
- 13.6.3.** Refer Note 16 for reclassification and restatement for stripping activity adjustment as per Ind AS 8, 'Accounting Policies, Changes in Accounting Estimates and Errors' and Ind AS 1, 'Presentation of financial statements'. Also Refer note 9.1

NOTES TO THE FINANCIAL STATEMENTS

NOTE 13.7 : CONTRACTUAL EXPENSES

(₹' Crore)

	For the Year Ended	
	March 31, 2025	March 31, 2024
Transportation Charges	281.99	342.01
Wagon Loading	28.21	30.58
Outsourcing Expenses For Coal And Overburden	3,733.81	2,480.47
Other Contractual Work	267.50	315.58
Total	4,311.51	3,168.64





BHARAT COKING COAL LIMITED

(A Miniratna Company)

NOTES TO THE FINANCIAL STATEMENTS

NOTE 13.8 : OTHER EXPENSES

(₹' Crore)

	For the Year Ended	
	March 31, 2025	March 31, 2024
Power expenses	238.94	256.77
Repairs and Maintenance		
-Building	38.15	43.81
-Plant and Equipment	64.17	61.76
-Others	3.68	4.36
Travelling expenses	22.51	10.65
Training Expenses	7.05	9.64
Telephone & Internet	10.79	6.62
Advertisement & Publicity	3.63	3.48
Freight Charges	42.19	42.10
Demurrage	31.30	12.37
Under Loading Charges	70.66	50.10
Coal Sampling Charges	11.45	9.73
Security Expenses	382.93	369.36
Legal Expenses	10.58	5.39
Consultancy Charges	3.45	1.34
Service Charges of CIL	40.50	41.10
Service Charges (CMPDI)	45.31	50.84
Loss on Sale/Discard/Surveyed of Assets	1.27	0.69
Auditor's Remuneration & Expenses		
For Audit Fees	0.31	0.25
For Taxation Matters	0.02	0.02
For Other Services	0.22	0.19
For Reimbursement of Exps.	0.09	0.15
Internal & Other Audit Expenses	3.27	3.18
Rehabilitation Charges	22.92	23.56
Lease Rent, Surface / Dead Rent & Hiring Charges	21.91	16.13
Rates & Taxes ^{13.8.2}	504.50	476.92
Insurance	0.94	1.67
Loss on Exchange rate variance	-	-
Other Rescue/Safety Expenses	2.66	2.78
Siding Maintenance Charges	5.87	8.69



Research , Development and Survey expenses	-	-
Environmental & Tree Plantation Expenses	19.29	13.90
Expenses on Buyback of shares	-	-
Corporate Social Responsibility expenses ^{13.8.3}	28.67	10.09
Donations, Rewards & Grant	0.11	0.01
Provisions	4.80	2.23
Write off	-	-
Less: Write back of provisions recognized earlier on write off	-	-
Write off (Net of Write back of provisions recognized earlier)	-	-
Miscellaneous expenses	70.15	74.56
TOTAL	1714.29	1614.44

Note:

13.8.1 Details of provisions

(₹' Crore)

	For the Year Ended	
	March 31, 2025	March 31, 2024
For loans to body corporate and employees (4.2.1)	-	-
For trade receivables (4.3.1)	-	-
For financial deposits and receivables (4.6.1)	-	-
For coal and store inventories (5.1.1 and 5.1.2)	4.80	2.23
For other non current deposits and advances (6.1.1)	-	-
For other current deposits and advances (6.2.1)	-	-
Total provision made during the period/year	4.80	2.23

13.8.2 Government of Jharkhand has brought a scheme "The Jharkhand Karadhan Adhiniyamo ki Bakaya Rashi ka Samadhan Adhiniyam 2022" (in short "Kar Samadhan Yojna 2022") for settlement of old arrears and disputes of JVAT Act 2005, CST Act 1956, Electricity Duty Act 1948 etc. Accordingly 353 numbers of old pending cases of BCCL have been settled under scheme during the year 2023-24 with a payment of ₹62.84 crores.

13.8.3 Details of CSR Expenses

A. Activity wise break-up of CSR Expenses (incl. excess spent):

(₹' Crore)

	For the Year Ended	
	March 31, 2025	March 31, 2024
Eradicating hunger, poverty and malnutrition	20.62	6.25
Promoting education, including special education and employment enhancing vocational skills	7.56	3.74
Gender equality and measures for reducing inequalities faced by socially and economically backward groups	0.25	0.05
Environmental Sustainability	-	-
Protection of National heritage, art and culture	0.06	0.05
Benefit of Armed forces veterans, war widows and their dependents	-	-



Training to promote rural sports, nationally recognised sports, Paralympic sports and Olympic sports	0.02	-
Contribution to fund set up by the Central Government for socio economic development	-	-
Contribution to incubators or research and development projects	-	-
Contributions to Universities and Research Institutes	-	-
Rural development projects	0.16	-
Slum area development	-	-
Disaster Management, including relief, rehabilitation and reconstruction activities	-	-
Total	28.67	10.09

B. CSR required to be spent and CSR Expenditure Break-up:

a) Amount Required to be spent during the year (2% of Average net profits of the company made during the three immediately preceding financial years under Section 135 of the Companies Act, 2013)	18.75	
b) Amount approved by the Board to be spent during the year	28.87	10.09
c) Amount spent during the year on:		
(i) Construction/Acquisition of any Asset		-
(ii) on purposes other than (i) above	28.67	10.09
Total	28.67	10.09

C. Reconciliation of CSR Expenses recognised and CSR Expenses spent

(₹' Crore)

	For the Year Ended	
	March 31, 2025	March 31, 2024
CSR Expenses Spent	22.15	7.77
Less: Excess carried forward/(Utilised) during the year		
Add: Unspent CSR expense on ongoing projects	6.52	2.32
Add: Unspent CSR expense on other than ongoing		
Amount recognised in P&L	28.67	10.09



D. Unspent amount Other than ongoing Project [Section 135(5)]

(₹' Crore)

	For the Year Ended	
	March 31, 2025	March 31, 2024
Opening Balance	-	-
Deposited in Specified Fund of Schedule VII within 6 months	-	-
Amount required to be spent during the year	-	-
Amount spent during the year	-	-
Closing Balance	-	-

E. Excess amount spent [Section 135(5)]

Year-wise details	Opening Balance	Amount required to be spent during the year	Amount spent during the year	Closing Balance
2022-23				
2023-24				
2024-25				

Refer footnote to Other Deposits and Advances under Note -6.2 : Other Current Assets

F. Unspent Ongoing Project [Section 135(6)]

		2024-25	2023-24
Opening Balance	With Company		
	In separate CSR Account	3.52	2.92
Amount required to be spent during the year		28.81	10.09
Amount spent during the year	From Company's Bank Account	22.30	7.77
	From Separate CSR Account	2.28	1.72
Closing Balance	With Company	-	-
	In separate CSR Account	7.75	3.52

G. Provision for Liability of CSR Expenses

	For the Year Ended March 31, 2025
Opening Balance	3.52
Addition during the period	6.51
Adjustment during the year	2.28
Closing Balance	7.75





BHARAT COKING COAL LIMITED

(A Miniratna Company)

NOTES TO THE FINANCIAL STATEMENTS

NOTE 14.1: TAX EXPENSE

(₹' Crore)

	For the Year Ended	
	March 31, 2025	March 31, 2024
Current Year	290.03	180.33
Earlier Year	-	-
Total Current Tax	290.03	180.33
Deferred Tax	172.67	346.88
MAT Credit Entitlement	-	-
TOTAL	462.70	527.21

14.1.1 Reconciliation of Tax Expenses:

Profit/(Loss) before tax	1,702.89	2,091.67
At income tax rate of 25.168%	428.58	526.43
Less: Tax on exempted Income		
Add: Tax on non-deductible expenses/(Additional expenses allowed for tax purpose)	34.12	0.78
Adjustment for Tax under MAT provisions		
Adjustment for earlier year tax	-	-
Income Tax Expenses reported in statement of Profit and Loss	462.70	527.21
Effective income tax rate :	27.17%	25.21%

14.1.2 Refer Note 11.2 for component of deferred tax assets / (liabilities).





BHARAT COKING COAL LIMITED

(A Miniratna Company)

NOTES TO THE FINANCIAL STATEMENTS

NOTE 15.1 : OTHER COMPREHENSIVE INCOME

(₹' Crore)

	For the Year Ended	
	March 31, 2025	March 31, 2024
(i) Items that will not be reclassified to profit or loss		
Re measurement of defined benefit plans ^{15.1.1}	(73.17)	(62.33)
	(73.17)	(62.33)
(ii) Income tax relating to items that will not be reclassified to profit or loss		
Re measurement of defined benefit plans	(18.42)	(15.69)
	(18.42)	(15.69)
(iii) Items that will be reclassified to profit or loss		
Share of OCI in Joint ventures	-	-
	-	-
(iv) Income tax relating to items that will be reclassified to profit or loss		
Share of OCI in Joint ventures	-	-
	-	-
Total (i+ii+iii+iv)	(54.75)	(46.64)

Note:

- 15.1.1** Represents figure in respect of Gratuity ₹(70.14) crore (PY ₹(73.68) crores), for post retirement medical benefits ₹(3.03) crores (P.Y. ₹11.35 crores).



**NOTE 16 - ADDITIONAL NOTES TO THE FINANCIAL STATEMENTS
FOR THE YEAR ENDED MARCH 31, 2025**

1. Contingent Liabilities and Contingent Assets -

1. Claims against the Company not acknowledged as debts (to the extent not provided for)

(₹ 'Crore)

Sl No.	Particulars	Central Government	State Government and local authorities	Central Public Sector Enterprises	Others	Total
1.	Opening As at April 01, 2024	1207.67	1160.81	0.00	2083.41	4451.89
2.	Additions during the year	30.63	67.75	0.00	244.48	342.87
3.	Claims settled during the year					
	From Opening Balance	420.50	146.81	0.00	5.00	572.32
	Out of addition during the year	0.00	0.00	0.00	33.70	33.70
4.	Closing As at March 31, 2025	817.80	1081.75	0.00	2289.19	4188.74

(₹ 'Crore)

Sl No.	Particulars	Central Government	State Government and local authorities	Central Public Sector Enterprises	Others	Total
1.	Opening As at April 01, 2023	1621.93	1275.68	0.00	1880.88	4778.49
2.	Additions during the year	71.83	276.42	0.00	223.84	572.09
3.	Claims settled during the year					
	From Opening Balance	486.09	391.29	0.00	21.31	898.69
	Out of addition during the year					0.00
4.	Closing As at March 31, 2024	1207.67	1160.81	0.00	2083.41	4451.89



Contingent Liability

(₹ 'Crore)

Sl. No.	Particulars	As at March 31, 2025	As at March 31, 2024
1	Central Government		
	Income Tax	578.53	659.75
	Sales Tax: CST	156.60	276.09
	Central Excise	77.55	265.19
	Service Tax	5.12	6.64
	Sub-Total	817.80	1207.67
2	State Government and local authority		
	Sales Tax: VAT	192.54	245.70
	GST	110.30	110.30
	Royalty	491.33	511.22
	Holding Tax	252.23	252.23
	Electricity Duty	26.60	31.42
	Others Statutory Dues (RE/PE Cess)	8.75	9.94
	Sub-Total	1081.75	1160.81
3	Central Public Sector Enterprises		
	Sub- Total	0.00	0.00
4	Others		
	Suits against the Company under litigation	1007.66	909.31
	Arbitration proceedings	1196.97	1114.08
	Misc (Land)	84.56	60.02
	Sub-Total	2289.19	2083.41
	Grand Total	4188.74	4451.89

No interest is expected in the settlement of cases under contingent liabilities, except where management has an adverse view.

The company's pending litigation comprises of claims against the company and proceedings pending tax/statutory/ Government authorities. The company has reviewed all its pending litigations and proceedings and has made adequate provisions, and disclosed the contingent liabilities, where applicable, in its Financial Statements. The company does not expect the outcome of these proceedings to have a material impact on its financial position. Future cash outflows in respect of above are dependent upon the outcome of judgements/decisions.

Other Disclosures on Contingent Liabilities:

- (i) Penalty pursuant to Supreme Court Judgment in WP (Civil) 114 of 2014- Common Cause Case: Demand notices amounting to ₹ 17344.46 Crore have been issued in respect of 47 Projects/Mines/Collieries of the Area by State Government in pursuance of the judgment dated August 02, 2017 of Hon'ble Supreme Court of India vide W.P. (C) No. 114 of 2014 in Common Cause vs. Union of India & Ors. It has been alleged that Coal Production have been undertaken either without Environmental Clearance, Forest Clearance, Consent to operate and/or NOC/



Consent to Establish or beyond the approved limits of production given under such clearances. The execution of the above demand notices is stayed in exercise of the power under rule 55(5) of Mineral Concession Rules, 1960 read with Sec 30 of the MMDR Act, till further order. An order dated November 03, 2022 issued by JS& RA under 30 of the MMDR Act, 1957 set-aside demand notices amounting to ₹ 17344.46 Crore in respect of 47 Projects/Mines/Collieries of the Area.

- (ii) Various Certificate Cases are pending before Certificate Officer in District Mining Officer's (D.M.O.'s) Office in respect of Royalty on shortage of Stock of Coal at Areas. Hon'ble Supreme Court has directed the D.M.O.'s to quantify the demand for Royalty payable after determining shortages arising from inflation, pilferage, over reporting of production of Coal etc. In view of above direction of the Hon'ble Supreme Court, the amount involved as per Certificate Case is yet to be revised/confirmed by the D.M.O. Hence the same has not been provided in the financial statements but has been considered as contingent liabilities as shown above.
- (iii) Disputed Receivable / Payable a/c DLF - As per the terms of Agreement, there are Receivables from DLF against cost of supply of (i) rejects and (ii) startup/back up / emergency power by Madhuban Coal Washery (MCW) to DLF and Payables to DLF for Energy received by MCW from Captive Power Plant (CPP) installed by DLF. The matter is sub-judice-one at Dhanbad Court and another at Appellate Tribunal for Electricity, New Delhi-on account of disputes over price/quality of rejects vis-à-vis below guaranteed performance of CPP. Accordingly, Interest receivable/payable on net outstanding has not been accounted for at this stage. However, the net interest @ 18% p.a. simple up to March 31, 2025 comes to ₹ 41.997 Crore (up to March 31, 2024 ₹ 38.88 Crore) payable to DLF and has so been considered as Contingent Liability.

II. Contingent Assets

A contingent asset is a possible asset that arises from past events and whose existence will be confirmed only by the occurrence or non-occurrence of one or more uncertain future events not wholly within the control of the entity. During the normal course of business, several unresolved claims are currently outstanding. The inflow of economic benefits, in respect of such claims cannot be measured due to uncertainties that surround the related events and circumstances.

Bank Guarantee issued by the Company

(₹ 'Crore)

Description	Amount	
	As at March 31, 2025	As at March 31, 2024
Against floating charge on current assets	299.85	294.23

Letter of Credit issued by the Company

(₹ 'Crore)

Description	Amount	
	As at March 31, 2025	As at March 31, 2024
Outstanding as at balance sheet date	441.37	392.79

Commitments

Capital Commitments

(₹ 'Crore)

Description	Amount	
	As at March 31, 2025	As at March 31, 2024
Estimated amount of contract remaining to be executed on capital account not provided for:		



a) Land	47.79	0.00
b) Buildings	66.36	95.38
c) Plant & Machinery	0.00	10.38
d) Others	492.23	469.88
Total	606.38	575.64

2 Related Party Information

a) Group Information:

- i. Eastern Coalfields Limited (ECL)
- ii. Central Coalfields Limited (CCL)
- iii. Northern Coalfields Limited (NCL)
- iv. Western Coalfields Limited (WCL)
- v. South Eastern Coalfields Limited (SECL)
- vi. Mahanadi Coalfields Limited (MCL)
- vii. CMPDI Limited (CMPDI)
- viii. CIL Solar Pvt. Ltd. (CSPL)
- ix. CIL Navikarniya Urja Limited (CNUL)
- x. Coal India Africana Limitada, Mozambique (CIAL)
- xi. Bharat Coal Gasification & Chemicals Limited (BCGCL)
- xii. Coal Gas India Limited (CGIL)

b) Post-Employment Benefit Fund and Others:

- i. Coal India Employees Gratuity Fund
- ii. Coal Mines Provident Fund (CMPF)
- iii. Coal India Superannuation Benefit Fund Trust
- iv. Contributory Post-Retirement Medical Scheme for Non-Executives Modified
- v. CIL Executive Defined Contribution Pension Trust
- vi. Indian Institute of Coal Management (IICM)
- vii. Coal India Sports Promotion Association (CISPA)

c) Key Managerial Personnel:

Name	Designation	Date (if joined/ceased during the financial year)
Shri Samiran Dutta	Chairman cum Managing Director	
Sri Debashish Nanda	Non-Executive Director; Government Nominee; Director (BD) CIL	



Sri Rakesh Kumar Sahay	Director (Finance)	
Shri Sanjay Kumar Singh	Director (Technical/OP)	
Sri Shankar Nagachari	Director (Technical/P&P) Additional charge	Tenure Ended on 27.01.2025
Sri Murlikrishna Ramaiah	Director (Personnel)	
Shri Anandji Prasad	Non-Executive Director (Project Advisor, MoC, Govt. Nominee)	Tenure Ended on 20.01.2025
Smt. Shashi Singh	Independent Director	Tenure Ended on 31.10.2024
Shri Alok Kumar Agrawal	Independent Director	Tenure Ended on 31.10.2024
Shri Satyabrata Panda	Independent Director	Tenure Ended on 31.10.2024
Shri Ram Kumar Roy	Independent Director	Tenure Ended on 31.10.2024
Smt. Vismita Tej	Non-Executive Director (Project Advisor, MoC, Govt. Nominee)	Joined on 20.01.2025
Shri Manoj Kumar Agarwal	Director (Technical/P&P)	Joined on 27.01.2025
Shri B.K. Parui	Company Secretary	

d) Remuneration of Key Managerial Personnel:

(₹ 'Crore)

Sl. No	Description	For the Year Ended March 31, 2025	For the Year Ended March 31, 2024
(i)	Short Term Employee Benefits		
a.	Payment to Chairman cum Managing Directors, Whole Time Directors, Chief Financial Officer and Company Secretary	2.71	2.64
b.	Sitting Fees to Independent Directors	0.11	0.17
(ii)	Post-Employment Benefits	0.00	0.39
(iii)	Other Long-term Benefits	0.00	0.00
(iv)	Termination Benefits	0.00	0.00
(v)	Share Based Payment	0.00	0.00
	TOTAL	2.82	3.20

e) Balance Outstanding with Key Managerial Personnel:

(₹ 'Crore)

Sl. No	Particulars	For the Year Ended March 31, 2025	For the Year Ended March 31, 2024
i)	Amount Payable	0.00	0.00
ii)	Amount Receivable	0.00	0.00

f) No Trade or other receivables are due from directors or other officers of the company either severally or jointly with any other person. Nor any trade or other receivable are due from firms or private companies respectively in which any director is a partner, a director or member. Further there are no loans to related parties (Directors, Key Managerial Persons and others).



g) Related Party Transactions within Group

Coal India Limited has entered into transactions with its subsidiaries which include Apex charges, Rehabilitation charges, Lease rent, Interest on Funds parked by subsidiaries, IICM charges and other expenditure incurred by or on behalf of other subsidiaries through current account.

i) Transactions with Related Parties during the For the Year Ended March 31, 2025

(₹ 'Crore)

Name of the Related Party	Loan to Related Party	Loan from Related Party	Current Account Balances (Payable) / Receivable	Outstanding Balances (Payables) / Receivables
CIL			(337.08)	
IICM			(0.01)	
CMPDIL				(50.93)

(₹ 'Crore)

Name of the Related Party	Other Services				
	Apex Charges	Rehabilitation Charges	Interest on Funds parked by Subsidiaries	IICM Charges	Any Other
CIL	40.50	22.92			
IICM				3.78	
CMPDIL					86.60

ii) Disclosure of CMPDIL

Sl. No	Description	Note No	Amount (₹ 'Crore)
Statement of Profit & Loss			
1.	Capital Expenses	3.1	
2.		3.2	41.29
3.		3.3	
4.		3.4	
5.		3.5	
6.	CMPDIL Expense	13.8	45.31
7.	Environment expense	13.8	
8.	Other heads (please specify)		
Balance Sheet			
1.	Payable for Capital expenditure	8.4	23.37
2.	Trade Payable	8.3	27.56
3.	Other heads (please specify)		



3. Fair Value Measurement

a) Financial Instruments by Category

(₹ 'Crore)

	As at March 31, 2025		As at March 31, 2024	
	FVTPL	Amortized cost	FVTPL	Amortized cost
Financial Assets				
Investments:				
Secured Bonds	0.00	0.00	0.00	0.00
Co-operative Shares	0.00	0.00	0.00	0.00
Mutual Fund/ ICD	0.41	0.00	266.52	0.00
Loans	0.00	0.00	0.00	0.00
Deposits & receivable	0.00	1253.09	0.00	960.32
Trade receivables*	0.00	1847.76	0.00	1333.25
Cash & cash equivalents	0.00	210.97	0.00	326.31
Other Bank Balances	0.00	918.88	0.00	618.32
Financial Liabilities				
Borrowings & Lease Liabilities	0.00	233.17	0.00	230.23
Trade payables	0.00	2173.27	0.00	1233.53
Security Deposit and Earnest money	0.00	609.09	0.00	545.96
Other Liabilities	0.00	2088.12	0.00	1724.21

* Allowance for Coal Quality Variance deducted from Trade Receivable.

b) Fair value hierarchy

Table below shows Judgments and estimates made in determining the fair values of the financial instruments that are (a) recognized and measured at fair value and (b) measured at amortized cost and for which fair values are disclosed in the financial statements. To provide an indication about the reliability of the inputs used in determining fair value, the Company has classified its financial instruments into the three levels prescribed under the accounting standard. An explanation of each level follows underneath the table.

(₹ 'Crore)

Financial assets and liabilities measured at fair value	As at March 31, 2025		As at March 31, 2024	
	Level I	Level III	Level I	Level III
Financial Assets at FVTPL				
Investments:				
Mutual Fund/ ICD	0.41	0.00	266.52	0.00



(₹ 'Crore)

Financial assets and liabilities measured at amortized cost for which fair values are disclosed	As at March 31, 2025		As at March 31, 2024	
	Level I	Level III	Level I	Level III
Financial Assets				
Investments:				
Secured Bonds	0.00	0.00	0.00	0.00
Co-operative Shares	0.00	0.00	0.00	0.00
Loans	0.00	0.00	0.00	0.00
Deposits & receivable	0.00	1253.09	0.00	960.32
Trade receivables*	0.00	1847.76	0.00	1333.25
Cash & cash equivalents	0.00	210.97	0.00	326.31
Other Bank Balances	0.00	918.88	0.00	618.32
Financial Liabilities				
Borrowings & Lease Liabilities	0.00	233.17	0.00	230.23
Trade payables	0.00	2173.27	0.00	1233.53
Security Deposit and Earnest money	0.00	609.09	0.00	545.96
Other Liabilities	0.00	2088.12	0.00	1724.21

* Allowance for Coal Quality Variance deducted from Trade Receivable.

A brief of each level is given below:

Level I: Level I hierarchy includes financial instruments measured using quoted prices. This includes mutual funds that have quoted price and are valued using the closing NAV.

Level II: The fair value of financial instruments that are not traded in an active market is determined using valuation techniques which maximize the use of observable market data and rely as little as possible on entity-specific estimates. If all significant inputs required to fair value an instrument are observable, the instrument is included in level II.

Level III: If one or more of the significant inputs is not based on observable market data, the instrument is included in level 3. This is the case for unlisted equity securities, preference shares borrowings, security deposits and other liabilities taken included in level III.

c) Valuation Technique used in determining fair value

Valuation techniques used to value financial instruments include the use of quoted market prices (NAV) of instruments in respect of investment in Mutual Funds.

d) Fair value measurements using significant unobservable inputs

At present there are no fair value measurements using significant unobservable inputs.

e) Fair values of financial assets and liabilities measured at amortized cost

The carrying amounts of trade receivables, short term deposits, cash and cash equivalents, trade payables are considered to be the same as their fair values, due to their short-term nature.



The Group considers that the Security Deposits does not include a significant financing component. Security deposits coincide with the company's performance and the contract requires amounts to be retained for reasons other than the provision of finance. The withholding of a specified percentage of each milestone payment is intended to protect the interest of the group, from the contractor failing to adequately complete its obligations under the contract. Accordingly, transaction cost of Security deposit is considered as fair value at initial recognition and subsequently measured at amortised cost.

Significant estimates:

The fair value of financial instruments that are not traded in an active market is determined using valuation techniques. The Group uses its judgment to select a method and makes suitable assumptions at the end of each reporting period.

4. Financial Risk Management

a) Financial risk management objectives and policies

The Company's principal financial liabilities comprise loans and borrowings, trade and other payables. The main purpose of these financial liabilities is to finance the Company's operations and to provide guarantees to support its operations. The Company's principal financial assets include loans, trade and other receivables, and cash and cash equivalents that is derived directly from its operations.

The Company is exposed to market risk, credit risk and liquidity risk. The Company's senior management oversees the management of these risks. The Company's senior management is supported by a risk committee that advises, inter alia, on financial risks and the appropriate financial risk governance framework for the Company. The risk committee provides assurance to the Board of Directors that the Company's financial risk activities are governed by appropriate policies and procedures and that financial risks are identified, measured and managed in accordance with the Company's policies and risk objectives. The Board of Directors reviews and agrees policies for managing each of these risks, which are summarized below.

This note explains the sources of risk which the entity is exposed to and how the entity manages the risk and the impact of hedge accounting in the financial statements.

Risk	Exposure arising from	Measurement	Management
Credit Risk	Cash and Cash equivalents, trade receivables, financial asset measured at amortized cost	Ageing analysis/ Credit rating	Department of public enterprises (DPE guidelines), diversification of bank deposits, credit limits and other securities
Liquidity Risk	Borrowings and other liabilities	Periodic cash flows	Availability of committed credit lines and borrowing facilities
Market Risk-foreign exchange	Future commercial transactions, recognized financial assets and liabilities not denominated in INR	Cash flow forecast sensitivity analysis	Regular watch and review by senior management and audit committee.
Market Risk-interest rate	Cash and Cash equivalents, Bank deposits and mutual funds	Cash flow forecast sensitivity analysis	Department of public enterprises (DPE guidelines), Regular watch and review by senior management and audit committee.



b) The Company risk management is carried out by the board of directors as per DPE guidelines issued by Government of India. The board provides written principals for overall risk management as well as policies covering investment of excess liquidity.

c) Credit Risk:

(i) Credit Risk Management: Receivables arise mainly out of sale of Coal. Sale of Coal is broadly categorized as sale through fuel supply agreements (FSAs) and e-auction. Macro – economic information (such as regulatory changes) is incorporated as part of the fuel supply agreements (FSAs) and e-auction terms.

(ii) Fuel Supply Agreements (FSAs)

As contemplated in and in accordance with the terms of the New Coal Distribution Policy (NCDP), the company enters into legally enforceable FSAs with customers or with State Nominated Agencies that in turn enters into appropriate distribution arrangements with end customers. FSAs can be broadly categorized into:

- FSAs with customers in the power utilities sector, including State power utilities, private power utilities (“PPUs”) and independent power producers (“IPPs”);
- FSAs with customers in non-power industries (including captive power plants (“CPPs”)); and
- FSAs with State Nominated Agencies.

(iii) E-Auction Scheme

The E-Auction scheme of coal has been introduced to provide access to coal for customers who were not able to source their coal requirement through the available institutional mechanisms under the NCDP for various reasons, for example, due to a less than full allocation of their normative requirement under NCDP, seasonality of their coal requirement and limited requirement of coal that does not warrant a long-term linkage. The quantity of coal to be offered under E-Auction is reviewed from time to time by the Ministry of Coal.

Credit risk arises when a counterparty defaults on contractual obligations resulting in financial loss to the company. Counterparty defaults risk of trade receivables is managed by financial assurances like Security Deposits, Advances, Bank Guarantee, etc.

(iv) Provision for Expected credit loss

The Company provides for expected credit risk loss for doubtful/ credit impaired assets, by lifetime expected credit losses (Simplified approach). Refer Note-4.3: Trade Receivables.

(v) Significant estimates and judgment– Impairment of Financial Assets

The impairment provisions for financial assets disclosed above are based on assumptions about risk of default and expected loss rates. The Company uses judgment in making these assumptions and selecting the inputs to the impairment calculation, based on the Company’s past history, existing market conditions as well as forward looking estimates at the end of each reporting period.

d) Liquidity Risk

Prudent liquidity risk management implies maintaining sufficient cash and marketable securities and the availability of funding through an adequate amount of committed credit facilities to meet obligations when due. Due to the dynamic nature of the underlying businesses, Company treasury maintains flexibility in funding by maintaining availability under committed credit lines.

Management monitors forecasts of the Company’s liquidity position (comprising the undrawn borrowing facilities) and cash and cash equivalents on the basis of expected cash flows. This is generally carried out at local level in accordance with practice and limits set by the Company. The bank borrowings of Coal India Ltd.



have been secured by creating charge against stock of coal, stores and spare parts and book debts of CIL and its Subsidiary Companies within consortium of banks. The total working capital sanctioned demand loan limit (unsecured) available to the company is ₹ 600.00 crore.

e) Market risk

i. Foreign currency risk

Foreign currency risk arises from future commercial transactions and recognized assets or liabilities denominated in a currency that is not the Company's functional currency (INR). The Company is exposed to foreign exchange risk arising from foreign currency transactions. Foreign exchange risk in respect of foreign operation is considered to be insignificant. The Company also imports and risk is managed by regular follow up. Company has a policy which is implemented when foreign currency risk becomes significant.

ii. Cash flow and fair value interest rate risk

The Company's main interest rate risk arises from bank deposits with change in interest rate exposes the Company to cash flow interest rate risk. Company policy is to maintain most of its deposits at fixed rate.

Company manages the risk using guidelines from Department of Public Enterprises (DPE), diversification of bank deposits credit limits and other securities.

f) Capital management

The company being a government entity manages its capital as per the guidelines of Department of Investment and Public Asset Management under Ministry of Finance.

Capital Structure of the company is as follows:

(₹ 'Crore)

Particulars	As at March 31, 2025	As at March 31, 2024
Equity Share capital	4657.00	4657.00
Long Term Debt	0.00	0.00

5. Employee Benefits: Recognition and Measurement (Ind AS-19)

Defined Benefit Plans:

a. Gratuity:

The Company provides for gratuity, a post-employment defined benefit plan ("the Gratuity Scheme") covering the eligible employees. Gratuity payment is made as per policy of the company subject to maximum of ₹ 0.20 crores at the time of separation from the company considering the provisions of the Payment of Gratuity Act 1972 as amended. The liability or asset recognised in the balance sheet in respect of the Gratuity Scheme is the present value of the defined benefit obligation at the end of the reporting year less the fair value of plan assets. The defined benefit obligation is calculated at each reporting date by actuaries using the projected unit credit method. Re-measurement gains and losses arising from experience adjustments and changes in actuarial assumptions are recognised in the year in which they occur, directly in other comprehensive income (OCI).

The Gratuity Scheme is funded through trust maintained with Life Insurance Corporation of India. LIC also provides an insurance coverage (Life Cover Sum Assured- "LCSA") in case of death of a member during service, to compensate the shortfall in gratuity amount from estimated payable at normal retirement date based on last drawn salary subject to ceiling of maximum of ₹ 0.20 crores.



b. Post-Retirement Medical Benefit – Executive (CPRMSE)

Company has post-retirement medical benefit scheme known as Contributory Post Retirement Medicare Scheme for Executive of CIL and its Subsidiaries (CPRMSE), to provide Medicare to the executives, their spouses and fully financially dependent Divyang child(ren) suffering from not less than 40% of any disability in Company hospital/empanelled hospitals or outpatient/Domiciliary only in India subject to ceiling limit, on account of retirement on attaining the age of superannuation or are separated by the Company on medical ground or retirement under Voluntary Retirement Scheme under common coal cadre or Voluntary Retirement Scheme formulated and made applicable from time to time. Membership is not extended to the executives who resigns from the services of the CIL and its subsidiaries. The maximum amount reimbursable during the entire life for the retired executives, spouse and dependent Divyang child (ren) taken together jointly or severally is ₹0.25 crores except for specified diseases with no upper limit. The Scheme is funded through trust for group, maintained with Life Insurance Corporation of India . The liability for the scheme is recognised based on actuarial valuation done at each reporting date.

c. Post-Retirement Medical Benefit – Non- Executive (CPRMSE-NE)

As a part of social security scheme under wage agreement, Company is providing Contributory Post-Retirement Medicare Scheme for non-executives (CPRMSE-NE) to provide medical care to the non-executives and their spouses and Divyang Child(ren) in Company hospital/empanelled hospitals or outpatient/Domiciliary only in India subject to ceiling limit, on account of retirement on attaining the age of superannuation or are separated by the Company on medical ground or retirement under Voluntary Retirement Scheme formulated and made applicable from time to time or resigns from the company at the age of 57 Years or above or on death to the spouse and Divyang Child(ren). The maximum amount reimbursable during the entire life for the retired non-executives and spouse taken together jointly or severally is ₹ 0.08 crores except for specified diseases with no upper limit. The maximum amount reimbursable during the entire life of Divyang child would be ₹0.025 crores. The Scheme is funded through trust for group, maintained with Life Insurance Corporation of India . The liability for the scheme is recognised based on actuarial valuation done at each reporting date.

Defined Contribution Plans

a. Provident Fund and Pension

Company pays fixed contribution towards Provident Fund and Pension Fund at pre-determined rates based on a fixed percentage of the eligible employee's salary i.e. 12% and 7% of Basic salary and Dearness Allowance towards Provident Fund and Pension Fund respectively. These funds are governed by a separate statutory body under the control of Ministry of Coal, Government of India, named Coal Mines Provident Fund Organisation (CMPFO). The contribution towards the fund for the period is recognized in the Statement of Profit & Loss.

b. CIL Executive Defined Contribution Pension Scheme (NPS)

The company provides a post-employment contributory pension scheme to the executives of the Company known as “CIL Executive Defined Contribution Pension Scheme -2007” (NPS). The Scheme is funded through trust for group, maintained with Life Insurance Corporation of India. The obligation of the Company is to contribute to the trust to the extent of amount not exceeding 30% of basic pay and dearness allowance less employer's contribution towards provident fund, gratuity, post-retirement medical benefits -Executive i.e. CPRMSE or any other retirement benefits. The current employer contribution of 6.99% of basic and Dearness Allowance is being charged to statement of profit and loss.



Other Long Term Employee Benefits

a. Leave encashment

The company provides benefit of total Earned Leave (EL) of 30 days and Half Paid Leave (HPL) of 20 days to the executives of the company, accrued and credited proportionately on half yearly basis on the first day of January and July of every year. During the service, 75% EL credited balance is one time encashable in each calendar year subject to ceiling of maximum 60 days EL encashment. Accumulated HPL is not permitted for encashment during the period of service. On superannuation, EL and HPL together is considered for encashment subject to the overall limit of 300 days without commutation of HPL. In case of non-executives, Leave encashment is governed by the National Coal Wage Agreement (NCWA) and at present the workmen are entitled to get encashment of earned leave at the rate of 15 days per year and on discontinuation of service due to death, retirement, superannuation and VRS, the balance leave or 150 days whichever is less, is allowed for encashment. Therefore, the liabilities for earned leave are expected to be settled during the service as well as after the retirement of employee. They are therefore measured as the present value of expected future payments to be made in respect of services provided by employees up to the end of the reporting period using the projected unit credit method. The benefits are discounted using the market yields at the end of the reporting period that have terms approximating to the terms of the related obligation. The scheme is funded by qualifying insurance policies from Life Insurance Corporation of India. The liability under the scheme is borne by the Company as per actuarial valuation at each reporting date.

b. Life Cover Scheme (LCS)

As a part of the social security scheme, the Group has a Life Cover Scheme known as “Life Cover Scheme of Coal India Limited” (LCS) which covers all the executive and non-executive cadre employees. In case of death in service, an amount of ₹ 0.015625 crores is paid to the nominees under the scheme w.e.f June 01, 2023. The expected cost of the benefits is recognized when an event occurs that causes the benefit payable under the scheme.

c. Settlement Allowances

As a part of wage agreement, a lump sum amount of ₹ 0.0012 crore is paid to all the non-executive cadre employees governed under NCWA on their superannuation on or after October 31, 2010 as settling-in allowance. The liability under the scheme is borne by the Company as per actuarial valuation at each reporting date.

d. Group Personal Accident Insurance (GPAIS)

Coal India Limited (CIL) has taken group insurance scheme from United India Insurance Company Limited to cover the executives of the CIL Group against personal accident known as “Coal India Executives Group Personal Accident Insurance Scheme” (GPAIS). GPAIS covers all types of accident on 24 hour basis worldwide. Premium for the scheme is borne by the CIL.

e. Travel Allowance Scheme

As a part of wage agreement, Non-executive employees are entitled to travel assistance for visiting their home town and for “Bharat Bhraman” once in a block of 4 years. A lump sum amount of ₹ 0.0010 crore and ₹ 0.0015 crore is paid for visiting Home town and “Bharat Bhraman”, respectively. The liability for the scheme is recognised based on actuarial valuation at each reporting date.



f. Workmen's Compensation Benefits in Mine Accident

As a part of social security scheme under wage agreement, the company provide the benefits admissible under The Employee's Compensation Act, 1923. An amount of ₹ 0.15 crores is paid to the next of kin of an employee in case of a fatal mine accident w.e.f November 07, 2019. In addition, w.e.f June 01, 2023 an exgratia amount of ₹ 0.009 crore is paid in case of death or permanent total disablement. The expected cost of the benefits is recognised when an event occurs that causes the benefit payable under the scheme.

Funding status of defined benefit plans and other long term employee benefits plans are as under:

(i) Funded

- Gratuity
- Leave Encashment
- Post Retired Medical Benefits- Executive (CPRMSE)
- Post Retired Medical Benefits- Non-Executive (CPRMS-NE)

(ii) Unfunded

- Life Cover Scheme
- Settlement Allowance
- Group Personal Accident Insurance
- Leave Travel Concession
- Compensation to dependent on Mine Accident Benefits

Actuarial Provisions ₹ 4999.81 crores as on As at March 31, 2025 based on valuation made by the Actuary, details of which are mentioned below:

(₹ 'Crore)

Particulars	Opening Actuarial Liability	Incremental Liability during the previous year	Opening Actuarial Liability	Incremental Liability during the year/ period	Closing Actuarial Liability
	As at April 01, 2023		As at April 01, 2024		As at April 01, 2025
Gratuity	3,216.62	74.53	3,291.15	(89.34)	3,201.81
Leave	766.39	155.28	921.67	1.60	923.27
Settlement Allowance	24.04	(0.64)	23.40	(0.66)	22.74
Leave Travel Concession	34.81	3.07	37.88	3.67	41.55
Post Retired Medical Benefits	705.88	52.72	758.60	51.84	810.44
TOTAL	4,747.74	284.96	5,032.70	(32.89)	4,999.81

Disclosure as per Actuary's Certificate

The disclosures as per actuary's certificate for employee benefits for Gratuity (funded), Leave Encashment (funded) and Post-Retirement Medical Benefits (funded) are given below : -



i. Actuarial Valuation of Gratuity Benefit as at March 31, 2025

Table 1: Disclosure of Defined Benefit Cost

(₹ 'Crore)

Sl. No.	Particulars	As at March 31, 2025	As at March 31, 2024
A	Profit & Loss (P&L)		
1	Current Service Cost	43.69	43.34
2	Past service cost-plan amendments	0.00	125.64
3	Curtailment cost/(credit)	0.00	0.00
4	Settlement cost/(credit)	0.00	0.00
5	Service cost	43.69	168.98
6	Net interest on net defined benefit liability/(asset)	53.15	56.41
7	Immediate recognition of (gains)/losses-other long term employee benefit plans	0.00	0.00
8	Cost recognised in P&L	96.84	225.39
B	Other Comprehensive Income (OCI)		
1	Actuarial (gain)/loss due to DBO experience	(1.94)	10.05
2	Actuarial (gain)/loss due to DBO assumption changes	79.51	60.19
3	Actuarial (gain)/loss arising during period	77.56	70.24
4	Return on plan assets (greater)/less than discount rate	(7.42)	3.44
5	Actuarial (gains)/ losses recognized in OCI	70.14	73.69
C	Defined Benefit Cost		
1	Service cost	43.69	168.98
2	Net interest on net defined benefit liability / (asset)	53.15	56.41
3	Actuarial (gains)/ losses recognized in OCI	70.14	73.69
4	Immediate recognition of (gains)/losses – other long term employee benefit plans	0.00	0.00
5	Defined Benefit Cost	166.98	299.07
D	Assumptions	As at March 31, 2024	As at March 31, 2023
1	Discount Rate	7.00%	7.30%
2	Rate of salary increase	Executives: 9% Non-Executives: 6.25%	Executives: 9% Non-Executives: 6.25%



Table 2: Net Balance Sheet Position

(₹ 'Crore)

Sl. No.	Particulars	As at March 31, 2025	As at March 31, 2024
A	Development of Net Balance Sheet Position		
1	Defined benefit obligation (DBO)	(3,201.81)	(3291.15)
2	Fair value of plan assets (FVA)	2,413.08	2394.40
3	Funded status [surplus/(deficit)]	(788.74)	(896.76)
4	Effect of Asset ceiling	0.00	0.00
5	Net defined benefit asset/ (liability)	(788.74)	(896.76)
B	Reconciliation of Net Balance Sheet Position		
1	Net defined benefit asset/ (liability) at end of prior period	(896.76)	(947.69)
2	Service cost	(43.69)	(168.98)
3	Net interest on net defined benefit liability/ (asset)	(53.15)	(56.41)
4	Amount recognised in OCI	(70.15)	(73.69)
5	Employer contributions	275.00	350.00
6	Benefit paid directly by the Company	0.00	0.00
7	Acquisitions credit/ (cost)	0.00	0.00
8	Divestitures	0.00	0.00
9	Cost of termination benefits	0.00	0.00
10	Net defined benefit asset/ (liability) at end of current period	(788.74)	(896.76)
C	Assumptions	As at March 31, 2025	As at March 31, 2024
1	Discount Rate	7.00%	7.30%
2	Rate of salary increase	Executives: 9% Non-Executives: 6.25%	Executives: 9% Non-Executives: 6.25%

Table 3: Changes in Benefit Obligations and Assets

(₹ 'Crore)

Sl. No.	Particulars	As at March 31, 2025	As at March 31, 2024
A	Change in Defined Benefit Obligation (DBO)		
1	DBO at end of prior period	3,291.15	3,216.62
2	Current service cost	43.69	43.34
3	Interest cost on the DBO	215.47	220.75



4	Curtailment (credit)/ cost	0.00	0.00
5	Settlement (credit)/ cost	0.00	0.00
6	Past service cost - plan amendments	0.00	125.64
7	Acquisitions (credit)/ cost	0.00	0.00
8	Actuarial (gain)/loss - experience	(1.94)	10.05
9	Actuarial (gain)/loss - demographic assumptions	0.00	0.00
10	Actuarial (gain)/loss - financial assumptions	79.51	60.19
11	Benefits paid directly by the Company	0.00	0.00
12	Benefits paid	(426.06)	(385.43)
13	DBO at end of current period	3,201.81	3,291.15
B	Change in Fair Value of Assets		
1	Fair value of assets at end of prior period	2,394.40	2,268.93
2	Acquisition adjustment	0.00	0.00
3	Interest income on plan assets	162.32	164.34
4	Employer contributions	275.00	350.00
5	Return on plan assets greater/(lesser) than discount rate	7.41	(3.44)
6	Benefits paid	(426.06)	(385.43)
7	Fair Value of assets at the end of current period	2,413.08	2,394.40

Table 4: Additional Disclosure Information

Sl. No.	Particulars	(₹ 'Crore)
A	Expected benefit payments for the year ending	
1	March 31, 2026	370.35
2	March 31, 2027	375.70
	March 31, 2028	369.33
4	March 31, 2029	342.48
5	March 31, 2030	316.51
	March 31, 2031 to March 31, 2035	1337.00
7	Beyond 10 years	2375.76
B.	Expected employer contributions for the period ending March 31, 2025	43.66



C	Weighted average duration of defined benefit obligation	7 years
D	Accrued Benefit Obligation at March 31, 2025	2740.70
E	Plan Asset Information as at March 31, 2025	
1	Government of India Securities (Central and State)	0.00%
2	High quality corporate bonds (including Public Sector Bonds)	0.00%
3	Equity shares of listed companies	0.00%
4	Property	0.00%
5	Cash (including Special Deposits)	0.00%
6	Schemes of insurance - conventional products	100.00%
7	Schemes of insurance - ULIP products	0.00%
8	Other	0.00%
9	Total	100.00%
F	Current and Non-Current Liability Breakup as at March 31, 2025	
1	Current Liability	358.70
2	Non-Current Liability	2843.11
3	Liability as at March 31, 2025	3201.81

Table 5: Sensitivity Analysis

Sl. No.	Particulars	(₹ 'Crore)
	DBO on base assumptions as at March 31, 2025	3201.81
A	Discount Rate	
	Discount Rate as at March 31, 2025	6.60%
1	Effect on DBO due to 0.5% increase in Discount Rate	(98.77)
	<i>Percentage Impact</i>	(3%)
2	Effect on DBO due to 0.5% decrease in Discount Rate	105.27
	<i>Percentage Impact</i>	3%



B	Salary Escalation Rate	
1	Salary Escalation Rate as at March 31, 2025	Executives: 9% Non-Executives: 6.25%
	Effect on DBO due to 0.5% increase in Salary Escalation Rate	25.56
2	Percentage Impact	1%
	Effect on DBO due to 0.5% decrease in Salary Escalation Rate	(27.40)
	Percentage Impact	(1%)

ii. Group Gratuity Assurance Scheme

Company has adopted the Employees Group Gratuity Assurance Scheme with LIC of India for its employees and for which a MOU has already been entered into with LIC in the year 2012-13. To manage the aforesaid Scheme, an Employees Group Gratuity Trust has been formed by entering into a Trust Deed with the Trustees. Balance with LIC under the said Scheme as on March 31, 2025 is as follows:

(₹ 'Crore)

Particulars	As at March 31, 2025	As at March 31, 2024
Opening Balance at the beginning of the Year	2439.65	2283.34
Add: Investment during the Period/Year	425.76	350.00
Add: Interest earned during the Period/Year	189.64	171.12
Less: Net Premium charged by LIC for the Period/Year	10.45	10.23
Less: Gratuity Fund released by LIC during the Period/Year	622.23	354.58
Closing Balance at the end of the Period/Year	2422.37	2439.65

iii. Actuarial Valuation of Leave Encashment Benefit as at March 31, 2025

Table 1: Disclosure of Defined Benefit Cost

(₹ 'Crore)

Sl. No.	Particulars	As at March 31, 2025	As at March 31, 2024
A	Profit & Loss (P&L)		
1	Current Service Cost	180.61	163.22
2	Past service cost-plan amendments	0.00	88.89
3	Curtailment cost/(credit)	0.00	0.00
4	Settlement cost/(credit)	0.00	0.00
5	Service cost	180.61	252.10
6	Net interest on net defined benefit liability/(asset)	47.06	24.30



7	Immediate recognition of (gains)/losses-other long term employee benefit plans	(131.10)	63.02
8	Cost recognised in P&L	96.57	339.42
B	Other Comprehensive Income (OCI)		
1	Actuarial (gain)/loss due to DBO experience	(100.40)	33.54
2	Actuarial (gain)/loss due to DBO assumption changes	30.71	22.06
3	Actuarial (gain)/loss arising during period	(69.69)	55.59
4	Return on plan assets (greater)/less than discount rate	(61.41)	7.42
5	Actuarial (gains)/ losses recognized in OCI	0.00	0.00
C	Defined Benefit Cost		
1	Service cost	180.61	252.10
2	Net interest on net defined benefit liability / (asset)	47.06	24.30
3	Actuarial (gains)/ losses recognized in OCI	0.00	0.00
4	Immediate recognition of (gains)/losses – other long term employee benefit plans	(131.10)	63.02
5	Defined Benefit Cost	96.56	339.42
D	Assumptions	As at March 31, 2024	As at March 31, 2023
1	Discount Rate	7.00%	7.30%
2	Rate of salary increase	Executives: 9% Non-Executives: 6.25%	Executives: 9% Non-Executives: 6.25%

Table 2: Net Balance Sheet Position

(₹ 'Crore)

Sl. No.	Particulars	As at March 31, 2025	As at March 31, 2024
A	Development of Net Balance Sheet Position		
1	Defined benefit obligation (DBO)	(923.27)	(921.67)
2	Fair value of plan assets (FVA)	154.47	249.44
3	Funded status [surplus/(deficit)]	(768.80)	(672.23)
4	Effect of Asset ceiling	0.00	0.00
5	Net defined benefit asset/ (liability)	(768.80)	(672.23)



B	Reconciliation of Net Balance Sheet Position		
1	Net defined benefit asset/ (liability) at end of prior period	(672.23)	(332.82)
2	Service cost	(180.61)	(252.11)
3	Net interest on net defined benefit liability/ (asset)	(47.06)	(24.30)
4	Actuarial (losses)/ gains	131.10	(63.02)
5	Employer contributions	0.00	0.00
6	Benefit paid directly by the Company	0.00	0.00
7	Acquisitions credit/ (cost)	0.00	0.00
8	Divestitures	0.00	0.00
9	Cost of termination benefits	0.00	0.00
10	Net defined benefit asset/ (liability) at end of current period	(768.80)	(672.23)
C.	Assumptions	As at March 31, 2025	As at March 31, 2024
1	Discount Rate	6.60%	7.00%
2	Rate of salary increase	Executives: 9% Non-Executives: 6.25%	Executives: 9% Non-Executives: 6.25%

Table 3: Changes in Benefit Obligations and Assets

(₹ 'Crore)

Sl. No.	Particulars	As at March 31, 2025	As at March 31, 2024
A	Change in Defined Benefit Obligation (DBO)		
1	DBO at end of prior period	921.67	766.39
2	Current service cost	180.61	163.22
3	Interest cost on the DBO	58.64	48.61
4	Curtailment (credit)/ cost	0.00	0.00
5	Settlement (credit)/ cost	0.00	0.00
6	Past service cost - plan amendments	0.00	88.89
7	Acquisitions (credit)/ cost	0.00	0.00
8	Actuarial (gain)/loss - experience	(100.40)	33.54
9	Actuarial (gain)/loss - demographic assumptions	0.00	0.00
10	Actuarial (gain)/loss - financial assumptions	30.71	22.05
11	Benefits paid directly by the Company	0.00	0.00
12	Benefits paid	(167.96)	(201.02)
13	DBO at end of current period	923.27	921.67



B	Change in Fair Value of Assets		
1	Fair value of assets at end of prior period	249.44	433.57
2	Acquisition adjustment	0.00	0.00
3	Interest income on plan assets	11.58	24.31
4	Employer contributions	0.00	0.00
5	Return on plan assets greater/(lesser) than discount rate	61.41	(7.42)
6	Benefits paid	(167.96)	(201.02)
7	Fair Value of assets at the end of current period	154.47	249.44

Table 4: Additional Disclosure Information

Sl. No.	Particulars	(₹ 'Crore)
A	Expected benefit payments for the year ending	
1	March 31, 2026	87.39
2	March 31, 2027	86.83
3	March 31, 2028	84.91
4	March 31, 2029	89.12
5	March 31, 2030	78.47
6	March 31, 2031 to March 31, 2035	346.71
7	Beyond 10 years	1184.74
B	Expected employer contributions for the period ending March 31, 2025	187.75
C	Weighted average duration of defined benefit obligation	9 years
D	Accrued Benefit Obligation at March 31, 2025	570.39
E	Plan Asset Information as at March 31, 2025	
1	Government of India Securities (Central and State)	0%
2	High quality corporate bonds (including Public Sector Bonds)	0%
3	Equity shares of listed companies	0%
4	Property	0%
5	Cash (including Special Deposits)	0%
6	Schemes of insurance - conventional products	100%
7	Schemes of insurance - ULIP products	0%



8	Other	0.00%
9	Total	100.00%
F	Current and Non-Current Liability Breakup as at March 31, 2025	
1	Current Liability	84.64
2	Non-Current Liability	838.63
3	Liability as at March 31, 2025	923.27

Table 5: Sensitivity Analysis

	Particulars	(₹ 'Crore)
	DBO on base assumptions as at March 31, 2025	923.27
A	Discount Rate	
	Discount Rate as at March 31, 2025	6.60%
1	Effect on DBO due to 0.5% increase in Discount Rate	(38.09)
	Percentage Impact	(4%)
2	Effect on DBO due to 0.5% decrease in Discount Rate	41.29
	Percentage Impact	4%
B	Salary Escalation Rate	
	Salary Escalation Rate as at March 31, 2025	"Executives : 9% Non-Executives : 6.25%"
1	Effect on DBO due to 0.5% increase in Salary Escalation Rate	40.92
	Percentage Impact	4%
2	Effect on DBO due to 0.5% decrease in Salary Escalation Rate	(38.13)
	Percentage Impact	(4%)

iv. Leave Encashment Funding

Coal India Board accorded its approval in the 322nd meeting held on 13th November 2015 for funding of Leave Encashment Liability with Life Insurance Corporation of India and IRDAI approved Life Insurance Companies in the ratio of 70:30. Selection of IRDAI approved Life Insurance Companies is under process at CIL level. In the meantime, all subsidiaries companies were advised by CIL to initiate the funding of Leave Encashment liability with LIC of India in New Group Leave Encashment Plan. Accordingly, the Company has started funding in the BCCL Employees' New Group Leave Encashment Plan adopting the Master Proposal of LIC namely 'New Group Leave Encashment Cash Accumulation Scheme (UIN512N282V01)'. Balance with LIC under the said Scheme is as follows:



(₹ 'Crore)

Sl. No.	Particulars	As at March 31, 2025	As at March 31, 2024
1	Opening Balance at the beginning of the Year	232.36	282.47
2	Add: Investment during the Period/Year	761.00	683.00
3	Add: Interest earned during the Period/Year	16.95	17.85
4	Less: Net Charges paid to LIC for the Period/Year	0.90	0.96
5	Less: Fund released by LIC during the Period/Year	855.00	750.00
6	Closing Balance at the end of the Period/Year	154.41	232.36

v. Actuarial Valuation of Post-Retirement Medical Benefit as at March 31, 2025

Table 1: Disclosure of Defined Benefit Cost

(₹ 'Crore)

Sl. No.	Particulars	As at March 31, 2025	As at March 31, 2024
A	Profit & Loss (P&L)		
1	Current Service Cost	15.09	15.25
2	Past service cost-plan amendments	0.00	0.00
3	Curtailement cost/(credit)	0.00	0.00
4	Settlement cost/(credit)	0.00	0.00
5	Service cost	15.09	15.25
6	Net interest on net defined benefit liability/(asset)	22.31	25.18
7	Immediate recognition of (gains)/losses-other long term employee benefit plans	0.00	0.00
8	Cost recognised in P&L	37.40	40.43
B	Other Comprehensive Income (OCI)		
1	Actuarial (gain)/loss due to DBO experience	(26.10)	(32.75)
2	Actuarial (gain)/loss due to DBO assumption changes	35.91	25.31
3	Actuarial (gain)/loss arising during period	9.80	(7.44)
4	Return on plan assets (greater)/less than discount rate	(6.77)	(3.91)
5	Actuarial (gains)/ losses recognized in OCI	3.03	(11.35)
C	Defined Benefit Cost		
1	Service cost	15.09	15.25
2	Net interest on net defined benefit liability / (asset)	22.31	25.18



3	Actuarial (gains)/ losses recognized in OCI	3.03	(11.35)
4	Immediate recognition of (gains)/losses – other long term employee benefit plans	0.00	0.00
5	Defined Benefit Cost	40.43	29.08
D	Assumptions	As at March 31, 2024	As at March 31, 2023
1	Discount Rate	7.00%	7.30%
2	Medical Inflation Rate	0.00%	0.00%

Table 2: Net Balance Sheet Position

(₹ 'Crore)

Sl. No.	Particulars	As at March 31, 2025	As at March 31, 2024
A	Development of Net Balance Sheet Position		
1	Defined benefit obligation (DBO)	(810.44)	(758.60)
2	Fair value of plan assets (FVA)	478.83	412.24
3	Funded status [surplus/(deficit)]	(331.61)	(346.36)
4	Effect of Asset ceiling	0.00	0.00
5	Net defined benefit asset/ (liability)	(331.61)	(346.36)
B	Reconciliation of Net Balance Sheet Position		
1	Net defined benefit asset/ (liability) at end of prior period	(346.36)	(372.65)
2	Service cost	(15.09)	(15.25)
3	Net interest on net defined benefit liability/ (asset)	(22.31)	(25.18)
4	Amount recognised in OCI	(3.03)	11.35
5	Employer contributions	55.18	55.37
6	Benefit paid directly by the Company	0.00	0.00
7	Acquisitions credit/ (cost)	0.00	0.00
8	Divestitures	0.00	0.00
9	Cost of termination benefits	0.00	0.00
10	Net defined benefit asset/ (liability) at end of current period	(331.61)	(346.36)
C	Assumptions as at	As at March 31, 2025	As at March 31, 2024
1	Discount Rate	6.60%	7.00%
2	Medical Inflation Rate	0.00%	0.00%



Table 3: Changes in Benefit Obligations and Assets

(₹ 'Crore)

Sl. No.	Particulars	As at March 31, 2025	As at March 31, 2024
A.	Change in Defined Benefit Obligation (DBO)		
1	DBO at end of prior period	758.60	705.88
2	Current service cost	15.09	15.25
3	Interest cost on the DBO	52.22	51.30
4	Curtailment (credit)/ cost	0.00	0.00
5	Settlement (credit)/ cost	0.00	0.00
6	Past service cost - plan amendments	0.00	0.00
7	Acquisitions (credit)/ cost	0.00	0.00
8	Actuarial (gain)/loss - experience	(26.10)	(32.75)
9	Actuarial (gain)/loss - demographic assumptions	0.00	0.00
10	Actuarial (gain)/loss - financial assumptions	35.91	25.31
11	Benefits paid directly by the Company	0.00	0.00
12	Benefits paid	(25.27)	(6.38)
13	DBO at end of current period	810.44	758.60
B	Change in Fair Value of Assets		
1	Fair value of assets at end of prior period	412.24	333.23
2	Acquisition adjustment	0.00	0.00
3	Interest income on plan assets	29.90	26.11
4	Employer contributions	55.18	55.37
5	Return on plan assets greater/(lesser) than discount rate	6.77	3.91
6	Benefits paid	(25.27)	(6.38)
7	Fair Value of assets at the end of current period	478.83	412.24



Table 4: Additional Disclosure Information

	Particulars	(₹ 'Crore)
A	Expected benefit payments for the year ending	
1	March 31, 2026	41.66
2	March 31, 2027	45.66
3	March 31, 2028	49.38
4	March 31, 2029	52.59
5	March 31, 2030	55.35
6	March 31, 2031 to March 31, 2035	304.96
7	Beyond 10 years	1507.57
B	Weighted average duration of defined benefit obligation	12 years
C	Accrued Benefit Obligation at March 31, 2025	810.44

Table 5: Sensitivity Analysis

	Particulars	(₹ 'Crore)
	DBO on base assumptions as at March 31, 2025	810.44
A	Discount Rate	6.60%
	Discount Rate as at March 31, 2025	(44.46)
1	Effect on DBO due to 0.5% increase in Discount Rate	(5%)
	Percentage Impact	48.98
2	Effect on DBO due to 0.5% decrease in Discount Rate	6%
	Percentage Impact	

vi. Post-Retirement Medical Benefit Funding

The status of fund is as follows:



(₹ 'Crore)

Particulars	As at March 31, 2025	As at March 31, 2024
Opening Balance at the beginning of the Year	459.34	372.04
Add: Investment during the Period/Year	7.81	55.37
Add: Interest earned during the Period/Year	36.68	31.93
Less: Net Charges paid to LIC for the Period/Year	0.00	0.00
Less: Fund released by LIC during the Period/Year	25.00	0.00
Closing Balance at the end of the Period/Year	478.83	459.34

6. Other Matters:

a) Segment Reporting:

The company is primarily engaged in a single segment business of production and sale of Coal.

b) Earnings per Share (Ind AS-33)-Statement of Profit & Loss

(₹ in Crore /Shares in numbers)

Particulars	For the Year Ended March 31, 2025	For the Year Ended March 31, 2024
Net profit after tax attributable to Equity Share Holders	1240.19	1564.46
Weighted Average no. of Equity Shares Outstanding	46570000	46570000
Basic and Diluted Earnings per Share in Rupees (Face value ₹ 1,000)	266.31	335.94

* In the meeting of the Board of Directors of BCCL dated April 15, 2025 it has been decided that the face value of shares be ₹10/- each in place of ₹ 1000/- each. This decision is subject to the approval of shareholders in the Annual General Meeting to be held for the Financial Year 2024-25.

c) Insurance and escalation claims

Insurance and escalation claims are accounted for on the basis of admission/final settlement.

d) Current Assets, Loans and Advances etc.

The value on realisation on current assets, loans and advances in the ordinary course of business would not be less than the amount at which they are stated in the Balance sheet.

e)Current Liabilities

Estimated liability has been provided where actual liability could not be measured.

f) Balance Confirmation

The Company has a procedure for obtaining periodic confirmation of balances from banks. There are no unconfirmed balances in respect of bank accounts and borrowings from banks & financial institutions. With regard to other parties, reconciliations are made and the balance confirmation letters/emails are also sent on a periodic basis. Some of such balances are subject to confirmation/reconciliation. Adjustments, if any will be accounted for on confirmation/reconciliation of the same, and are not anticipated to materially affect the results.



g) Other Securities received by the Company

The Company is in possession of following fund based/non-fund-based security received from suppliers/contractors/customers, etc. which has not been accounted for.

(₹ 'Crore)

Sl. No.	Nature of Security	As at March 31, 2025	As at March 31, 2024
1	Bank Guarantee	1629.63	1575.30
2	Letter of Credit	61.75	61.75
3	NSC	0.22	0.22
4	FDR/TDR	12.26	21.67

- h)** A Contract was awarded to M/s AMR-BBB Consortium for “Development of Kapuria Block and extraction of coal from Kapuria Block by mass production technology package for a minimum guaranteed production of 2.0 MTY on turnkey basis” in April 2012. The said contract was cancelled on January 21, 2021 and two Performance Bank Guarantees valuing ₹34.79 crore of M/s AMR BBB Consortium has been encashed by BCCL. The Company had an outstanding Capital Advance of ₹37.76 crore which has been adjusted against these encashed Bank Guarantees and balance of ₹ 2.97 crore has been shown as Deposit with Courts in the books of accounts. An Arbitration Tribunal has been constituted by the order of High Court, where the proceedings of the case are presently being carried out. As per the direction of Delhi High Court vide its order dated January 27, 2021, the remaining two Bank Guarantees amounting to ₹ 19.19 crore were encashed by the Bank and was deposited with the Registrar of Delhi High Court. Amount paid for DPR ₹6.50 crore as appearing under the head “Development” (CWIP Note – 3.2) of WJ Area will be adjusted after the final verdict of the arbitration proceedings.
- i)** The Company (BCCL, Kolkata Office) has filed a civil suit in the High Court at Kolkata (G.A. No. 2797 of 2013/ C.S. No. 11 of 2013) against M/s Turner Morrison Limited, Kolkata for (i) a declaration that the Company is the lawful owner of the its present office premises at 6, Lyons Range, Kolkata-700001, (ii) a declaration that there was no relationship as the landlord and the tenant between them and (iii) a decree of ₹ 187.74 Crore with interest against the Rent etc. already paid by the Company to M/s Turner Morrison Limited, Kolkata. Further, as per the direction of Hon'ble High Court, an amount of ₹ 9.96 crores (P/Y ₹9.02 crores) has been deposited with the court.

j) Balances of Erstwhile Kustore Area

Liabilities of erstwhile Kustore Area, appearing in the audited financial statements of PB Area, are under examination/investigation. Similarly, ‘Advances, Deposits & Claims etc.’ of erstwhile Kustore Area are also under verification/scrutiny. Based on the outcome of the examination / investigation / verification / scrutiny, ‘Liabilities’ will be written back or paid and similarly Advances etc. will be adjusted or written off.

k) Physical Verification of Assets of Erstwhile Kustore Area merged with P.B. Area

In view of the observation of the Audit and assurance given thereon by the Management, the job of Physical verification of Assets of collieries / units of erstwhile Kustore Area merged with PB Area and their reconciliation with Asset Register / Plant Card etc. was assigned to a firm of Chartered Accountant during 2015-16. The firm reported based on physical verification that the Gross Block has been overstated by ₹9.63 crore and provision for depreciation is under-charged by ₹16.06 crore in financial statements as on date of merger. But it has been recommended by the firm that ‘under the reported limitations, having influence on the gross value, depreciation and net value of physically existing Assets (derived), there is no



option but to consider the audited figures of gross value, depreciation and net value appearing in financial statements as assets physically existing. Management has accepted the aforesaid recommendation.

I) Possession of Parbatpur (Central) Coal Mine

Allocation of Parbatpur (Central) Coal Mine (Bokaro) in 2006 by Government of India (GOI) to Electro steel Casting Limited stood de-allocated w.e.f. March 31, 2015 and thereafter Govt. of India (GOI) assigned the said mine to the designated Custodian i.e. 'Chairman, CIL' in terms of the provisions of the Coal Mines (Special Provisions) Second Ordinance, 2014 (DO No. 13016/36/2015-CA-III dated March 31, 2015 issued by the Joint Secretary MOC). Chairman CIL, in turn, authorized 'CMD, BCCL' to act on his behalf (CIL/CH/CUSTODIAN/27/1608 dated March 31, 2015). Accordingly, Parbatpur (Central) Coal Mine was placed under the administrative control of Eastern Jharia Area (Dhanbad) of the Company (Office Order No. the Company: CS: F-17(A):138 dated April 03, 2015 issued by Company Secretary the Company).

Now, vide Office Memorandum No.13016/77/2015-CA-III dated October 06, 2015 of GOI, MOC, Parbatpur (Central) Coal Mine has been allotted to M/s SAIL and the Designated Custodian ie Chairman, CIL has been advised to hand over possession of the mine to SAIL. Accordingly, it has been handed over to SAIL as confirmed by GM, Eastern Jharia Area vide his Letter No. BCCL/GM/EJA/2016/1429 dated July 28, 2016 enclosing there with charge hand-over and take-over report. Further, the Company has spent ₹ 5.08 Crore upto July 28, 2016 (Power bill ₹4.04 Crore, Repair & Maintenance and others ₹ 1.04 Crore) on maintaining the possession of the mine as custodian which has been booked as 'Receivable' in the Financial Statements. The amount is adjustable from the sale proceeds from the coal stock lying at the mine.

It is updated that as against BCCL claim of ₹ 5.08 Crore, SAIL has also claimed ₹ 17.00 Crore towards de-watering of mine, etc. which was not reasonably accepted by BCCL Management.

Again, Government of India has appointed the Chairman, CIL to manage and operate Parbatpur-Central Coal mine vide notification in the Gazette of India (F. No. CBA2-13016/1/2018-CBA2 dated February 13, 2020). Chairman, CIL authorized the CMD, BCCL to take appropriate action as per relevant provisions of Coal Mines (Special Provisions) Act, 2015 as amended by Mineral Laws (Amendment) Ordinance 2020 and the rules made thereunder, to manage and operate the said mine.

Accordingly, Parbatpur (Central) Coal Mine was placed under the administrative control of Eastern Jharia Area (Dhanbad) of the Company and GM (EJ Area), BCCL is authorized to take over the possession of the Parbatpur-Central Coal Mine and to manage and operate with immediate effect. (Authorization letter No: BCCL/D(T)P&P/F-83(B)/2020/45 dated March 03, 2020 issued by director (tech.) P&P of the Company).

From the date of second time take over possession of the mine as custodian, the Company has spent ₹ 35.05 Crore (Total ₹ 40.13 crore since July 28, 2016) on maintaining the mine as custodian which has been booked as 'Receivable' in the Financial Statements. The Parbatpur-Central Coal Mine has been handed over to M/s JSW Steel w.e.f. July 31, 2023.

m) Fund under Master Plan

The Company receives fund from Coal India Limited against Master Plan for dealing with fire and rehabilitation of persons dwelling in coal bearing / fire affected area of the Company. The Company is the implementing agency for fire projects and rehabilitation of persons dwelling in the Company houses. Jharia Rehabilitation & Development Authority (JRDA) is the implementing agency for rehabilitation of persons dwelling in non-BCCL houses, for which the Company acts as a nodal agency. Fund received as nodal agency is advanced to JRDA and such Advance (shown under Other Current Assets in Note-6.2) as well as the relevant Fund, both are adjusted on the basis of utilization statement submitted by JRDA. There is an Advance of ₹ 67.61 Crore as at March 31, 2025 (as at March 31, 2024 ₹ 111.21 Crore) to JRDA awaiting utilization certificate for their adjustment.



Position of Unutilized Fund under Master Plan As at March 31, 2025 is shown hereunder:

(₹ 'Crore)

Particulars	As at March 31, 2025	As at March 31, 2024
Opening balance of unutilized fund under Master Plan at the beginning of the period / year	138.31	143.89
Fund Received during the period / year	3.84	0.00
Utilization /adjustment during the period / year	(73.89)	5.58
Closing balance of unutilized fund	68.26	138.31

n) Revenue from Contracts with Customers (Ind AS-115)

- Other claims are accounted for when there is certainty of realization. Accordingly, in the sub-judice matter of House Rent receivable from the tenants of Bhuli Town Administration, revenue is accounted for on cash basis.
- Refund / Adjustment together with interest thereon from Tax Authorities are accounted for on the basis of final assessment / refund.
- Recovery of the liquidated damages and penalties are accounted for on the basis of final settlement.

iv. Disaggregated Revenue information:

The table below presents disaggregated revenues from contract with customers' information as per requirement of Ind AS 115, Revenue from Contract with Customer for revenue from sale of coal & others:

(₹ 'Crore)

	For the Year Ended March 31, 2025	For the Year Ended March 31, 2024
Types of goods or service		
Coal	13083.26	13161.10
Others	0.00	0.00
Total revenue	13083.26	13161.10
Types of Customers		
Power sector	9290.27	8966.14
Non-Power sector	3792.99	4194.96
Others or Services	0.00	0.00
Total revenue	13083.26	13161.10
Types of Contract		
FSA	9194.87	9204.30
E Auction	716.38	1140.33
Others	3172.01	2816.47
Total revenue	13083.26	13161.10



Timing of goods or service		
Goods/Service transferred at a point in time	13083.26	13161.10
Total revenue	13083.26	13161.10

v. Information about major customers:

Name of the Customer	For the Year Ended March 31, 2025		For the Year Ended March 31, 2024	
	Amount (₹ Crore)	%	Amount (₹ Crore)	%
DVC	5129.42	30.55%	5398.81	29.15%
SAIL	2432.84	14.49%	2613.68	14.11%
UPRVNL	2176.96	12.97%	644.14	3.48%
NTPC	2129.47	12.68%	2192.02	11.84%

- vi.** Generally, revenue is recognized on an invoice basis, as each unit sold is a separate performance obligation and therefore the right to consideration from a customer corresponds directly with our performance completed to date. As regards the performance incentives from NTPC for an amount of ₹477.15 crores (for 2019-20 ₹32.29 crores, for 2022-23 ₹128.16 crores and for 2023-24 is ₹316.70 crores), ₹362.84 crores has been realised by BCCL till March 31, 2025 and the rest ₹ 114.31 crores is to be realised in due course.

As regards to performance incentives related to other coal Consumer Companies, the revenue has been recognized in the books on the basis of determined transaction price and completed performance obligation. The amount realisable is shown as unbilled debtor in note no. 4.3 Trade receivable and corresponding GST liability will be booked at the time of billing.

- vii.** In September 2022, CCO, directed all Coal companies, except those who have already executed escrow agreements as per the OM dated May 2020, are instructed to revise the mine-wise annual closure cost. Also, the mine owner had to submit the revised mine closure cost schedule and execute the amended Escrow agreement at the earliest. In BCCL, there are 65 existing Escrow accounts of BCCL, but due to amalgamation of several old mines, the present number of Escrow accounts remains as 49. Out of 49 Escrow accounts, 18 Escrow accounts have been revised as per the OM dated May 2020. The remaining 31 Escrow accounts are yet to be revised.

In the meanwhile, the revised guidelines for preparation of mining plan and mine closure plan for coal and lignite blocks 2025 were issued on 31 January 2025, whereby all the escrow accounts are to be revised within one year after coming into force of these guidelines i.e. 31 January 2026. In this regard, the estimated liability for revising the mine-wise annual closure cost has been accounted for in the financial statements for the year ended 31 March 2025 (refer Note 9.1).



o) Ratios

Sr No	Description	For the Year Ended March 31, 2025	For the Year Ended March 31, 2024	Variance
1	Current Ratio	1.19	1.21	(1.68%)
The current ratio is a liquidity ratio that measures the current resources to meet its short-term obligations. Current ratio has been calculated as Current Assets divided by Current liabilities.				
2	Debt-Equity Ratio	0.00	0.00	0.00%
The debt-equity ratio is a measure of the relative contribution of the creditors and shareholders or owners in the capital employed in business. Formulae for calculation of Debt Equity ratio is Long term Debt Divided by Equity share Capital				
3	Debt Service Coverage Ratio	2741.90	1268.63	116.13%
This ratio measures the net operating income available to pay the short-term debt. The Debt Service Coverage Ratio is a useful benchmark to measure company's ability to meet their debt payments with cash. Formula for calculation of DSCR = EBIT divided by Interest				
4	Return on Equity Ratio	21.05%	34.29%	(38.61%)
Return on equity (ROE) is a measure of financial performance calculated by dividing net income by Average shareholders' equity. Where Net Income is Profit after tax for the period, average shareholders' equity = (Opening Equity + Closing Equity)/2				
5	Inventory Turnover Ratio	8.64	11.53	(25.01%)
Inventory turnover is a financial ratio showing how many times inventory has been sold during a given period. Then days are divided in the period by the inventory turnover formula to calculate the days. Inventory Turnover is calculated by Divided Cost of Goods Sold/Average Value of Inventory. Where, Cost of Goods Sold = (Total Expenditure -Finance Cost - write off - provision-CSR-Stripping)				
6	Trade Receivables Turnover Ratio	10.56	12.14	(13.08%)
The receivables turnover ratio is an accounting measure used to quantify a company's effectiveness in collecting its accounts receivable, or the money owed by customers. Account receivables Turnover = Gross Credit Sales/ Average trade receivables				
7	Trade Payables Turnover Ratio	3.89	5.14	(24.19%)



Trade payable turnover shows how many times a company pays off its accounts payable during a period. Trade payables turnover ratio = Total Purchases/average Trade payables)				
8	Net Capital Turnover Ratio	2.02	2.47	(18.14%)
Net Capital turnover is the measure that indicates organization's efficiency in relation to the utilization of capital employed in the business and it has been calculated as a ratio of total annual turnover divided by the total amount of stockholder's equity (Share Capital+ other equity)				
9	Net Profit Ratio	0.09	0.12	(20.26%)
Net profit as a percentage of Net Sales				
10	Return on Capital Employed	27.47%	40.47%	(32.11%)
Earnings before interest and tax (EBIT) / Capital employed, where capital employed is total of Assets - current liabilities				
11	Return on Investment	19.19%	29.40%	(34.72%)
Profit after tax (PAT)/ Equity. Where Equity is total of share capital and other equity of the company.				

p) Events Occurring after the Reporting Period (Ind AS 10)

No adjusting or non-adjusting events occurred after the reporting period.

q) Change in Capital Structure

There is no movement in the equity share capital held by Coal India Limited (100%) during the current period.

The dividend on erstwhile 5% Non-Convertible Cumulative Redeemable Preference Shares of ₹44.4325 crores was recommended by the Board and paid on August 05, 2024 after the approval of the shareholders in the Annual General Meeting for the Financial Year 2023-24 held on August 01, 2024.

The remaining dividend of ₹ 844.2175 crores, has been recommended the Board of Directors of BCCL in the meeting held on 23 April 2025, which will be put up for the approval of shareholders in the AGM (Annual General Meeting) of the Company to be held for the Financial Year 2024-25.

- r)** The Jharkhand Highways Fee (Determination of Rates and Collection) Amendment Rules, 2021 notified vide gazette notification dated 26 October, 2021 states that the State may provide for a scheme for payment of composition user fee payable by all such mechanical vehicles, for use of any state roads or part there of or commuting in mining areas as the case may be. The composition user fee (CUF) may be based on the “to and fro” basis. Such user fee shall be ₹ 600/- for each way. Till date, no such scheme has been notified in the gazette. However, Director Mines vide its letter No. 2089 dated 28 December, 2021 has communicated payment of CUF through JIMS Portal.



The prime responsibility towards the payment of said CUF is on the transporter. Sale in the Company is being effected through auction, RCR, Rail and Road mode. In Rail mode, coal is being transported to railway siding through hired vehicles and as per the applicable contract, the CUF being the tax will be reimbursed on its claim by the respective contractor. The matter of levy of CUF is sub-judice before the Hon'ble Jharkhand High Court on account of petition filed by transporters and further there is no claim for the same from any transporter / contractor.

The Company is collecting the same from customers and the same is being shown as Other Financial Liability (Current). The total amount billed / accounted till 31 March, 2025 is ₹ 610.92 crore (up to 31 March, 2024 ₹362.08 crore). The amount being billed and collected for the said CUF remains with the business of Company, as presently there is no claim from contractor in view of the matter being sub-judice before the court. In view of above, the other aspects of the said transaction such as payment of CUF to transporter / refund of CUF to the customers / the adjustment of collected CUF with other dues including the matter of interest thereon is subject matter of court decision in the said matter.

- s) Benami Property :** No proceedings have been initiated or pending against the Company under the Benami Transactions (Prohibition) Act, 1988.
- t) Returns or statements filled with banks or financial institutions :** The quarterly returns / statement of current assets filed by the Company with banks / financial institutions are generally in agreement with the books of accounts.
- u) Wilful Defaulter :** Company has not been declared as a wilful defaulter by any bank or financial institution or any other lender.
- v) Relationship with Struck off Companies :** Company has not undertaken any material transactions with struck-off companies.
- w) Registration of charges or satisfaction with Registrar of Companies :** No charges or satisfaction is pending for registration with Registrar of Companies beyond the statutory period by the Company.
- x) Compliance with number of layers of companies :** The provisions of clause (87) of section 2 of the Act read with the Companies (Restriction on number of Layers) Rules, 2017 are not applicable to the Company as per Section 2(45) of the Companies Act, 2013.
- y) Compliance with approved Scheme(s) of Arrangements :** There were no scheme of Arrangements approved by the competent authority during the year in terms of sections 230 to 237 of the Companies Act, 2013.
- z) Utilisation of Borrowed funds and share premium :** (A) Company has not advanced or loaned or invested any fund to any entity (Intermediaries) with the understanding that the Intermediary shall lend or invest in party identified by or on behalf of the Company (Ultimate Beneficiaries). (B) Company has not received any fund from any party with the understanding that the Company shall whether, directly or indirectly lend or invest in other entities identified by or on behalf of the Company ("Ultimate Beneficiaries") or provide any guarantee, security or the like on behalf of the Ultimate Beneficiaries.
- aa) Crypto Currency or Virtual Currency :** Company has not traded or invested in Crypto currency or Virtual Currency during the financial year.
- ab) Undisclosed Income :** Company does not have any transaction which is not recorded in the books of accounts that has been surrendered or disclosed as income during the year in the tax assessments under the Income Tax Act, 1961.



7 Miscellaneous Information

- a) Recent Accounting pronouncements applicable in Financial Year 2024-25 : The Ministry of Corporate Affairs (MCA) has issued several amendments to the Companies (Indian Accounting Standards) Rules, 2015, introducing significant changes to various Indian Accounting Standards (Ind AS) applicable from 1st April 2024. These amendments covers Introduction of Ind AS 117 – Insurance Contracts with Consequential modifications to Ind AS 101, 103, 105, 107, 109, 115; Amendments to Ind AS 116 – Leases and Continuation of Ind AS 104 for Certain Insurers. The company has evaluated these amendment and find no material impact on its financial statements.
- b) Figures for previous year have been regrouped/ rearranged wherever necessary, in order to make them comparable with current year figures.
- c) The Material Accounting Policies have been updated to enhance clarity for users of the financial statements. These updates do not carry any financial implication.
- d) Note-1 and 2 represents Corporate Information and Material Accounting Policies respectively. Note 3.1 to 11.2 form part of the Balance Sheet as at March 31, 2025 and Note 12.1 to 15.1 form part of Statement of Profit & Loss for the period ended March 31, 2025. Note-16 represents Additional Notes to the Financial Statements.

As per our report of even date

For Nag & Associates

Chartered Accountants

FRN - 312063E

(CA M. M. Prasad)

Partner

Mem. No - 074568

On behalf of the Board

(Samiran Dutta)

Chairman cum Managing

Director & CEO

DIN- 08519303

(Rakesh Kumar Sahay)

Director (Finance)

& CFO

DIN- 10122335

(M K Verma)

G.M. / HoD (Finance) I/C

(B.K. Parui)

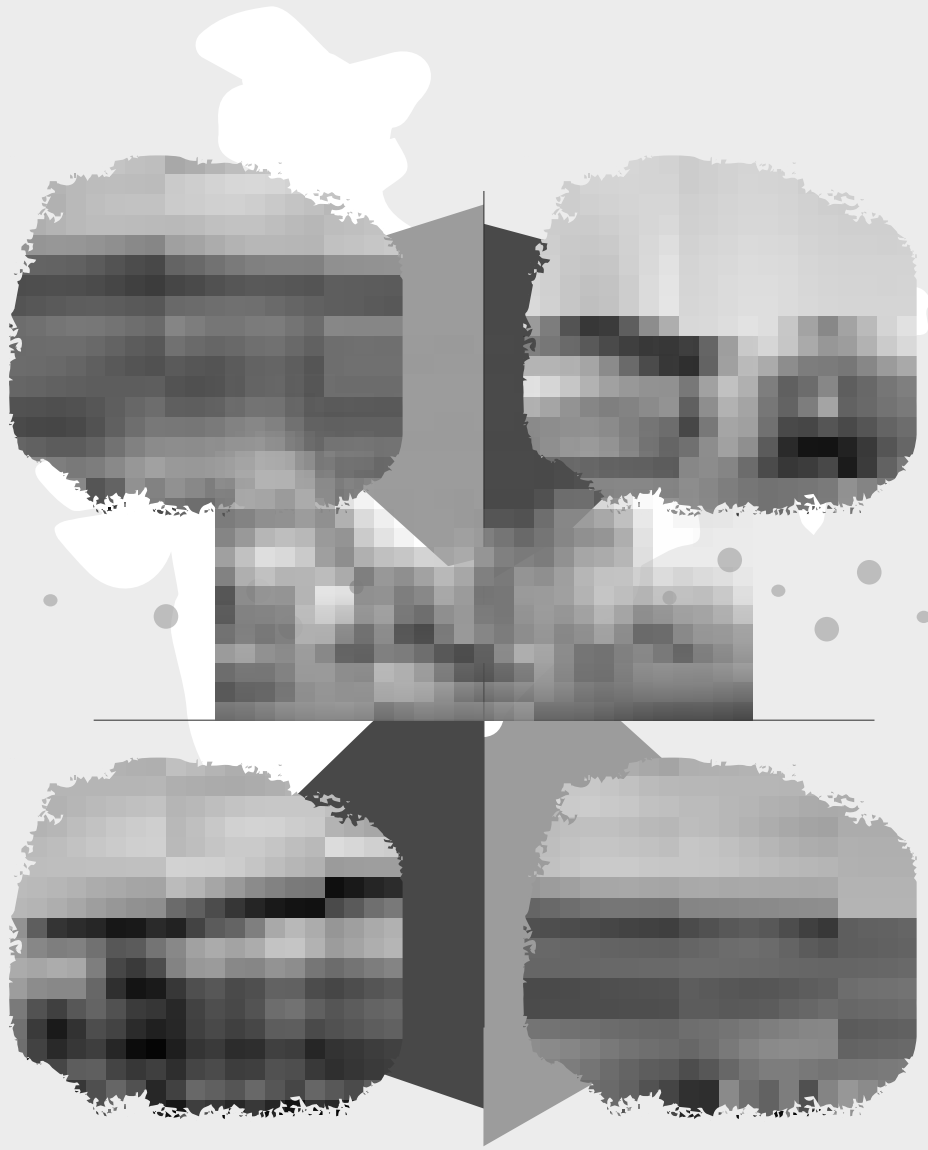
Company Secretary

Date: 23.04.2025

Place: Dhanbad



[illegible]



बीसीसीएल
BCCL

भारत कोकिंग कोल लिमिटेड
Bharat Coking Coal Limited

1972-2025
(A Mini Ratna Company)
A subsidiary of Coal India Limited

Koyla Bhawan, Koyla Nagar
Dhanbad - 826005, Jharkhand
www.bcclweb.in

CIN - U10101JH1972GOI000918
GSTIN : 20AAACB7934MFZB

